

# MyInfineon Collaboration Platform (myICP)

## Customer registration

# What is myInfineon Collaboration Platform?

- › The myInfineon Collaboration Platform is a web-based platform, used to exchange information and to collaborate with Infineon's partners.
- › Based on shared "Team Sites", collaboration and download areas are provided as a service on a high security level to protect customers and Infineon's data.

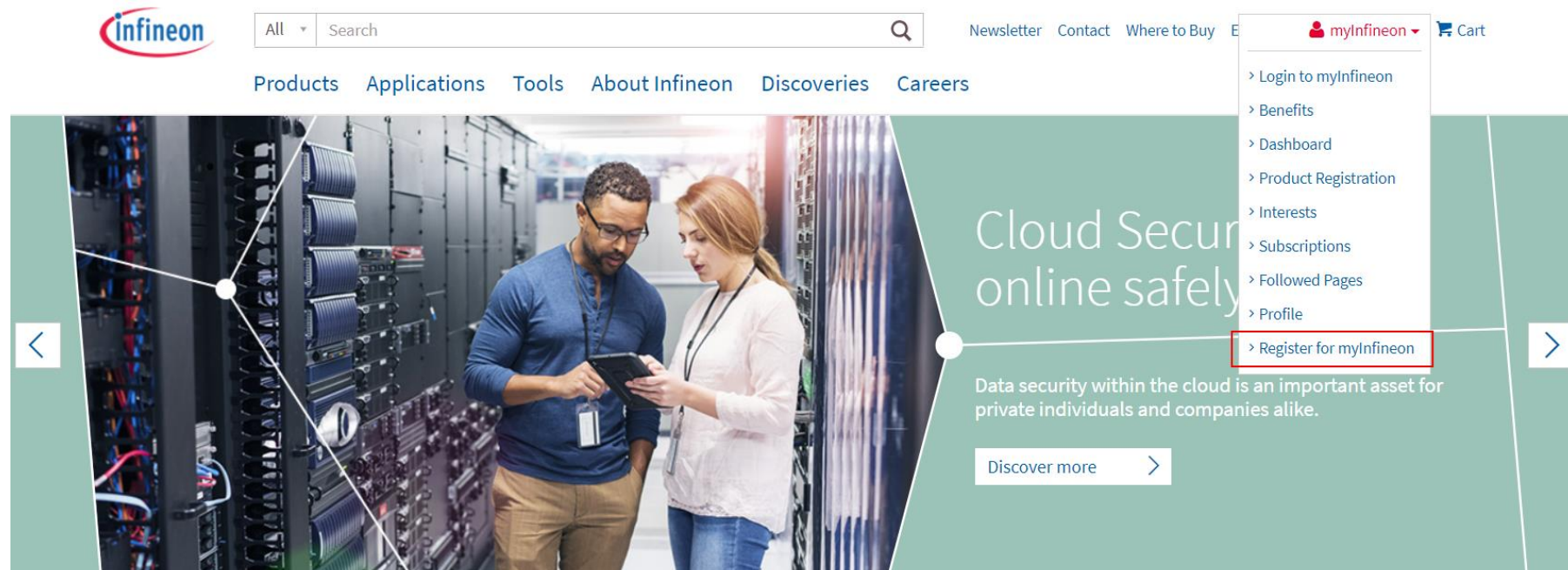


# How do I register?

› To access myInfineon Collaboration Platform, **you must be a myInfineon user first.**

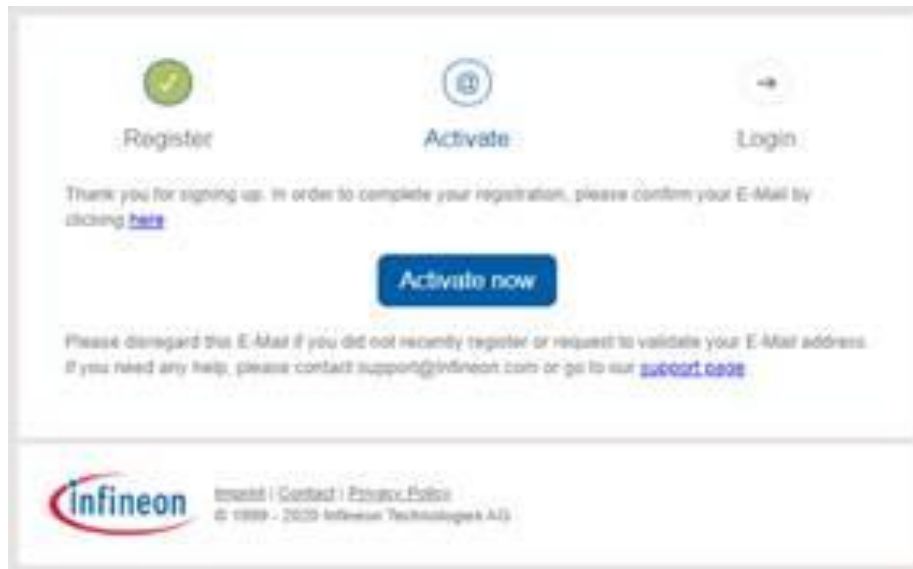
– To register for myInfineon, please go to <https://www.infineon.com>

– Click on "myInfineon" on the right side and then click on "Register for myInfineon"





# Activate account from e-mail



# Invitation email



- Now, it is time for your Infineon counterpart to invite you for a promotion so you can get access to confidential data.
- To use myInfineon Collaboration Platform (myICP), Please ask your Infineon counterpart to invite you. You should receive an invitation e-mail.

Access myInfineon Collaboration Platform



Dear ,

Your Infineon counterpart has invited you to get access to additional and confidential content on our myInfineon Collaboration Platform.

Before you can access myInfineon Collaboration Platform there are 3 steps to go:

1. Login to myInfineon and visit "My Profile".
2. Click on the promotion banner on top of the "My Profile" page.
3. Provide a mobile phone number. In case a password reset is necessary this phone number will be used.

After step 3 the promotion is initialized. Now we need to do our part. You'll receive a notification once you have all rights to access myInfineon Collaboration Platform.



Please click on the following button to start with step 1.

> Bring me to step 1

Please note: once you have initialized the promotion some of your profile data is frozen and cannot be edited.



# Invitation e-mail

› Please follow the instructions on the e-mail:

1. Login and go to the profile center in your dashboard
2. Click on “Request your promotion here”
3. Change first name, last name and company email into Latin characters.

Become a promoted user and get access to confidential content.  
Please review and update your personal data, as we need your first name, last name and company written in Latin characters in order to grant you access to other Infineon systems. Thank you for your understanding. [Request your promotion form here](#)

Promotion


Become a promoted user and get access to confidential content.  
Please review and update your personal data, as we need your first name, last name and company written in Latin characters in order to grant you access to other Infineon systems. Thank you for your understanding.

First name*	<input type="text" value="测试名字"/> <small>Please enter ONLY Latin characters and do not use special characters except ". " or "' " or " - ". In addition, the first character shouldn't be a number.</small>
Last name*	<input type="text" value="测试姓氏"/> <small>Please enter ONLY Latin characters and do not use special characters except ". " or "' " or " - ". In addition, the first character shouldn't be a number.</small>
Company	<input type="text" value="测试公司"/> <small>Please enter ONLY Latin characters and do not use special characters except &amp; @ + ( ) / . - , ' !</small>

Your promotion is now in process. You will receive a confirmation email when your account has been correctly promoted (this may take up to 3 days). You will then, be able to login to your myInfineon Collaboration Platform.

# Confirmation e-mail

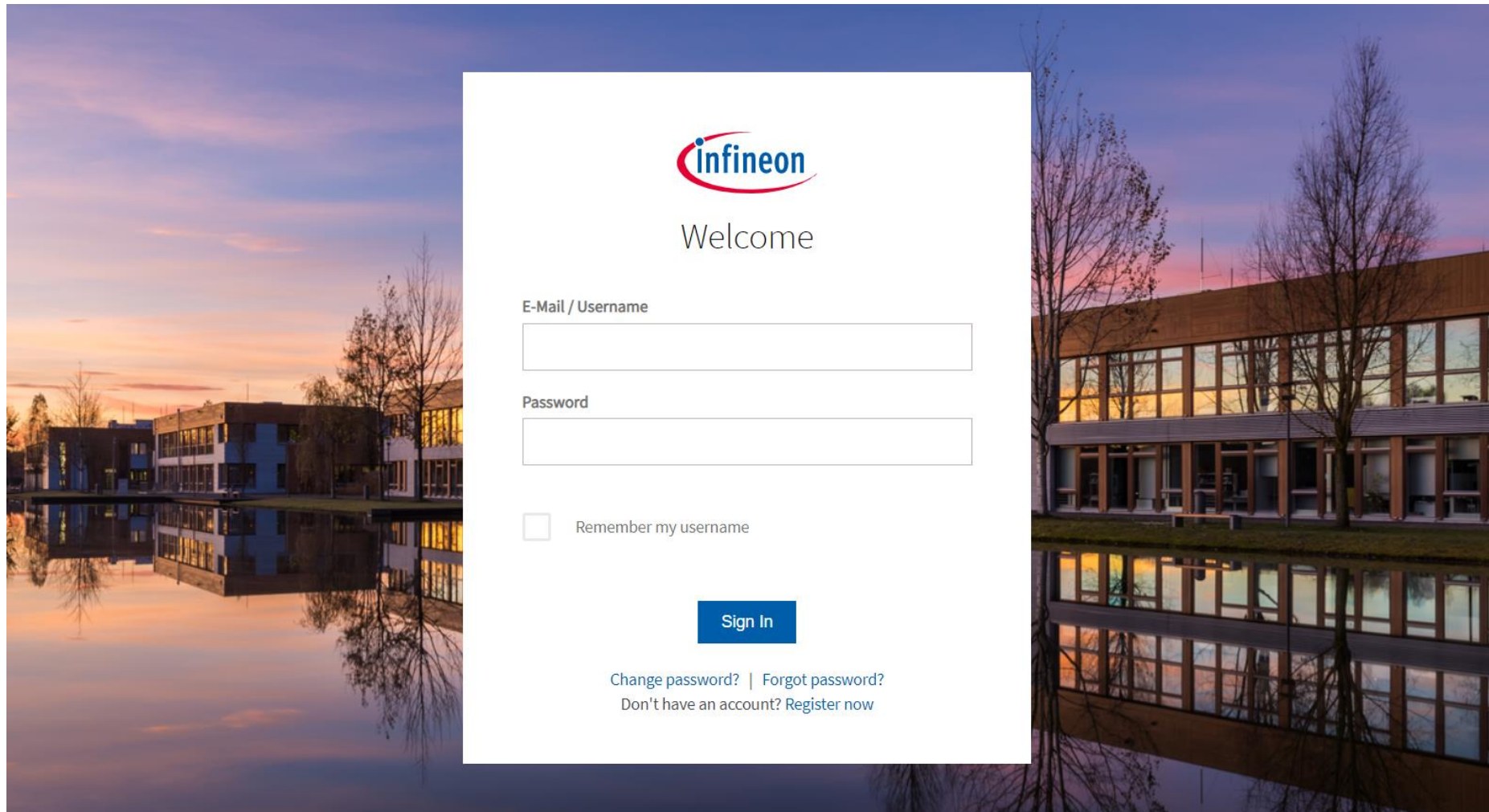
- › When your Infineon counterpart has granted you access to the collaboration platform (promotion), please go to your confirmation e-mail and click the "Access now" button.






# Access to the Collaboration Platform

- › Enter your Username and your Password (myInfineon login)



The login page is centered on a white rectangular background. At the top is the Infineon logo, followed by the word "Welcome". Below this are two input fields: "E-Mail / Username" and "Password". A checkbox labeled "Remember my username" is positioned below the password field. A blue "Sign In" button is centered below the checkbox. At the bottom, there are two links: "Change password? | Forgot password?" and "Don't have an account? Register now". The background of the slide shows a modern building with large windows, reflected in a body of water, under a sunset sky.



Welcome

E-Mail / Username

Password

☐ Remember my username

[Sign In](#)

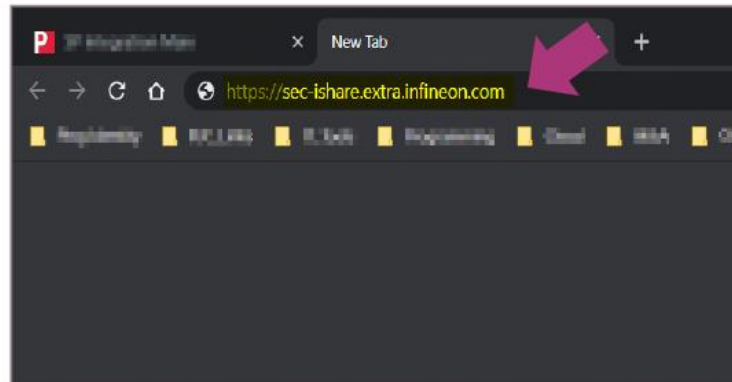
[Change password?](#) | [Forgot password?](#)  
[Don't have an account? Register now](#)

# Access to the Collaboration Platform

› MyInfineon Collaboration Platform uses a MFA (Multi factor authentication) for the login process, this means that in addition to your password you have to insert a one-time pin delivered to you via the PING identity app.

- Follow the next steps:

1. Choose an application which requires MFA



After the login, go to your myICP site:

› <https://myicp.infineon.com>

2. On the initial enrollment screen press „Start“




# Access to the Collaboration Platform

3. QR code is presented on your computer




4. Scan the code from the PingID app on your phone

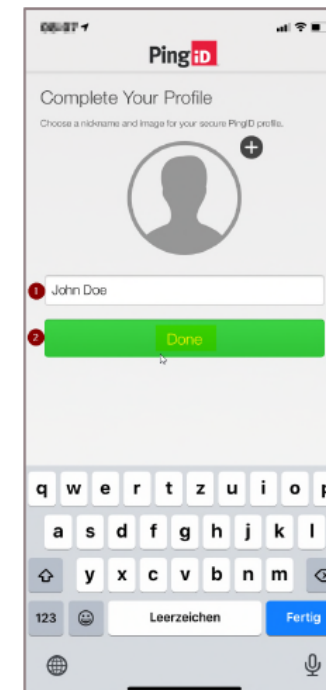


# Access to the Collaboration Platform

5. Wait until the authentication is finished on your computer

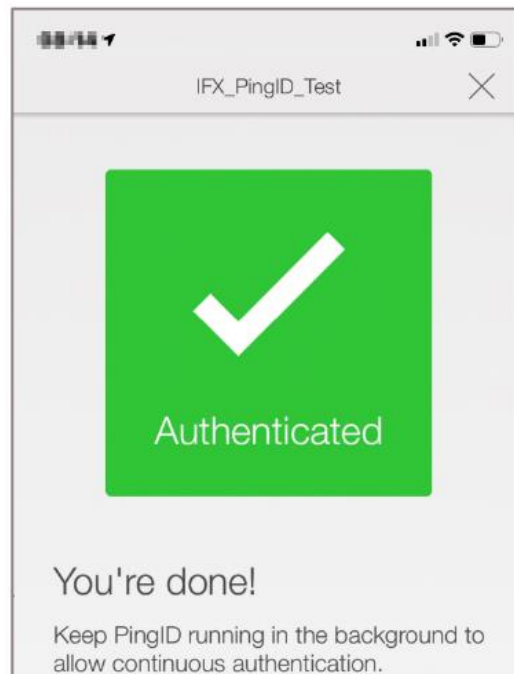


6. Save the profile on your phone

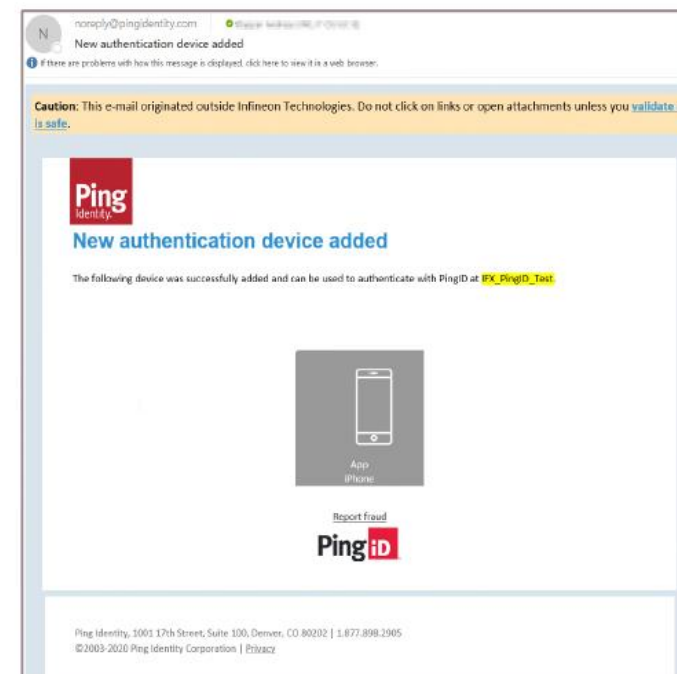


# Access to the Collaboration Platform

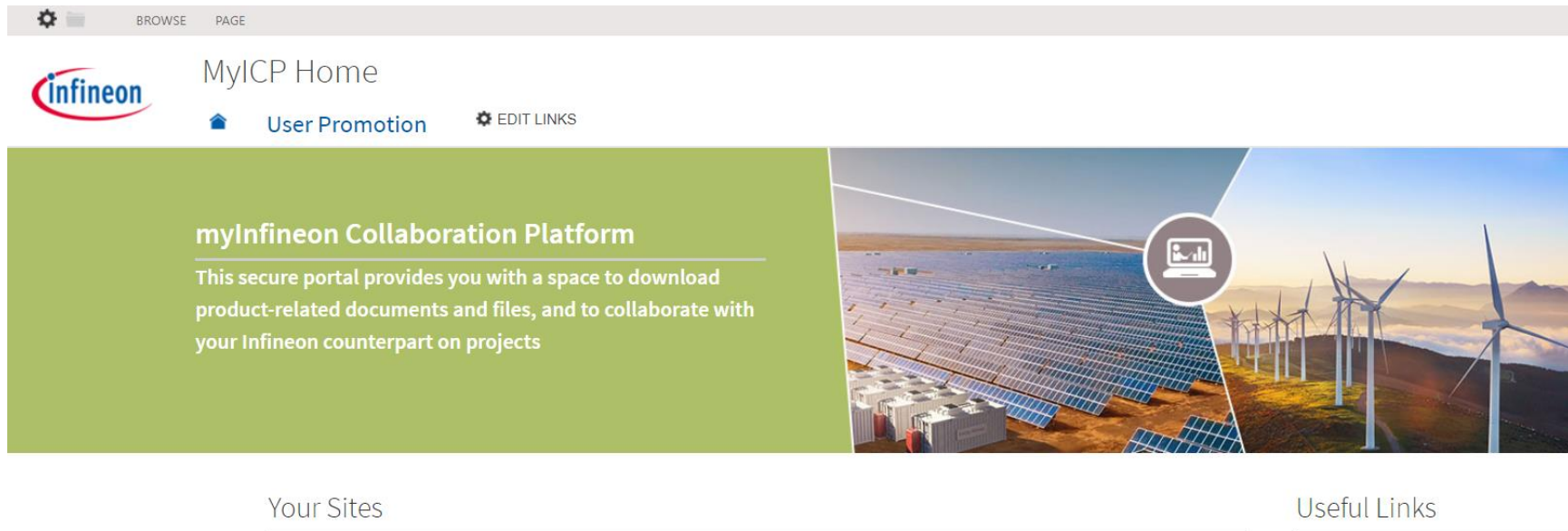
## 7. Success screen is shown



## 8. Confirmation e-mail is sent





# Access to the Collaboration Platform






**If you don't see the name of the site you are looking for, it means that access to the content it is still needed to be granted by your counterpart/site owner.  
Please contact your Infineon counterpart and ask for access.**



# Access to the Collaboration Platform


 BROWSE PAGE

 MyICP Home

 [User Promotion](#)  [EDIT LINKS](#)

## myInfineon Collaboration Platform

This secure portal provides you with a space to download product-related documents and files, and to collaborate with your Infineon counterpart on projects



### Your Sites

Test external


### Useful Links

- [Guide to access myICP sites](#)
- [Help Needed?](#)
- [Infineon Homepage](#)
- [Infineon Support Center](#)
- [myInfineon Dashboard](#)
- [myProfile](#)



**Here you should see the name of your site(s) once you have been granted the access.**

# Access to the Team Site

› Please click on the Site button you want to access and you should be looking at something like this:



MYICP Training


  EDIT LINKS

Home

Documents

Site Contents

Recycle Bin

 EDIT LINKS

Useful Links

Guide to access myICP sites

Help Needed?

Infineon Homepage

Infineon Support Center


myInfineon Dashboard


myProfile


Welcome to Your Site

Please find on the left or below the libraries you have access to. In case of first access we recommend you to read our user manual available through useful links section in the right.

Default Document Library

 New


 Upload



More 

Current View

...

Find a file



  Name

Note

Document Type

Drag files here to upload

## Need assistance?

- › Please get in touch with our Infineon support



› <https://www.infineon.com/support>

- › **Forgot your password?**

In case you need to reset your password please use the following link

<https://www.infineon.com/cms/en/services/password>



Part of your life. Part of tomorrow.

