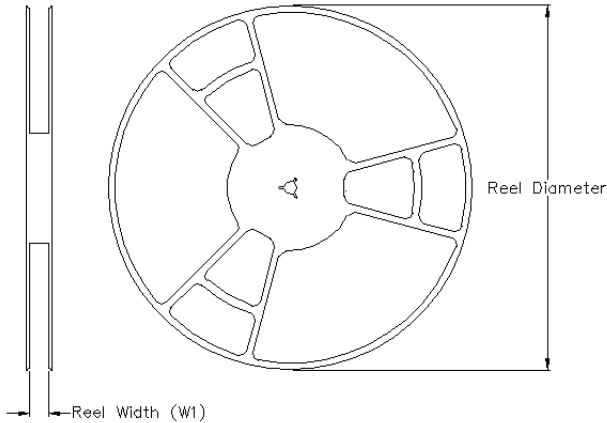
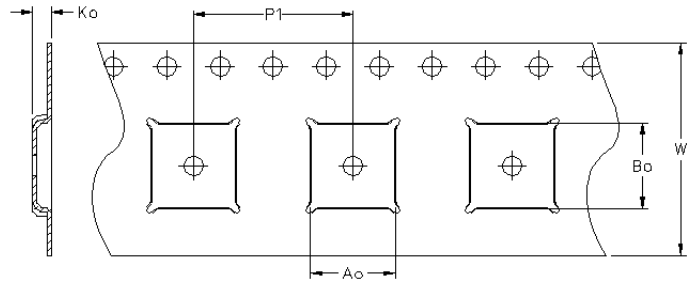


**TAPE AND REEL INFORMATION**

**REEL DIMENSIONS**

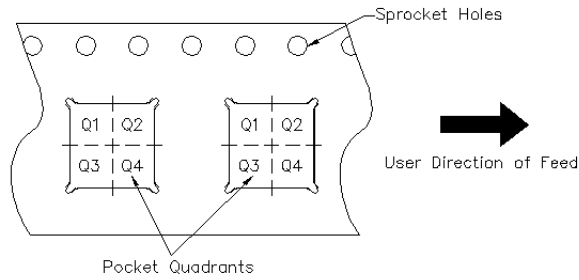


**TAPE DIMENSIONS**



CODE	DESCRIPTION
Ao	Dimension design to accommodate the component width
Bo	Dimension design to accommodate the component length
Ko	Dimension design to accommodate the component thickness
W	Overall width of the carrier tape
P1	Pitch between successive cavity centers

**QUADRANT ASSIGNMENTS FOR PIN 1 ORIENTATION IN TAPE**



*Note : All dimension are in nominal*

Package Type	Reel Diameter (Inch)	QTY	Reel Width W 1 (mm)	Ao (mm)	Bo (mm)	Ko (mm)	P1 (mm)	W (mm)	Pin 1 Quadrant
5x6 PQFN	13	4000	12.4	6.300	5.300	1.20	8.00	12	Q1

Reference control document : 04-1226