


## C167CS

High Performance Microcontroller  
with On-Chip Memory and Two-CAN-Modules



THE C167CS<sup>1)</sup> is a new high end derivative of the Infineon C166 Family of full featured single-chip CMOS microcontrollers. The C167CS features additionally internal units like two CAN modules (V2.oB active), ADC, CAPCOM, XRAM, IRAM, PLL, Watchdog, RTC, GPT, power management control and up to 40 MHz performance.

THIS MICROCONTROLLER fulfills the requirements of highly sophisticated automotive and industrial control applications.

Device	ROM
C167CS-4RM	32 KB
C167CS-LM	-

25 MHz = standard  
33 MHz = optional  
40 MHz = optional  
3.3 V at 16 MHz = optional

### Key Features

- High Performance 16-bit CPU with 4-Stage Pipeline
- 80 ns Instruction Cycle Time at 25 MHz CPU Clock (standard)
- Up to 12.5 million instructions per second
- 400 ns Multiplication (16 x 16 bit), 800 ns Division (32/16 bit)
- Enhanced Boolean Bit Manipulation Facilities
- Additional Instructions to Support HLL and Operating Systems
- Register-Based Design with Multiple Variable Register Banks
- Single-Cycle Context Switching Support
- Clock Generation via On-Chip PLL or via Direct Clock Input
- Up to 16 MBytes Linear Address Space for Code and Data
- 3 KByte On-Chip Internal RAM (IRAM)
- 8 KByte On-Chip Extension RAM (XRAM)
- Two On-Chip CAN modules operating on one or two CAN Buses (30 or 2 x 15 Message Objects) Version 2.oB active
- Programmable External Bus Characteristics for Different Address Ranges
- 8-bit or 16-bit External Data Bus
- Multiplexed or Demultiplexed External Address/Data Buses

Controller Area Network (CAN): License of Robert Bosch GmbH

1) For complete device designations (corresponding to PRO ELECTRON) please refer to the data sheet.

- Five Programmable Chip-Select Signals
- Hold and Hold-Acknowledge Bus Arbitration Support
- 1024 Byte On-Chip Special Function Register Area
- Idle, Power Down Modes and Power Saving Features
- 8-Channel Interrupt-Driven Single-Cycle Data Transfer Facilities via Peripheral Event Controller (PEC)
- 16-Priority-Level Interrupt System with 56 Sources, Sample-Rate down to 40 ns
- 24-Channel 10-bit A/D Converter with < 10 µs Conversion Time (7.76 µs at 25 MHz)
- Two 16-Channel Capture/Compare Units with Bidirectional I/O Port Pins
- 4-Channel PWM Unit
- Two Multi-Functional General Purpose Timer Units with five 16-bit Timers
- Two Serial Channels (Synchronous/Asynchronous and High-Speed-Synchronous)
- Programmable Watchdog Timer
- Real Time Clock
- On-Chip Bootstrap Loader
- Oscillator Watchdog
- Up to 111 General Purpose I/O Lines, partly with Selectable Input Thresholds and Hysteresis
- Identification Register Support
- Optimized EMC Behavior
- Exit/Wakeup from Sleep Mode with External Interrupt or RTC Interrupt
- Single Chip Reset (optional)
- Flexible CAN Interface Line Assignment for additional Address Pins (use Address Pins while CAN is active)
- Compatible in Pins, Timing and Code to existing C167CR Derivatives
- Supported by a Wealth of Development Tools like C-Compilers, Macro-Assembler Packages, Emulators, Evaluation Boards, HLL-Debuggers, Simulators, Logic Analyzer Disassemblers
- P/PG-MQFP-144 Package
- Full Automotive Temperature Range: -40°C to +125°C

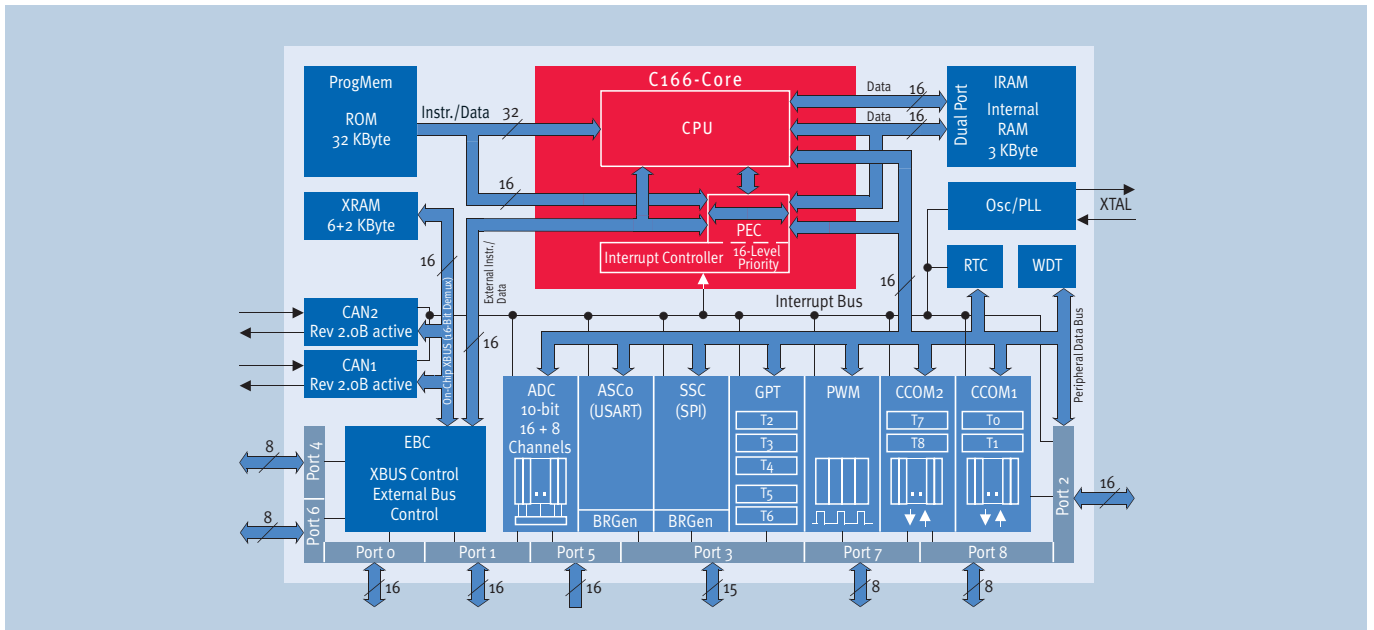
[www.infineon.com/microcontrollers](http://www.infineon.com/microcontrollers)

## Microcontrollers

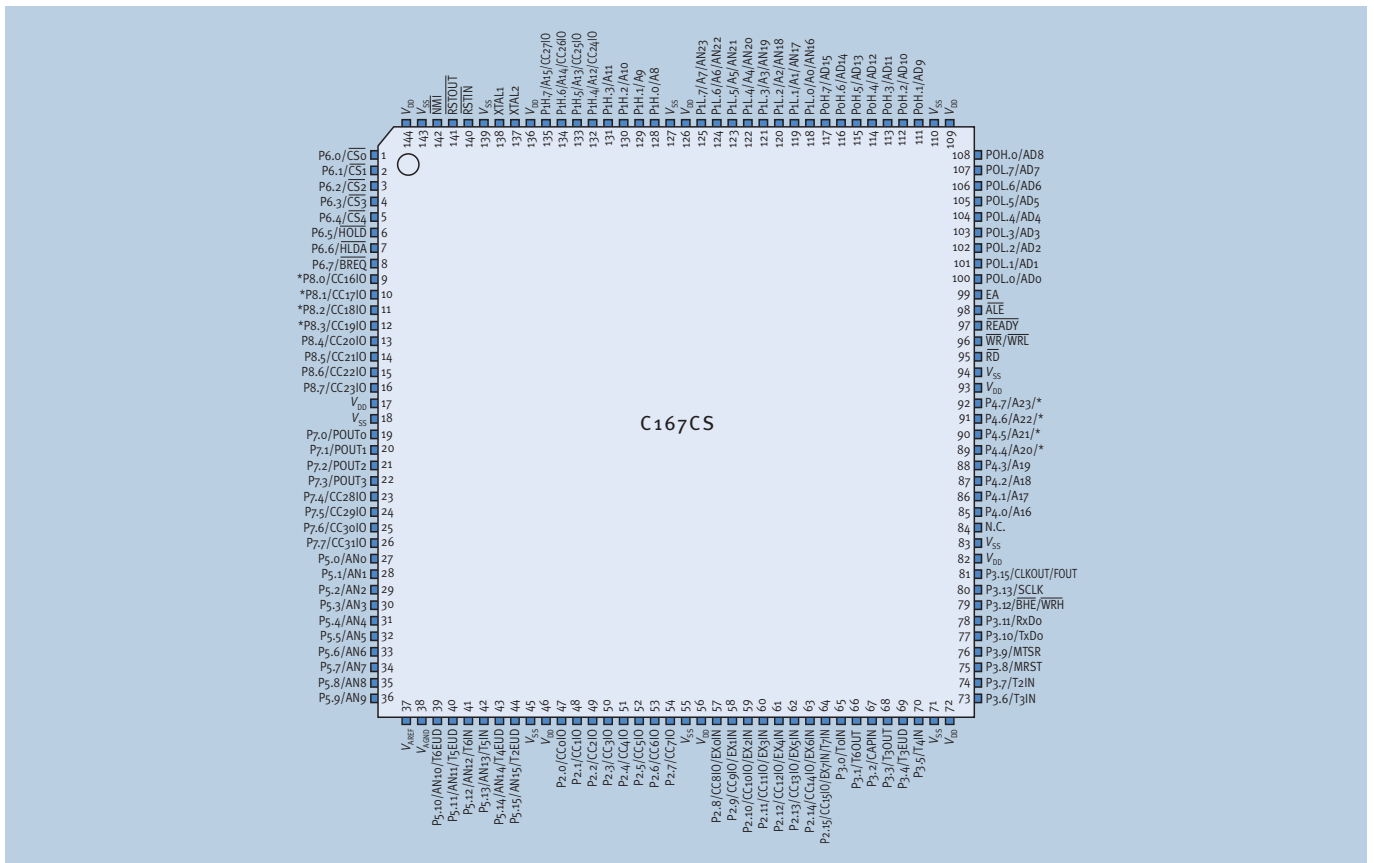


Never stop thinking

## C167CS Block Diagram



## C167CS Pin Configuration



How to reach us:  
<http://www.infineon.com>

Published by  
 Infineon Technologies AG  
 81726 München, Germany

© Infineon Technologies AG 2006.  
 All Rights Reserved.

### Legal Disclaimer

The information given in this Product Brief shall in no event be regarded as a guarantee of conditions or characteristics ("Beschaffenheitsgarantie"). With respect to any examples or hints given herein, any typical values stated herein and/or any information regarding the application of the device, Infineon Technologies hereby disclaims any and all warranties and liabilities of any kind, including without limitation warranties of non-infringement of intellectual property rights of any third party.

### Information

For further information on technology, delivery terms and conditions and prices please contact your nearest Infineon Technologies Office ([www.infineon.com](http://www.infineon.com)).

### Warnings

Due to technical requirements components may contain dangerous substances. For information on the types in question please contact your nearest Infineon Technologies Office.

Infineon Technologies Components may only be used in life-support devices or systems with the express written approval of Infineon Technologies, if a failure of such components can reasonably be expected to cause the failure of that life-support device or system, or to affect the safety or effectiveness of that device or system. Life support devices or systems are intended to be implanted in the human body, or to support and/or maintain and sustain and/or protect human life. If they fail, it is reasonable to assume that the health of the user or other persons may be endangered.

Ordering No. B158-H8874-X-X-7600  
 Printed in Germany  
 PS 0606 nb