


The BTS 6143D is a single channel high-side power switch (10 mΩ) in TO252-5 (DPAK 5 pin) package. It is fully protected by embedded protection functions including ReverSafe.

ReverSafe is a protection feature that causes the power transistor to switch on in case of reverse battery mode. As a result the power dissipation is reduced to almost forward condition.

There is an IntelliSense pin combining a sophisticated diagnostic feedback signal and a current sense function in one pin. The diagnostic function is signalling over load, short circuit and over temperature.

An optimized current limitation characteristic adjusts the maximum current according to the supply voltage. This behavior is ideal to handle the inrush current of lamps.

The power transistor is built by a N-channel vertical power MOSFET with charge pump and current controlled input pin. The device is integrated in Smart SIPMOS chip on chip technology.



BTS 6143D

Basic Functions

- Very low standby current
- Optimized electromagnetic compatibility (EMC)
- Fast demagnetization of inductive loads
- Wide operating voltage range
- ReverSafe, channel opens in case of reverse polarity

Protective Functions

- Short circuit protection (latching shutdown)
- Current limitation
- Overload protection
- Thermal shutdown with restart
- Overvoltage protection (including load dump)
- Loss of ground protection
- Loss of V_{bb} protection (with external diode for charged inductive loads)
- Electrostatic discharge protection (ESD)

Diagnostic Functions

- Proportional load current sense signal
- IntelliSense: Current sense signal or fault signal
- Feedback of over load detection
- Feedback of short circuit shutdown
- Feedback of thermal shutdown

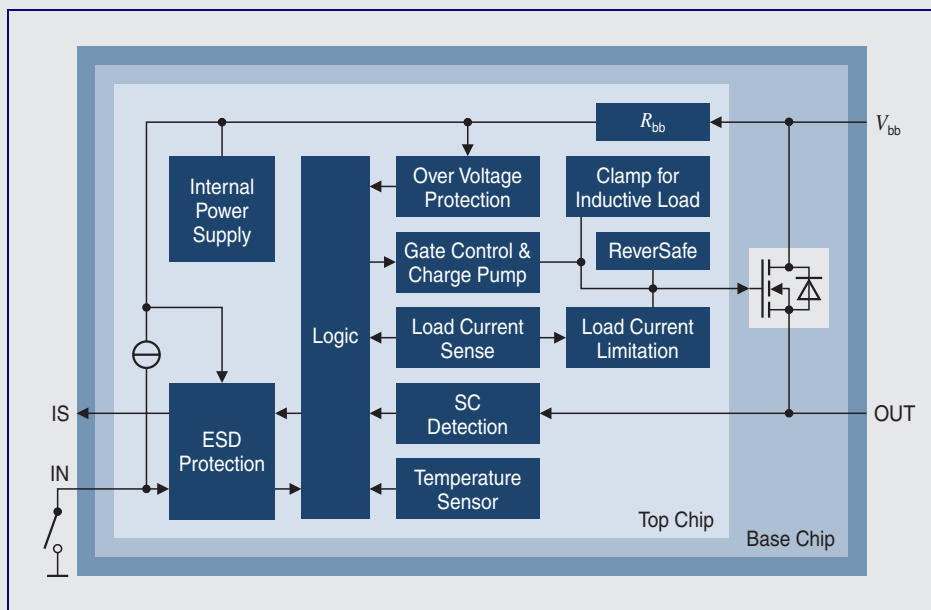
Applications

- High-side power switch with diagnostic feedback for 12 V and 24 V grounded loads
- All types of resistive, inductive and capacitive loads
- Replaces electromechanical relays, fuses and discrete circuits

Smart High-Side
Power Switch
One Channel 10 mΩ



Block Diagram

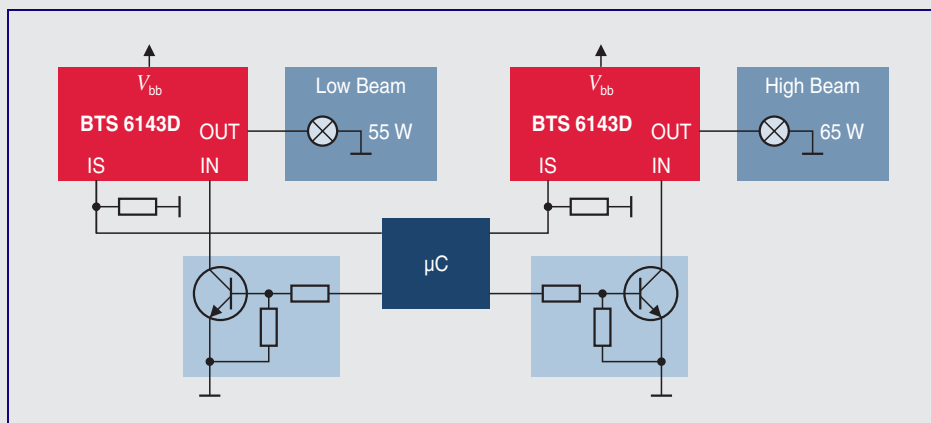


Product Summary

Type	Sales Code	Package
BTS 6143D	Q67060-S7411	P-TO252-5 (DPAK 5 pin)

Parameter	Symbol	Values
Operating Voltage	$V_{BB(ON)}$	5.5 ... 38 V
On-state Resistance	$R_{ON(max)}$	10 m Ω
Nominal Load Current	$I_{L(nom)}$	8 A
ISO Load Current	$I_{L(ISO)}$	33 A
Current Limitation	$I_{L12(SCr)}$	75 A

Application Example



How to reach us:
<http://www.infineon.com>

Published by
Infineon Technologies AG,
 St.-Martin-Strasse 53,
 D-81669 München

© Infineon Technologies AG 2003. All Rights Reserved.

Attention please!

The information herein is given to describe certain components and shall not be considered as a guarantee of characteristics.

Terms of delivery and rights to technical change reserved.

We hereby disclaim any and all warranties, including but not limited to warranties of non-infringement, regarding circuits, descriptions and charts stated herein.

Information

For further information on technology, delivery terms and conditions and prices please contact your nearest Infineon Technologies Office.

Warnings

Due to technical requirements components may contain dangerous substances. For information on the types in question please contact your nearest Infineon Technologies Office.

Infineon Technologies Components may only be used in life-support devices or systems with the express written approval of Infineon Technologies, if a failure of such components can reasonably be expected to cause the failure of that life-support device or system, or to affect the safety or effectiveness of that device or system. Life support devices or systems are intended to be implanted in the human body, or to support and/or maintain and sustain and/or protect human life. If they fail, it is reasonable to assume that the health of the user or other persons may be endangered.

Template: pb_tmplt.fm/2/2003-05-01