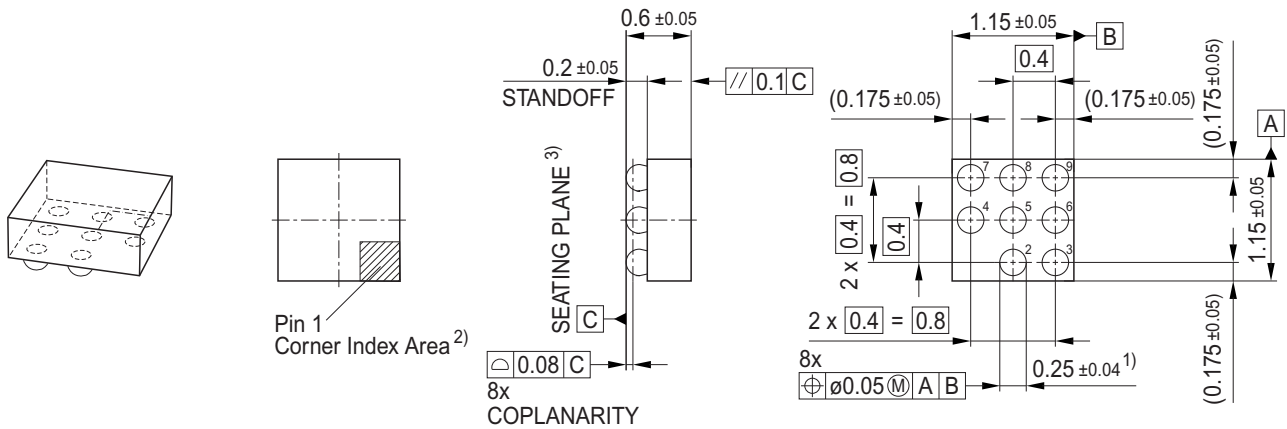


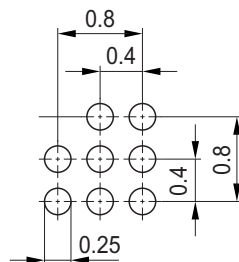
Package Outline



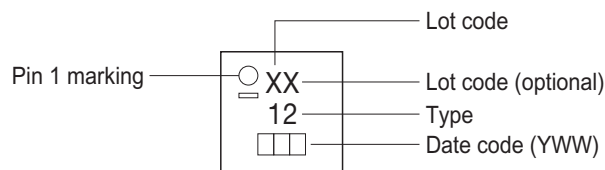
- 1) Dimension is measured at the maximum solder ball diameter, parallel to primary datum C
- 2) A1 corner identified by marking
- 3) Primary datum C and seating plane are defined by the domed crowns of the balls

Foot Print

Soldering Type: Reflow Soldering



Marking Layout



Tape and Reel

Reel $\varnothing 180$ mm: 4.500 Pieces/Reel
 Reels/Box: 1

