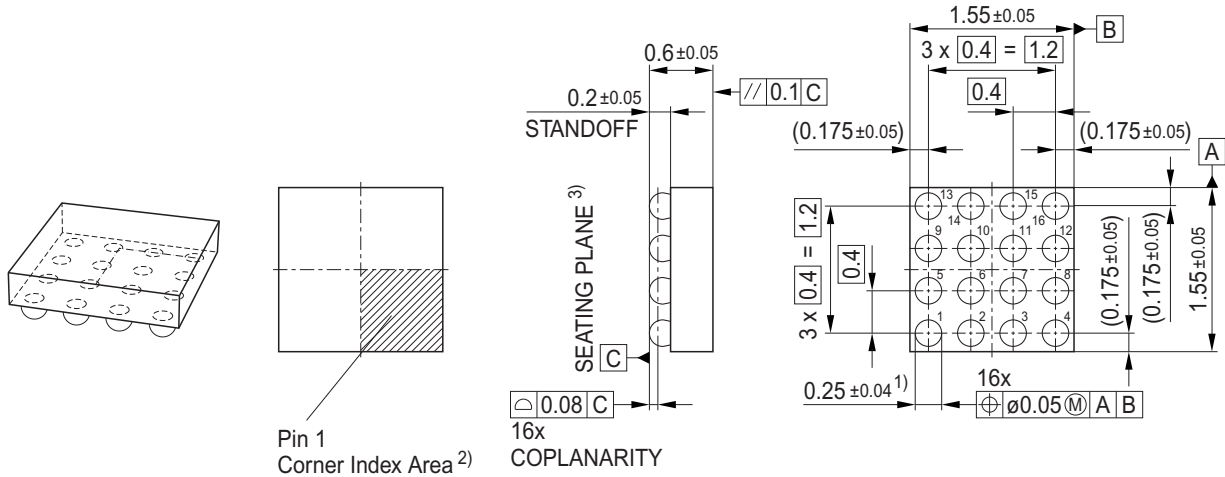


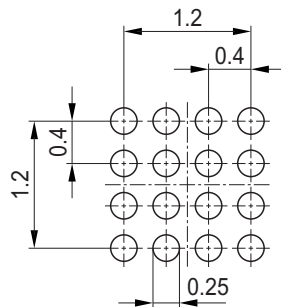
## Package Outline



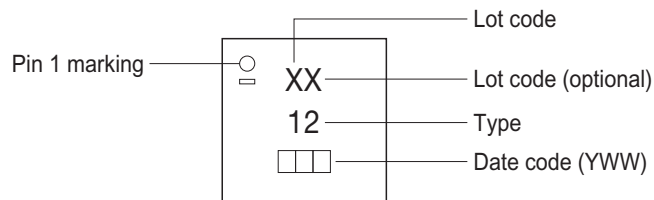
- 1) Dimension is measured at the maximum solder ball diameter, parallel to primary datum C
- 2) Pin 1 corner identified by marking
- 3) Primary datum C and seating plane are defined by the spherical crowns of the balls

## Foot Print

Soldering Type: Reflow Soldering



## Marking Layout



## Tape and Reel

Reel  $\varnothing$ 180 mm: 4.500 Pieces/Reel  
Reels/Box: 1

