

TLE4924CB

Highly accurate differential hall sensor with integrated back bias magnet and visible adaptive hysteresis for powertrain applications

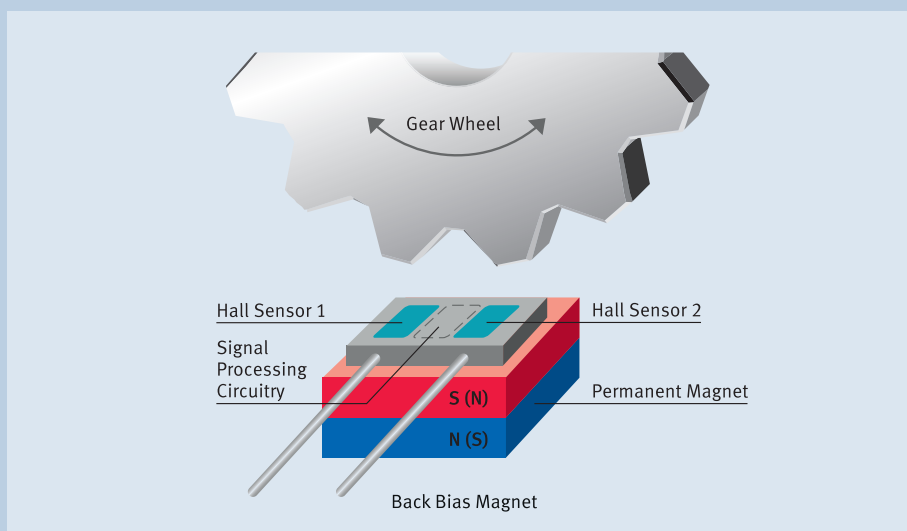
The TLE4924CB detects the motion and position of ferromagnetic magnet structures by measuring the change of differential flux density to its magnetic back bias field, which the ferromagnetic structure like a gear wheel or any similar structure generates. Its back bias magnetic field is thereby optimised to provide an optimal air gap performance by using a NdFeB-based integrated back bias magnet. This greatly facilitates its use in industrial and automotive applications of speed and position sensing, while providing a commercially attractive, small and easy to assemble sensor solution.

In addition, the TLE4924CB's high sensitivity and self-calibration mode ensure optimum accuracy. The sensors powers up very fast and reaches full calibration within only a few transitions after start up. The combination of a frequent recalibration function in run mode with its visible adaptive hysteresis algorithm enables the TLE4924CB to accurately switch over a broad range of different gear wheel structures with a high robustness against disturbances like air gap jumps or run out events.

In order to perfectly satisfy the requirements of harsh environmental conditions prevalent in automotive applications the sensor is designed to withstand a wide range of temperatures, have high ESD robustness and large EMC resistance. With its features the TLE4924CB is the ideal differential Hall sensor for applications like today's crankshaft or transmission speed sensing in automotive or similar industrial applications

TLE4924CB is perfectly suited for applications like:

- Gear wheel application with back bias magnet



Features

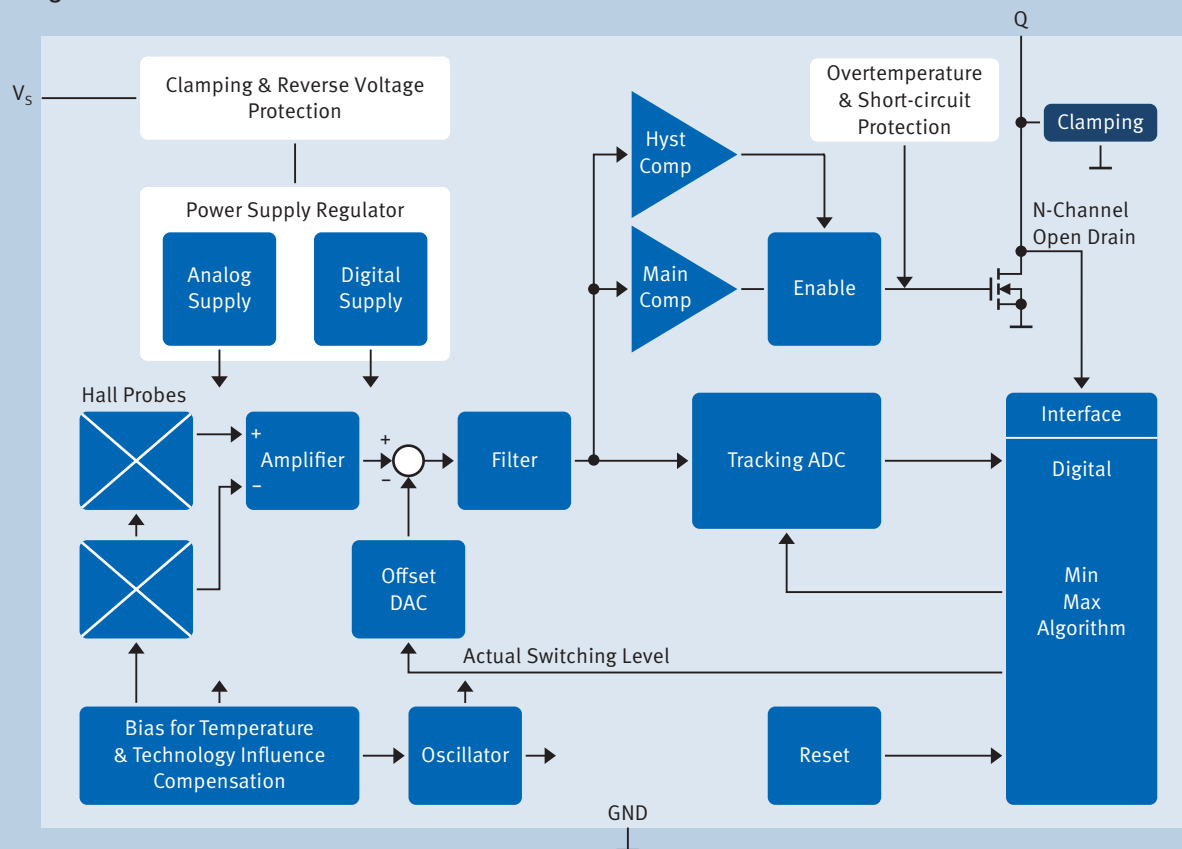
- Integrated Back-biasing permanent magnet for ferromagnetic target wheel application PG-SSOM-3-9
- Single chip solution
- Adaptive thresholds
- Visible Hysteresis
- Large operating airgap
- Advanced performance by dynamic self calibration principle
- Digital output signal
- Wide operating temperature ranges
- Reverse voltage protection at V_S -pin
- Short-circuit and over-temperature protection of output
- Module style package with two integrated capacitors:
 - 4.7nF between Q and GND
 - 47nF between V_S and GND: Required for micro cuts in power supply and optimal EMC robustness



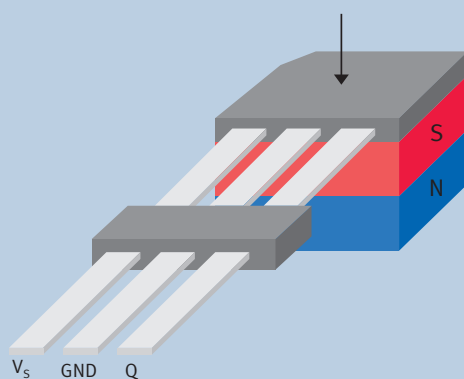
TLE4924CB

Highly accurate differential hall sensor with integrated back bias magnet and visible adaptive hysteresis for powertrain applications

Block Diagram



Back-bias Field Orientation



Product Table

Sales Name	Description	Order Code
TLE4924CB-2 E6547	TLE4924 with integrated NdFeB back bias magnet and capacitors (V_s to GND: 47nF and Q to GND: 4.7nF)	SP000913548

Published by
Infineon Technologies AG
85579 Neubiberg, Germany

© 2012 Infineon Technologies AG.
All Rights Reserved.

Visit us:
www.infineon.com

Order Number: B142-H9772-X-X-7600
Date: 12 / 2012

ATTENTION PLEASE!

The information given in this document shall in no event be regarded as a guarantee of conditions or characteristics ("Beschaffenheitsgarantie"). With respect to any examples or hints given herein, any typical values stated herein and/or any information regarding the application of the device, Infineon Technologies hereby disclaims any and all warranties and liabilities of any kind, including without limitation warranties of non-infringement of intellectual property rights of any third party.

INFORMATION

For further information on technology, delivery terms and conditions and prices please contact your nearest Infineon Technologies Office (www.infineon.com).

WARNINGS

Due to technical requirements components may contain dangerous substances. For information on the types in question please contact your nearest Infineon Technologies Office. Infineon Technologies Components may only be used in life-support devices or systems with the express written approval of Infineon Technologies, if a failure of such components can reasonably be expected to cause the failure of that life-support device or system, or to affect the safety or effectiveness of that device or system. Life support devices or systems are intended to be implanted in the human body, or to support and/or maintain and sustain and/or protect human life. If they fail, it is reasonable to assume that the health of the user or other persons may be endangered.