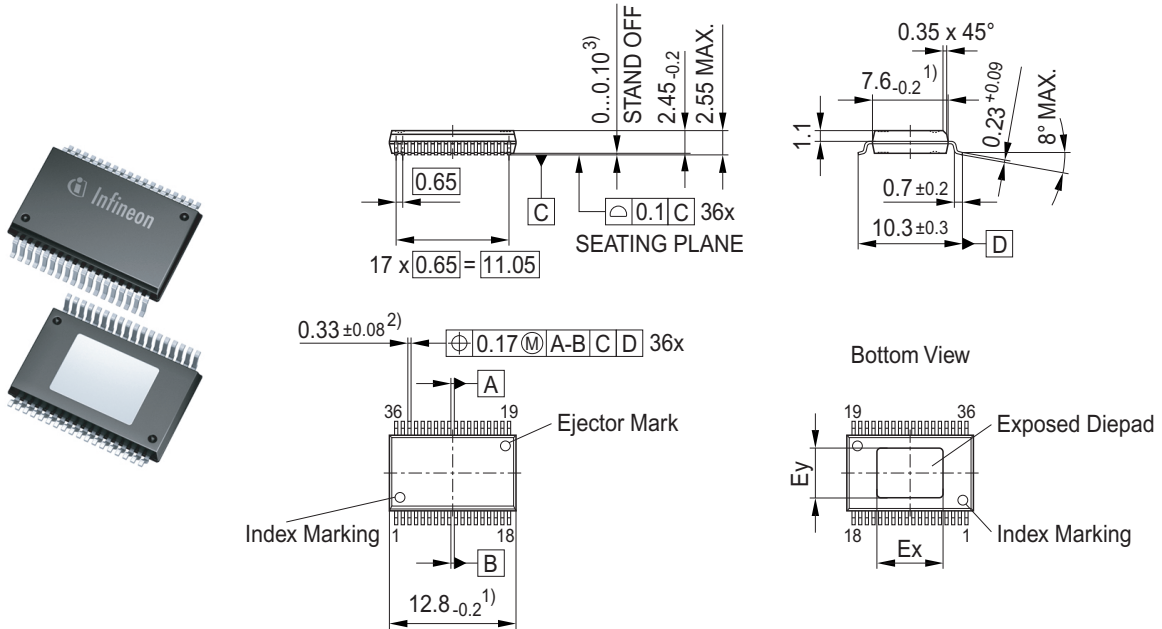


## Package Outline

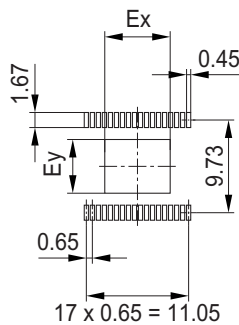


Exposed Diepad Dimensions <sup>4)</sup>			
Package	Leadframe	Ex	Ey
PG-DSO-36-28	C66065-A6940-C003	9.0	4.2
PG-DSO-36-25	C66065-A6940-C005	6.4	4.5
PG-DSO-36-36	C66065-A6940-C016	6.8	4.2

- 1) Does not include plastic or metal protrusion of 0.15 max. per side
- 2) Does not include dambar protrusion of 0.05 max. per side
- 3) Distance from leads bottom (= seating plane) to exposed diepad
- 4) Excluding the mold flash allowance of 0.3 max per side

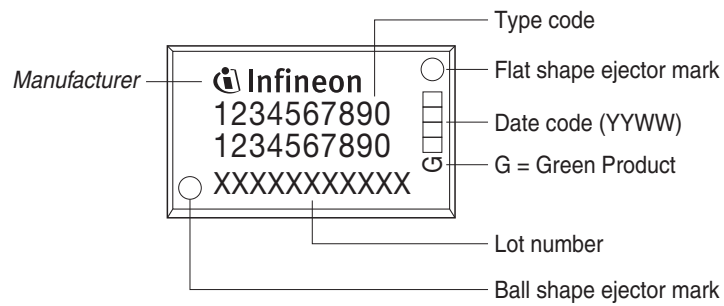
## Foot Print

Soldering Type: Reflow Soldering



Exposed Diepad Dimensions			
Package	Leadframe	Ex	Ey
PG-DSO-36-28	C66065-A6940-C003	9.0	4.2
PG-DSO-36-25	C66065-A6940-C005	6.4	4.5
PG-DSO-36-36	C66065-A6940-C016	6.8	4.2

## Marking Layout



## Tape and Reel (Dry)

Reel  $\varnothing$ 330 mm: 1.000 Pieces/Reel  
 Reels/Box: 1 x 1.000 = 1.000

