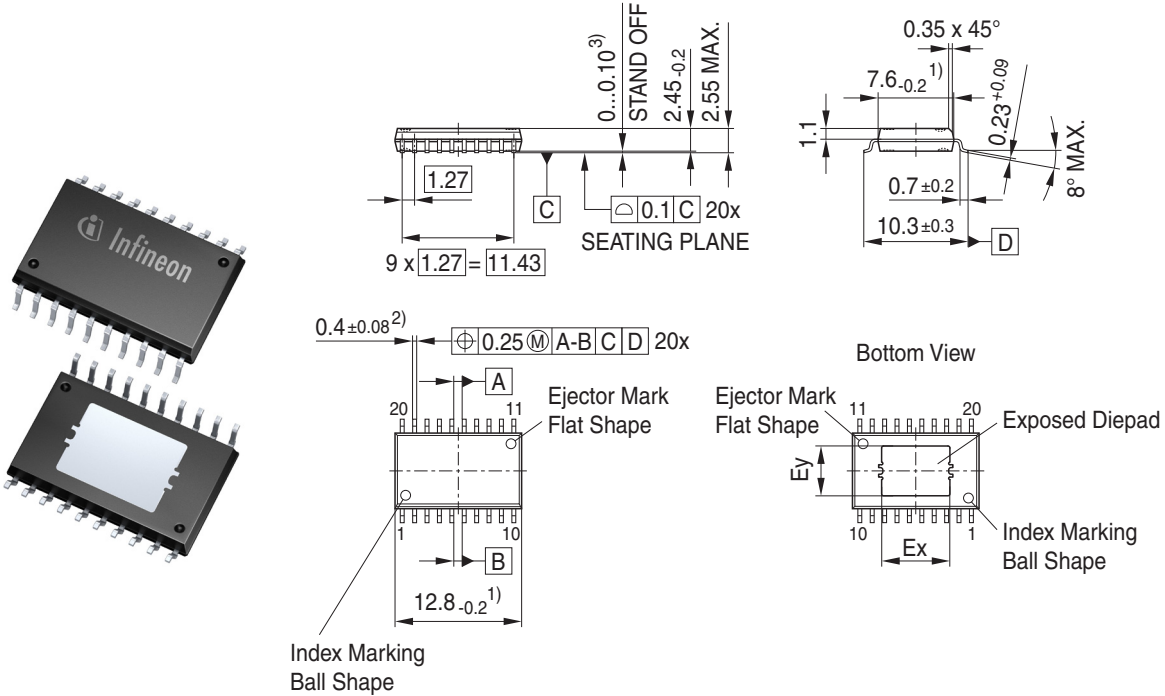


Package Outline



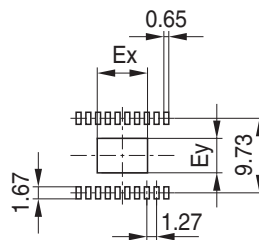
- 1) Does not include plastic or metal protrusion of 0.15 max. per side
- 2) Does not include dambar protrusion of 0.05 max. per side
- 3) Distance from leads bottom (= seating plane) to exposed diepad

Exposed Diepad Dimensions			
Package	Leadframe	Ex	Ey
PG-DSO-20-27, -67	C66065-A6680-C005	5.2	4.6
PG-DSO-20-30, -71	C66065-A6680-C009	7.0	4.8
PG-DSO-20-27	C66065-A6680-C016	5.2	4.6
PG-DSO-20-30, -71	C66065-A6680-C017	7.0	4.8

Excluding the mold flash allowance of 0.3 mm max. per side

Foot Print

Soldering Type: Reflow Soldering

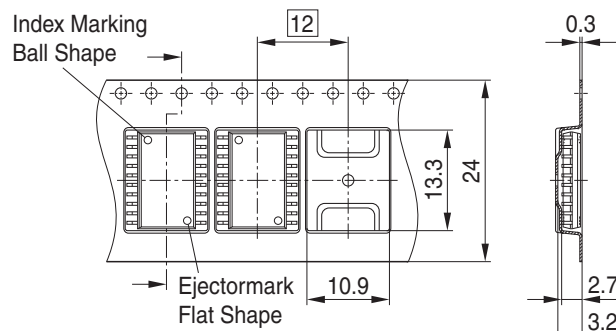


Marking Layout

on demand

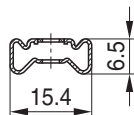
Tape and Reel

Reel \varnothing 330 mm: 1.000 Pieces/Reel
 Reels/Box: 1



Tube

Pieces/Tube: 39
 Length: 528₋₂
 Tubes/Box: 40



Only for PG-DSO-20-30