

Product brief

iMOTION™ MADK evaluation platform

Scalable system solution for 3-phase motor drives

Infineon Technologies' iMOTION™ Modular Application Design Kit (MADK) is a modular and scalable evaluation platform for testing different Infineon's products targeting 3-phase PMSM/BLDC motor drives. iMOTION™ MADK platform offers to users system flexibility and scalability at multiple levels:

- > Various controller options – iMOTION™ motor controller ICs or XMC1302 ARM® Cortex®-M0 MCU
- > Inverter boards with maximum power ranging between 20 W and 2 kW
- > Inverters with or without active PFC control
- > Boost or totem pole PFC options
- > Power stage maximum voltages ranging between 40 V and 1200 V
- > Discrete or IPM-based power stages

The iMOTION™ MADK modular approach with a standardized interfaces between different controller and power boards allows users to mix and match different control and power stage options for a maximum flexibility and scalability during evaluation and development phase at affordable cost. This flexibility and scalability on the hardware level is complemented by the state-of-the-art motor control algorithms delivered for both control board options:



- > iMOTION™ ICs on control boards are pre-programmed with ready-to-use sensorless FOC motor control firmware which can be parametrized and tuned by using iMOTION™ PC tools
- > XMC1302 control board is delivered with matching FOC motor control library, supported by µC Probe-based GUI

Infineon will keep expanding the iMOTION™ MADK platform with new control and power board options for inverterized BLDC motor control, to enable users to test latest Infineon products in their familiar evaluation environment.

Visit www.infineon.com/madk for the full list of available iMOTION™ MADK boards.

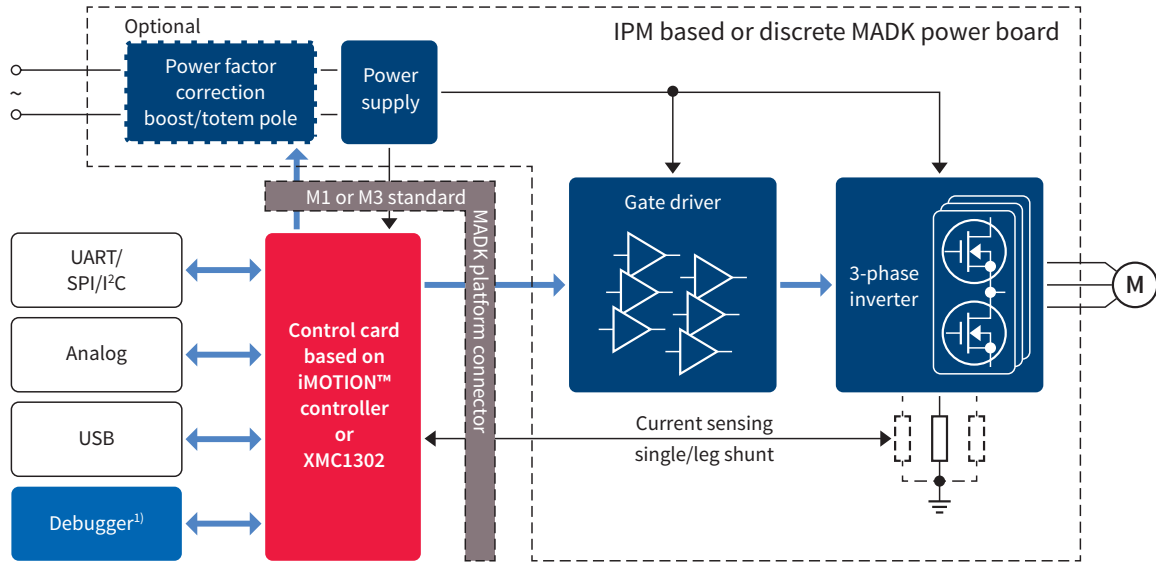
Key features

- > Several control boards with iMOTION™ controllers using field-proven Motion Control Engine (MCE) to fit different use cases:
 - With or without additional MCU core for system control
 - With or without active PFC control
- > XMC1302 MCU control board supported by:
 - µC Probe-based GUI for motor parametrization and tuning
 - FOC motor control library
 - Free-of-charge DAVE™ IDE and other 3rd party ARM® IDEs
- > Growing number of inverter boards offering flexibility and scalability in many ways:
 - Different CIPOS™ IPMs with various packages, switching elements (IGBT or FET), and power ratings
 - Power stages based on discrete components (IGBT/FETs + gate drivers)
 - Power stages without PFC, with boost PFC and with totem pole PFC options



iMOTION™ MADK evaluation platform

Overview



1) External MCETOOLV2 debugger (sold separately) is required for some older iMOTION control boards

Ordering information

Control boards

Product	Controller	PFC
EVAL-M1-099M-C	IRMCK099M	-
EVAL-M1-1302	XMC1302-T038X0200	-
EVAL-M1-183M	IRMCF183M	-
EVAL-M3-188	IRMCF188	boost
EVAL-M1-101T	IMC101T-T038	-
EVAL-M3-102T	IMC102T-F064	boost, totem pole

Inverter boards

Product	Power stage	PFC	V _{max} [V]	P _{max} [W]
EVAL-M1-05-65D	IRSM505-065DA2	-	500	90
EVAL-M1-05-84D	IRSM505-084DA2	-	250	90
EVAL-M1-36-45A	IRSM836-045MA	-	500	80
EVAL-M1-36-84A	IRSM836-084MA	-	250	80
EVAL-M1-05F310	IRSM005-301MH	-	100	160
EVAL-M1-05F804	IRSM005-800MH	-	40	160
EVAL-M1-CM610N3	IKCM10H60GA	-	100	750
EVAL-M3-CM615PN	IFCM15S60GD	boost	600	750
EVAL-M3-CM615TN	IKCM15H60GA IKP20N65H5 2ED2304S06F	totem pole	600	1500
EVAL-M3-TS6-665PN	IKD06N65ET6 IKB20N65H5 IRS2890DS IRS44273L	boost	600	150

Kits

Product	Controller board	Inverter board
EVAL-M1-1302_05-65D	EVAL-M1-1302	EVAL-M1-05-65D
EVAL-M1-1302_05-84D	EVAL-M1-1302	EVAL-M1-05-84D
EVAL-M1-1302_36-45A	EVAL-M1-1302	EVAL-M1-36-45A
EVAL-M1-1302_36-84A	EVAL-M1-1302	EVAL-M1-36-84A

Published by
Infineon Technologies AG
81726 Munich, Germany

© 2018 Infineon Technologies AG.
All Rights Reserved.

Please note!

THIS DOCUMENT IS FOR INFORMATION PURPOSES ONLY AND ANY INFORMATION GIVEN HEREIN SHALL IN NO EVENT BE REGARDED AS A WARRANTY, GUARANTEE OR DESCRIPTION OF ANY FUNCTIONALITY, CONDITIONS AND/OR QUALITY OF OUR PRODUCTS OR ANY SUITABILITY FOR A PARTICULAR PURPOSE. WITH REGARD TO THE TECHNICAL SPECIFICATIONS OF OUR PRODUCTS, WE KINDLY ASK YOU TO REFER TO THE RELEVANT PRODUCT DATA SHEETS PROVIDED BY US. OUR CUSTOMERS AND THEIR TECHNICAL DEPARTMENTS ARE REQUIRED TO EVALUATE THE SUITABILITY OF OUR PRODUCTS FOR THE INTENDED APPLICATION.

WE RESERVE THE RIGHT TO CHANGE THIS DOCUMENT AND/OR THE INFORMATION GIVEN HEREIN AT ANY TIME.

Additional information

For further information on technologies, our products, the application of our products, delivery terms and conditions and/or prices, please contact your nearest Infineon Technologies office (www.infineon.com).

Warnings

Due to technical requirements, our products may contain dangerous substances. For information on the types in question, please contact your nearest Infineon Technologies office.

Except as otherwise explicitly approved by us in a written document signed by authorized representatives of Infineon Technologies, our products may not be used in any life-endangering applications, including but not limited to medical, nuclear, military, life-critical or any other applications where a failure of the product or any consequences of the use thereof can result in personal injury.