

## Product brief

# TRENCHSTOP™ advanced isolation

Fully isolated TO-247 package with industry leading IGBTs

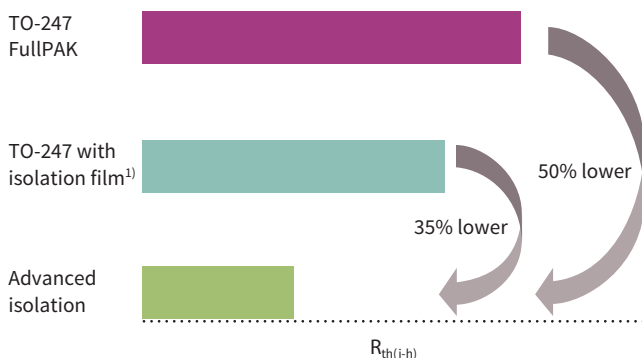
Power semiconductors are often mounted on a shared heatsink for cooling, but then require electrical isolation. Today's options, like fully insulated packages (FullPAKs) or standard TO packages used with isolation material, are expensive, difficult to handle and inadequate for the heat dissipation needs of the latest high power density IGBTs.

TRENCHSTOP™ advanced isolation solution breaks the limits reached by traditional packaging and isolation techniques. This new isolated package enables the highest power density, the best performance and the lowest cooling effort thanks to an effective and reliable thermal path from the IGBT die to the heatsink.

In addition to providing 100 percent electrical isolation, TRENCHSTOP™ advanced isolation also eliminates the need for thermal grease or thermal interface sheets. The new package delivers at least 35 percent lower thermal resistivity, helping designers to increase power density, as well as lower system complexity and assembling costs.

This new package solution allows industrial and home appliance designs to fully utilize the high performance of TRENCHSTOP™ IGBTs with no compromises for isolation and cooling.

### Thermal resistivity of package & isolation types



1) Isolation material: standard polyimide based reinforced carrier insulator film with 152 µm thickness, 1.3 W/mK thermal conductivity

### Key features

- > 2500 V<sub>RMS</sub> electrical isolation, 50/60 Hz, t = 1 min
- > 100 percent tested isolated mounting surface
- > Lowest R<sub>th(j-h)</sub>
- > Low coupling capacitance, 38 pF
- > No need for isolation film or thermal interface material

### Key benefits

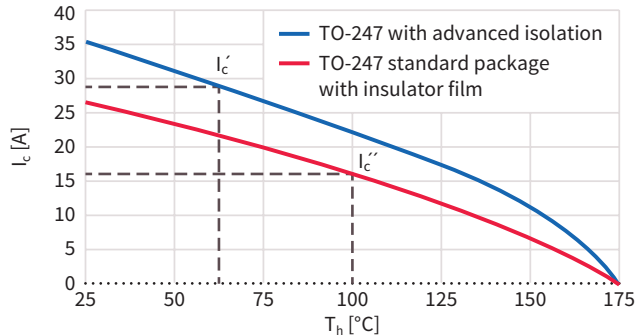
- > Up to 35 percent reduction in assembly time reduces manufacturing costs
- > Increased power density
- > Improved reliability from higher yield and no isolation film misalignment
- > Less EMI filter design effort
- > Decreased heatsink size



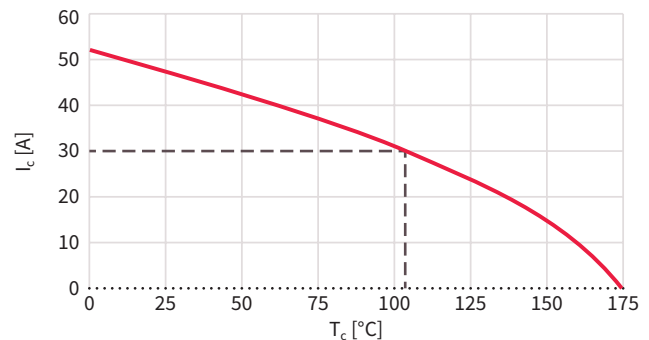
# Improved power density with full isolation

The equivalent current represents the nominal current of the device needed in a non-isolated TO-247 package assembled on an isolation film to achieve the same performance as in the Advanced Isolation package. The thermal parameters and thickness of the isolation film are described below.

Collector current of IKFW40N60DH3E as a function of heatsink temperature ( $V_{GE} \geq 15\text{ V}$ ,  $T_j \leq 175^\circ\text{C}$ , insulator film:  $152\ \mu\text{m}$ ,  $0.9\text{ W/mK}$ )



Collector current of a 30 A HighSpeed 3 IGBT as a function of case temperature ( $V_{GE} \geq 15\text{ V}$ ,  $T_j \leq 175^\circ\text{C}$ )



The equivalent current rating of the IKFW40N60DH3E in comparison to HighSpeed 3 IGBT in a standard TO-247 at  $T_h = 65^\circ\text{C}$  using reference insulation material ( $152\ \mu\text{m}$ ,  $0.9\text{ W/mK}$ , standard polyimide based reinforced carrier insulator film) can be calculated using the two curves above and the following formula:

$$I_c = \left(1 + \frac{I_c' - I_c''}{I_c''}\right) \times I_c \text{ nominal chip current at } 100^\circ\text{C} = \left(1 + \frac{28.9 - 15.6}{28.9}\right) \times 30\text{ A} = 44\text{ A @ } T_h = 65^\circ\text{C}$$

## TRENCHSTOP™ Advanced Isolation offers a broad portfolio for specific application needs

Technology	Version and package	Part number	Equivalent current rating @ 65°C [A]	$R_{th(j-h)}$ [K/W]	$V_{CEsat}$ [V] @ $T_{vj} = 25^\circ\text{C}$
TRENCHSTOP™ HighSpeed 3	Price/performance advanced isolation TO-247 <sup>1)</sup>	IKFW40N60DH3E	44	1.35	2.30
		IKFW50N60DH3E	60	1.15	2.20
		IKFW60N60DH3E	74	1.06	2.20
	Best-in-class advanced isolation TO-247 <sup>2)</sup>	IKFW50N60DH3	60	1.03	1.85
		IKFW60N60EH3	63	0.91	1.85
		IKFW90N60EH3	95	0.84	1.85
TRENCHSTOP™	Best-in-class advanced isolation TO-247	IKFW50N60ET	64	0.91	1.50
		IKFW75N60ET	95	0.84	1.50
Technology	Version and package	Part number	Equivalent current rating @ 65°C [A]	$R_{th(j-h)}$ [K/W]	$V_f$ [V]
Rapid 1 Diode	Price/performance advanced isolation TO-247	IDFW40E65D1E	35	1.92	1.70
		IDFW60C65D1	2x 30	1.37	1.45

- 1) Optimized to replace FullPAK packages or systems including TO-247 with medium performance insulator, standard polyimide based reinforced carrier insulator with  $152\ \mu\text{m}$  thickness,  $0.9\text{ W/mK}$  thermal conductivity.
- 2) Optimized to replace systems using TO-247 with high performance insulator, standard polyimide based reinforced carrier insulator with  $152\ \mu\text{m}$  thickness,  $1.3\text{ W/mK}$  thermal conductivity.

Published by  
Infineon Technologies AG  
81726 Munich, Germany

© 2018 Infineon Technologies AG.  
All Rights Reserved.

### Please note!

THIS DOCUMENT IS FOR INFORMATION PURPOSES ONLY AND ANY INFORMATION GIVEN HEREIN SHALL IN NO EVENT BE REGARDED AS A WARRANTY, GUARANTEE OR DESCRIPTION OF ANY FUNCTIONALITY, CONDITIONS AND/OR QUALITY OF OUR PRODUCTS OR ANY SUITABILITY FOR A PARTICULAR PURPOSE. WITH REGARD TO THE TECHNICAL SPECIFICATIONS OF OUR PRODUCTS, WE KINDLY ASK YOU TO REFER TO THE RELEVANT PRODUCT DATA SHEETS PROVIDED BY US. OUR CUSTOMERS AND THEIR TECHNICAL DEPARTMENTS ARE REQUIRED TO EVALUATE THE SUITABILITY OF OUR PRODUCTS FOR THE INTENDED APPLICATION.

WE RESERVE THE RIGHT TO CHANGE THIS DOCUMENT AND/OR THE INFORMATION GIVEN HEREIN AT ANY TIME.

### Additional information

For further information on technologies, our products, the application of our products, delivery terms and conditions and/or prices, please contact your nearest Infineon Technologies office ([www.infineon.com](http://www.infineon.com)).

### Warnings

Due to technical requirements, our products may contain dangerous substances. For information on the types in question, please contact your nearest Infineon Technologies office.

Except as otherwise explicitly approved by us in a written document signed by authorized representatives of Infineon Technologies, our products may not be used in any life-endangering applications, including but not limited to medical, nuclear, military, life-critical or any other applications where a failure of the product or any consequences of the use thereof can result in personal injury.