



Power stage 5x6

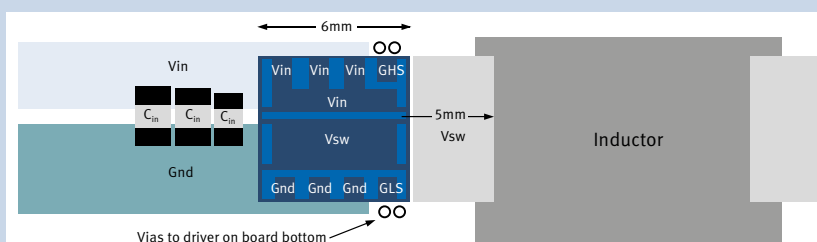
Asymmetric halfbridge handles 30A in a 30mm² footprint

Dual FET power stages in a single leadless SMD package integrate the low side and high side MOSFET of a synchronous DC/DC converter into a 5x6mm² package outline. Customers can shrink their design up to 85% by replacing two separate discrete packages such as SO-8 or Super SO8 with this new package. Both the small package outline and the interconnection of the two MOSFETs within the package minimize the loop inductance which boosts efficiency. With the new OptiMOS™ technology the power stage 5x6 achieves a peak efficiency of 93.5% and can handle an application current higher than 30A.

Standardizing power packages benefits the customer as the number of different package outlines available in the market place is minimized.

Easy and compact layout

- Improved power loop (connection to C_{in})
- Different die-pad size for low-side and high-side (larger die-pad for low-side due to higher power dissipation)
- Large area for gnd connection



Features

- Asymmetric halfbridge in a small package outline 5.0x6.0mm
- Best in class on-state resistance
- Low profile (1mm)
- Internally connected low-side and high-side (lowest loop inductance)
- Optimized thermal design with a larger exposed die-pad for the low-side MOSFET
- Optimized pin-out
- Multiple sources available
- RoHS compliant and halogen free

Benefits

- Compact and simplified layout for a DC/DC converter
- Optimized layout with lowest loop inductivity
- Highest efficiency
- Environmentally friendly

Applications

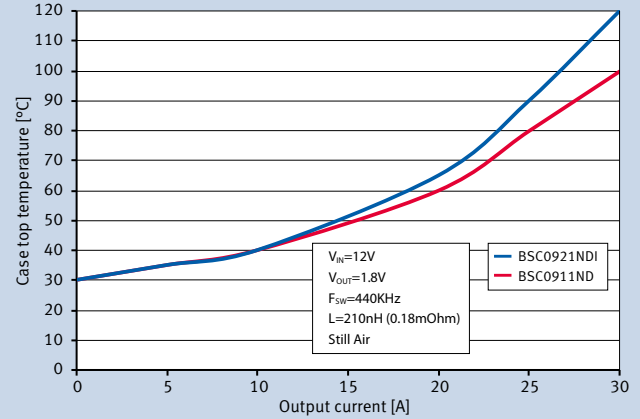
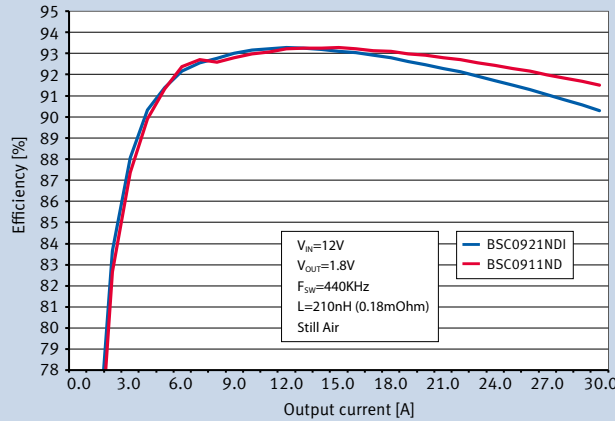
- Notebook core, peripheral
- Motherboard core, peripheral
- Server
- Telecom



Power stage 5x6

Asymmetric halfbridge handles 30A in a 30mm² footprint

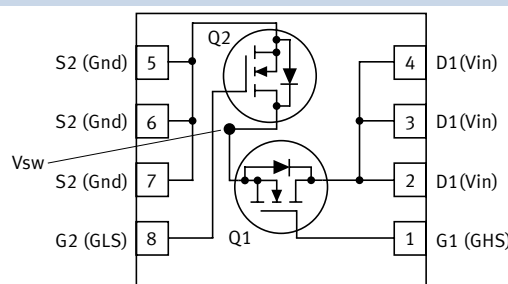
The power stage 5x6 can handle in a very compact footprint up to 54W with a top side temperature lower than 100°C and peak efficiency of 93,5%.



Product portfolio power stage 5x6

Part Number	Schottky Body Diode ¹	BV _{DSS} (V)	R _{DS(on)} @V _{gs} =4,5 max		Q _{g tot} @V _{gs} =4,5 typ		Sample Status
			High Side	Low Side	High Side	Low Side	
BSC0910NDI ²	Y	25	5.9 mOhm	1.6 mOhm	7.7 nC	25.0 nC	ES / Q2 2012
BSC0911ND	N	25	4.8 mOhm	1.7 mOhm	7.7 nC	25.0 nC	available
BSC0921NDI	Y	30	7.0 mOhm	2.1 mOhm	5.8 nC	21.0 nC	
BSC0923NDI	Y	30	7.0 mOhm	3.7 mOhm	5.2 nC	12.2 nC	
BSC0924NDI	Y	30	7.0 mOhm	5.2 mOhm	5.2 nC	8.6 nC	
BSC0925ND	N	30	6.4 mOhm	6.4 mOhm	5.2 nC	6.7 nC	

¹ Monolithic integrated Schottky-like diode
² release in Q2/2012



Published by
 Infineon Technologies Austria AG
 9500 Villach, Austria

© 2011 Infineon Technologies AG.
 All Rights Reserved.

Visit us:
www.infineon.com

Order Number: B152-H9655-G1-X-7600-DB2011-0022
 Date: 11 / 2012

ATTENTION PLEASE!

The information given in this document shall in no event be regarded as a guarantee of conditions or characteristics ("Beschaffenheitsgarantie"). With respect to any examples or hints given herein, any typical values stated herein and/or any information regarding the application of the device, Infineon Technologies hereby disclaims any and all warranties and liabilities of any kind, including without limitation warranties of non-infringement of intellectual property rights of any third party.

INFORMATION

For further information on technology, delivery terms and conditions and prices please contact your nearest Infineon Technologies Office (www.infineon.com).

WARNINGS

Due to technical requirements components may contain dangerous substances. For information on the types in question please contact your nearest Infineon Technologies Office. Infineon Technologies Components may only be used in life-support devices or systems with the express written approval of Infineon Technologies, if a failure of such components can reasonably be expected to cause the failure of that life-support device or system, or to affect the safety or effectiveness of that device or system. Life support devices or systems are intended to be implanted in the human body, or to support and/or maintain and sustain and/or protect human life. If they fail, it is reasonable to assume that the health of the user or other persons may be endangered.