

# Infineon Component Library Installation Guide Keysight ADS®

Installation Guide

## About this document

Infineon Technologies AG provides its component libraries as Design Kits for the ADS® simulation environment. This manual describes how to operate library installation in the workspace of the ADS® simulation environment.

## Table of Contents

About this document .....	1
1 Introduction .....	2
2 Download Infineon Library.....	2
3 Update Infineon Component Library .....	3
4 Installing Infineon Library .....	4
5 Using Infineon Library .....	5
6 Q&A .....	6
Revision History .....	6



# 1 Introduction

Infineon provides local component libraries for Keysight Advanced Design System (ADS®). This local version consists of several component libraries sorted according to Infineon's product groups. Users can download and install this version on their PC for offline use.

Please note that library updates have to be performed manually by the user (we recommend signing up for Infineon's model newsletter).

Please make sure you get the right libraries that fit your ADS® Version. Some of our libraries are only for ADS 2012/2014.

# 2 Download Infineon Library

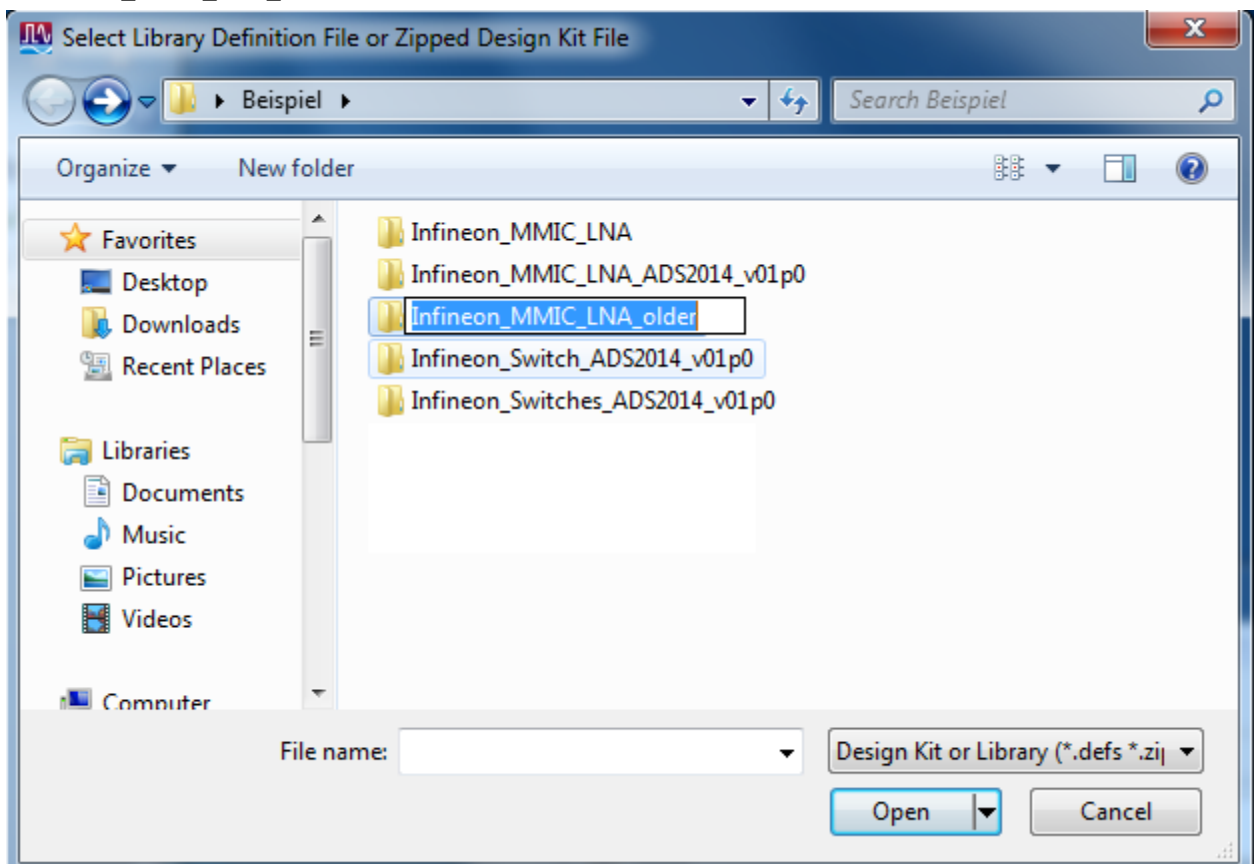
- 1) Find the zipped Infineon Design Kit from Infineon [download webpage for RF and TVS Model Libraries](#).
- 2) Click the wanted Design Kit(s) and download it(them) to your local target folder.

### 3 Update Infineon Component Library

Please note that the Infineon Component Library has the same folder names, independent on the library version. Therefore your current Infineon libraries may be overwritten when installing a newer one.

If you want to keep the current version of them, please follow the following steps:

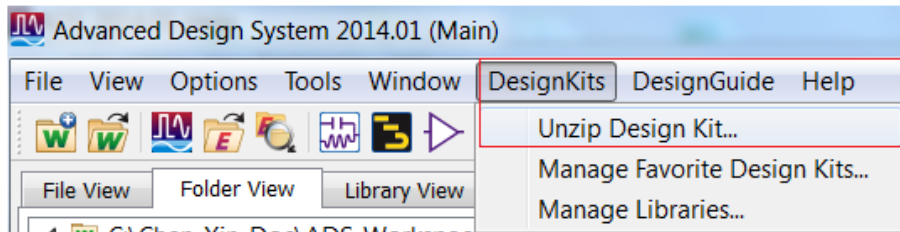
- 1) Open an ADS® workspace window.
- 2) In **DesignKits>Manage Libraries...>Add Design Kit from Favorites...>Add User Favorite Library/PDK...** rename your older library folder, for example change “Infineon\_MMIC\_LNA” to “Infineon\_MMIC\_LNA\_older”



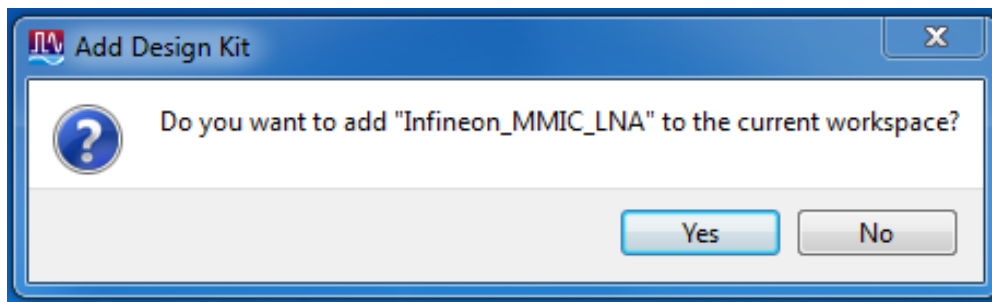
- 3) Go in to the renamed folder and select its **lib.defs** and click **Open**. Then you have renamed your current Infineon library in ADS®.
- 4) Then you can proceed to install the new version as described in following Chapter.

## 4 Installing Infineon Library

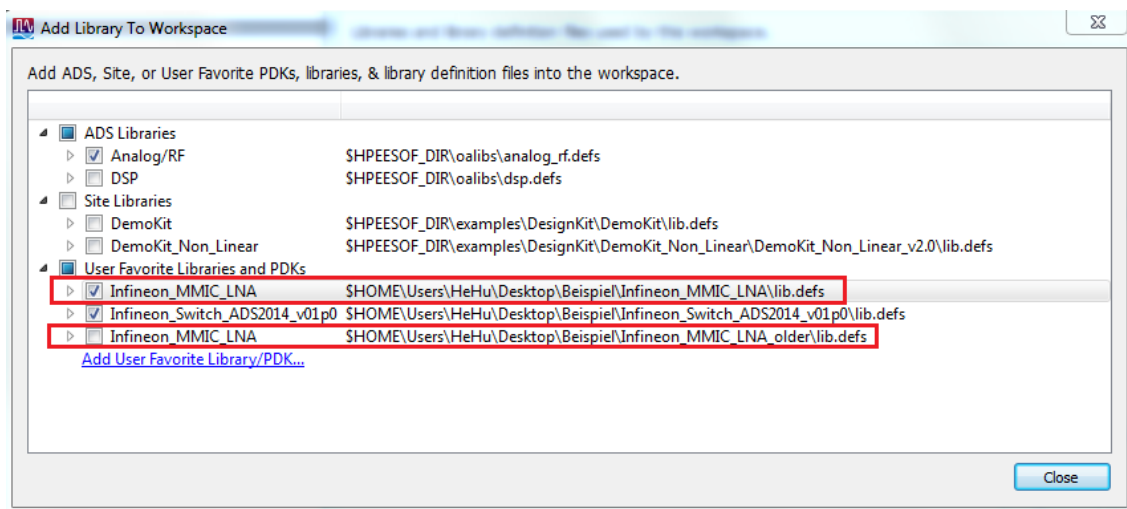
- 1) Before installing the latest Design Kit version please make sure that the previous version of it in **DesignKits>Manage Libraries...** is removed or renamed (see Chapter 3).
- 2) In your main window, click **DesignKits >Unzip Design Kit...** . Move to the download folder and select the zipped Design Kit file that you download from Infineon webpage.



- 3) Select a directory, which you would like to place your unzip file (usually it is the directory where your all ADS® Design Kits are saved), then click Yes to add the Design Kit to your current workspace.

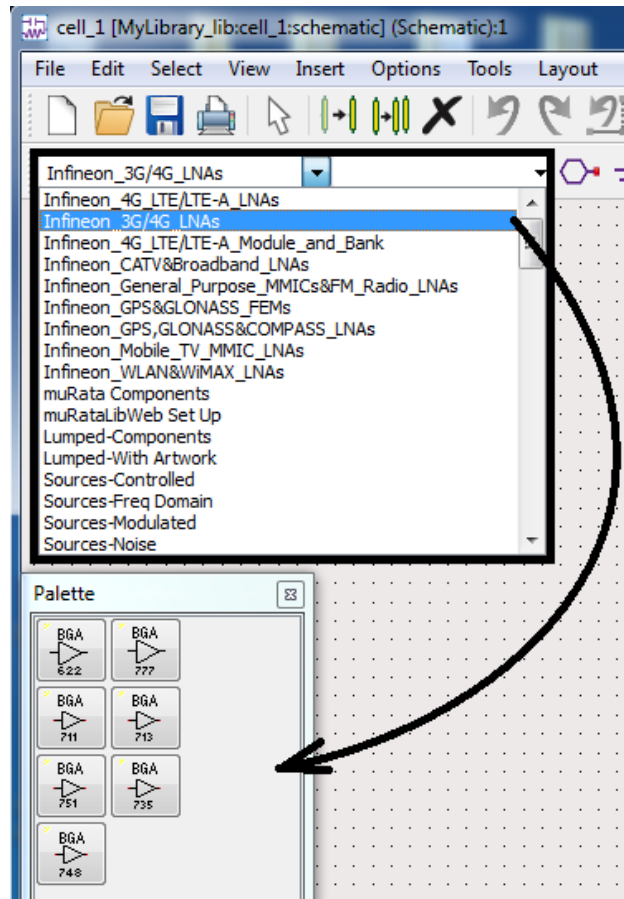


- 4) If you have two versions of the same Infineon library installed in your ADS®, please make sure only one version is checked in **DesignKits>Manage Libraries...>Add Design Kit from Favorites...** .So that no component in all activated libraries has same name in the ADS®.



## 5 Using Infineon Library

- 1) Please re-start ADS® and then you can start to use the component models for your simulations.
- 2) You can see the component libraries, sorted by applications, have been successfully added into the palette menu in the schematic window. Select the component, which you need to simulate, from the Palette and drag it to the schematic for simulations.





## 6 Q&A

- 1) On Infineon Download Webpage for Component Libraries only the latest Version is provided. Please contact the Infineon Customer Support to get older versions.
- 2) Please find more details about the ADS® Design Kit in ADS® Help: [Home>Applications>Design Kits>Using ADS Design Kits](#) -> about [“Using the ADS Design Kit Tools”](#)

## Revision History

Major changes since the last revision

Page or Reference	Description of change

#### Trademarks of Infineon Technologies AG

AURIX™, C166™, CanPAK™, CIPOS™, CIPURSE™, CoolGaN™, CoolMOS™, CoolSET™, CoolSiC™, CORECONTROL™, CROSSAVE™, DAVE™, DI-POL™, DrBLADE™, EasyPIM™, EconoBRIDGE™, EconoDUAL™, EconoPACK™, EconoPIM™, EiceDRIVER™, eupec™, FCOST™, HITFET™, HybridPACK™, ISOFACE™, IsoPACK™, i-Wafer™, MIPAQ™, ModSTACK™, my-d™, NovalithIC™, OmniTune™, OPTIGA™, OptiMOS™, ORIGA™, POWERCODE™, PRIMARION™, PrimePACK™, PrimeSTACK™, PROFET™, PRO-SIL™, RASIC™, REAL3™, ReverSave™, SatRIC™, SIEGET™, SIPMOS™, SmartLEWIS™, SOLID FLASH™, SPOC™, TEMPFET™, thinQ!™, TRENCHSTOP™, TriCore™.

#### Other Trademarks

Advance Design System™ (ADS) of Agilent Technologies, AMBA™, ARM™, MULTI-ICE™, KEIL™, PRIMECELL™, REALVIEW™, THUMB™, µVision™ of ARM Limited, UK. ANSI™ of American National Standards Institute. AUTOSAR™ of AUTOSAR development partnership. Bluetooth™ of Bluetooth SIG Inc. CAT-ig™ of DECT Forum. COLOSSUS™, FirstGPS™ of Trimble Navigation Ltd. EMV™ of EMVCo, LLC (Visa Holdings Inc.). EPCOS™ of Epcos AG. FLEXGO™ of Microsoft Corporation. HYPERTERMINAL™ of Hilgraeve Incorporated. MCS™ of Intel Corp. IEC™ of Commission Electrotechnique Internationale. IrDA™ of Infrared Data Association Corporation. ISO™ of INTERNATIONAL ORGANIZATION FOR STANDARDIZATION. MATLAB™ of MathWorks, Inc. MAXIM™ of Maxim Integrated Products, Inc. MICROTEC™, NUCLEUS™ of Mentor Graphics Corporation. MIPI™ of MIPI Alliance, Inc. MIPS™ of MIPS Technologies, Inc., USA. muRata™ of MURATA MANUFACTURING CO., MICROWAVE OFFICE™ (MWO) of Applied Wave Research Inc., OmniVision™ of OmniVision Technologies, Inc. Openwave™ of Openwave Systems Inc. RED HAT™ of Red Hat, Inc. RFMD™ of RF Micro Devices, Inc. SIRIUS™ of Sirius Satellite Radio Inc. SOLARIS™ of Sun Microsystems, Inc. SPANSION™ of Spansion LLC Ltd. Symbian™ of Symbian Software Limited. TAIYO YUDEN™ of Taiyo Yuden Co. TEAKLITE™ of CEVA, Inc. TEKTRONIX™ of Tektronix Inc. TOKO™ of TOKO KABUSHIKI KAISHA TA. UNIX™ of X/Open Company Limited. VERILOG™, PALLADIUM™ of Cadence Design Systems, Inc. VLYNQ™ of Texas Instruments Incorporated. VXWORKS™, WIND RIVER™ of WIND RIVER SYSTEMS, INC. ZETEX™ of Diodes Zetex Limited.

Last Trademarks Update 2014-07-17

[www.infineon.com](http://www.infineon.com)

**Edition 2015-09-28**

**Published by**

**Infineon Technologies AG**

**81726 Munich, Germany**

**© 2015 Infineon Technologies AG.**

**All Rights Reserved.**

**Do you have a question about any aspect of this document?**

**Email: [erratum@infineon.com](mailto:erratum@infineon.com)**

**Document reference**

#### Legal Disclaimer

THE INFORMATION GIVEN IN THIS APPLICATION NOTE (INCLUDING BUT NOT LIMITED TO CONTENTS OF REFERENCED WEBSITES) IS GIVEN AS A HINT FOR THE IMPLEMENTATION OF THE INFINEON TECHNOLOGIES COMPONENT ONLY AND SHALL NOT BE REGARDED AS ANY DESCRIPTION OR WARRANTY OF A CERTAIN FUNCTIONALITY, CONDITION OR QUALITY OF THE INFINEON TECHNOLOGIES COMPONENT. THE RECIPIENT OF THIS APPLICATION NOTE MUST VERIFY ANY FUNCTION DESCRIBED HEREIN IN THE REAL APPLICATION. INFINEON TECHNOLOGIES HEREBY DISCLAIMS ANY AND ALL WARRANTIES AND LIABILITIES OF ANY KIND (INCLUDING WITHOUT LIMITATION WARRANTIES OF NON-INFRINGEMENT OF INTELLECTUAL PROPERTY RIGHTS OF ANY THIRD PARTY) WITH RESPECT TO ANY AND ALL INFORMATION GIVEN IN THIS APPLICATION NOTE.

#### Information

For further information on technology, delivery terms and conditions and prices, please contact the nearest Infineon Technologies Office ([www.infineon.com](http://www.infineon.com)).

#### Warnings

Due to technical requirements, components may contain dangerous substances. For information on the types in question, please contact the nearest Infineon Technologies Office. Infineon Technologies components may be used in life-support devices or systems only with the express written approval of Infineon Technologies, if a failure of such components can reasonably be expected to cause the failure of that life-support device or system or to affect the safety or effectiveness of that device or system. Life support devices or systems are intended to be implanted in the human body or to support and/or maintain and sustain and/or protect human life. If they fail, it is reasonable to assume that the health of the user or other persons may be endangered.