

IPOSIM Lifetime Calculation Report

Report No: 51d2d008-b820-4628-b72d-79753e9fd13a

2021-11-19

User	Customer
	Infineon Technologies AG

Summary

Lifetime calculation for:	FF1200R17IP5
Topology:	DC/AC Three Phase - 2 Level
Load cycle duration:	1:47:28 [h:min:s]
Analysis mode:	Single cycle simulation
Cooling:	User defined heatsink
Max. junction temperature:	168.7°C (Diode)
Estimated lifetime:	3265 possible cycles
Lifetime limitation :	Diode - Power cycling

User comments

test_6k5Points

Calculation status message

Calculation finished normally

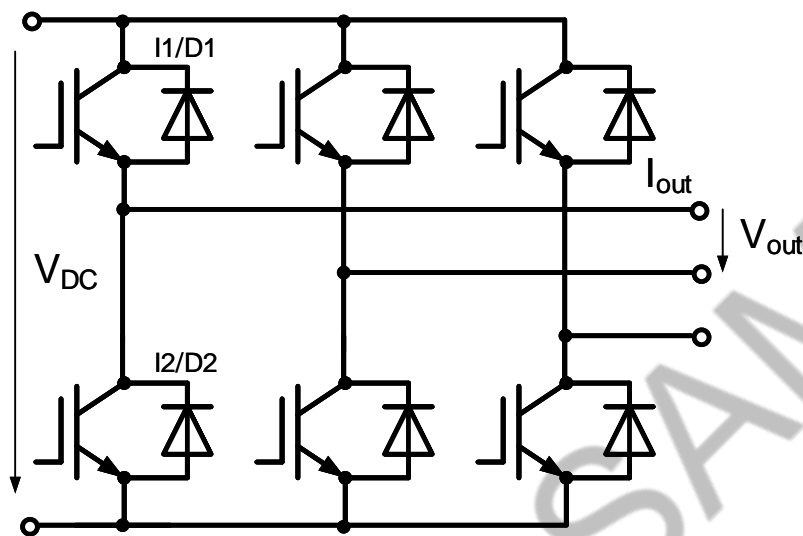
Contents

1	Simulation Conditions	2
1.1	Simulation Parameters	2
1.2	Application Parameters	2
1.3	Cooling Conditions	2
1.4	Selected Device	3
1.5	Load Cycle Profile	4
2	Simulation Results	5
3	Lifetime Calculation	7
3.1	Power Cycling of IGBT and Diode	7
3.2	Summary of Lifetime Calculation	8

1 Simulation Conditions

1.1 Simulation Parameters

Selected topology: DC/AC Three Phase - 2 Level



Control algorithm: Sine-Triangle PWM
Load type: Lagging (inductive)

1.2 Application Parameters

$R_{g,on}$: 0.6 ■
 $R_{g,off}$: 1.0 ■

1.3 Cooling Conditions

Ambient temperature: 40°C
Heatsink thermal model:

i	1	2	3	4	5
$R_{th,hs,i}$ [K/W]	0.0824	0	0	0	0
$\tau_{th,hs,i}$ [s]	70	1	1	1	1

1.4 Selected Device

FF1200R17IP5

Voltage class: 1 700 V
Current rating: 1 200 A
Package: PrimePACK2

IGBT Parameters

$V_{ce,sat}$: 2.14 V (at 1 200 A, 125 °C)
 E_{on} : 0.3995 J (at 1 200 A, 125 °C)
 E_{off} : 0.3984 J (at 1 200 A, 125 °C)
 $R_{th,JH}$: 0.024 K/W
 $T_{vj,max}$: 175 °C

Diode Parameters

V_f : 1.74 V (at 1 200 A, 125 °C)
 E_{rec} : 0.244 J (at 1 200 A, 125 °C)
 $R_{th,JH}$: 0.044 K/W
 $T_{vj,max}$: 175 °C

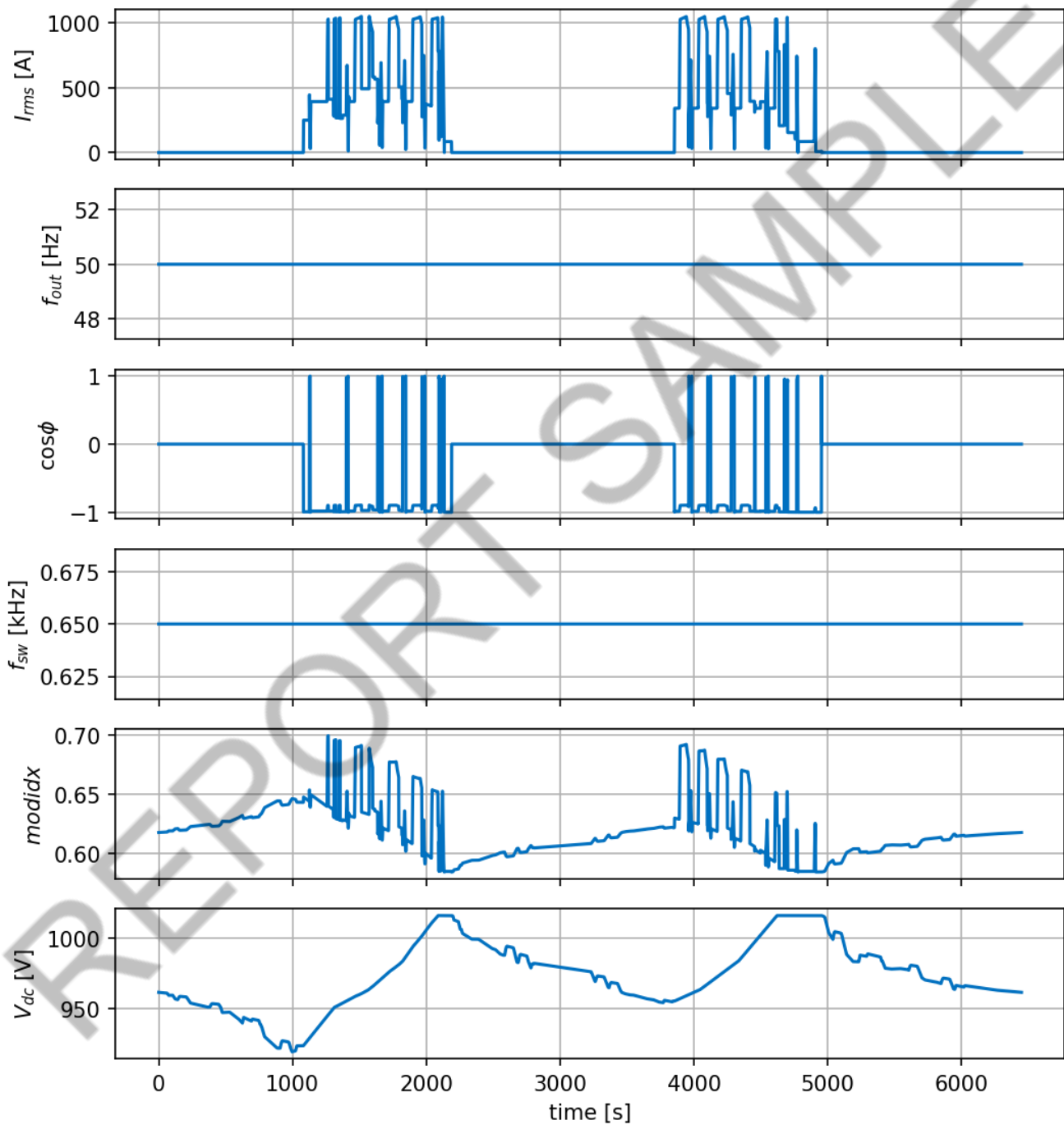
Product website: <https://www.infineon.com/>

Lifetime Calculation Report

1.5 Load Cycle Profile

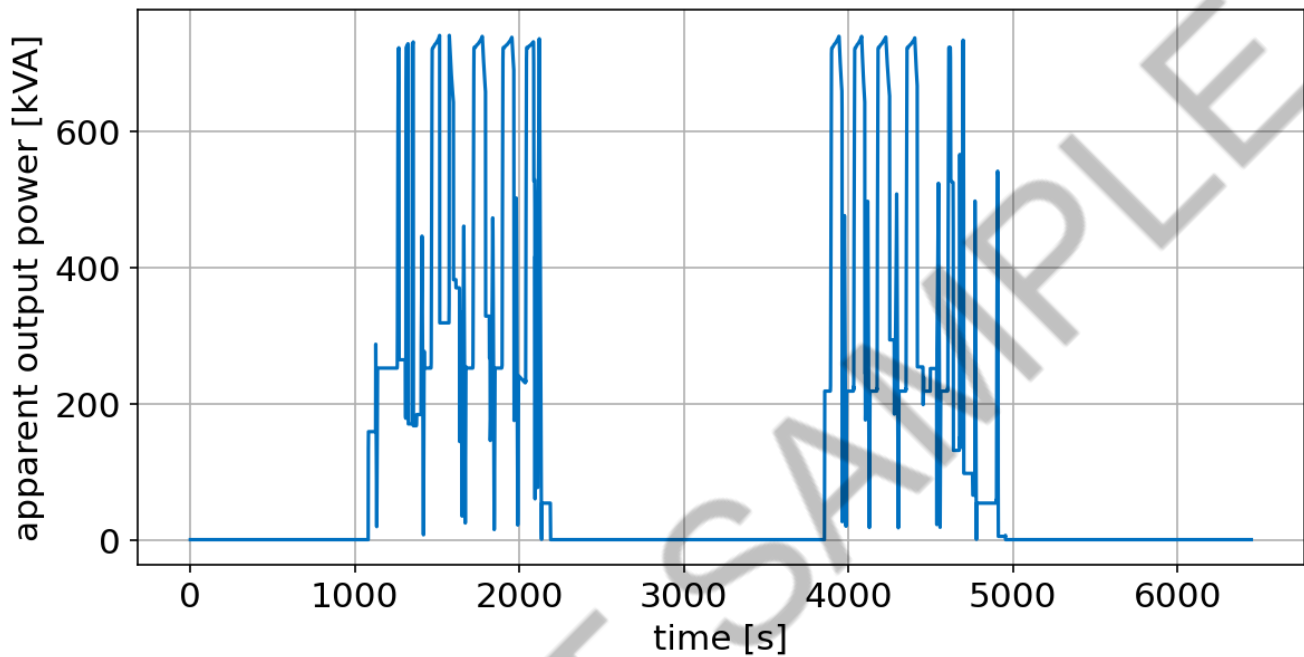
Load cycle duration: 1:47:28 [h:min:s]

Interpolation: Yes

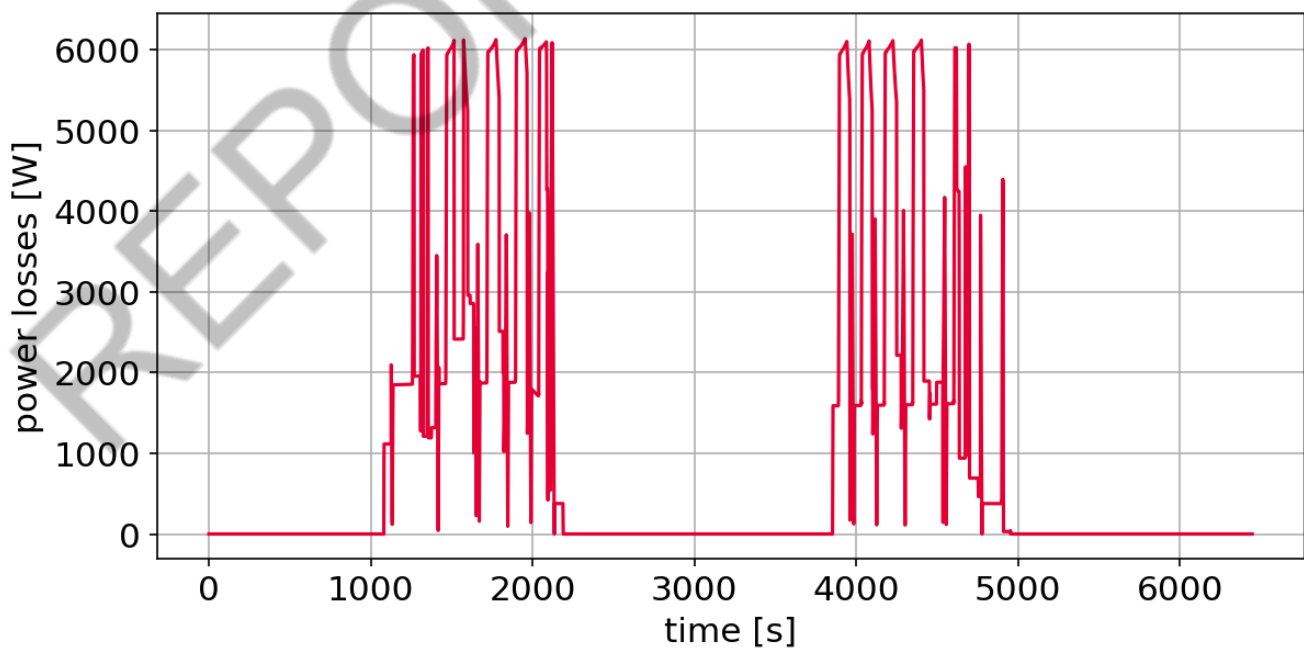


2 Simulation Results

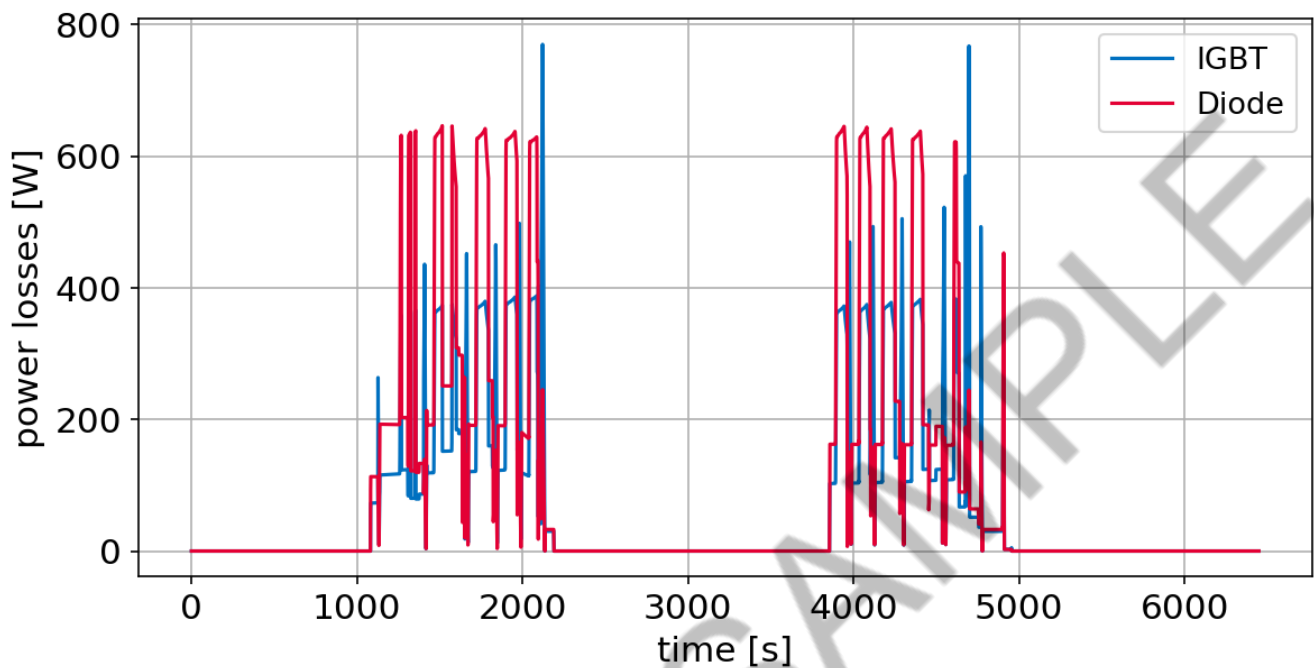
Converter Output Power



Converter Power Losses

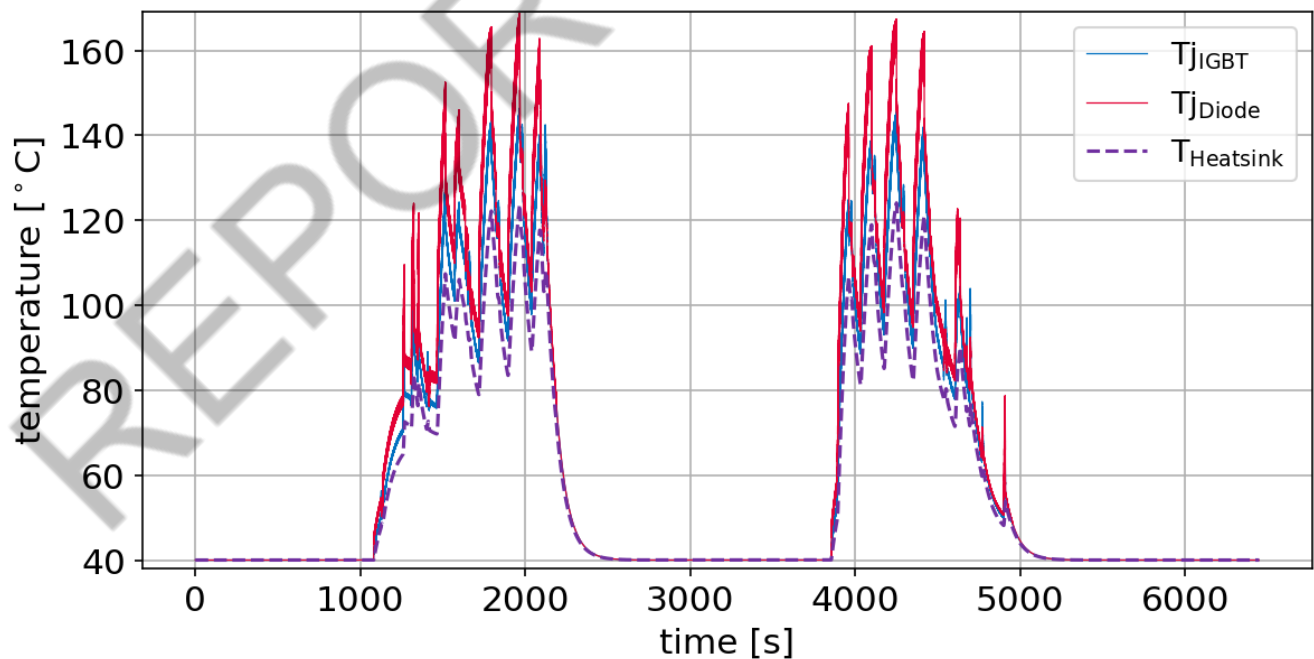


Device Power Losses



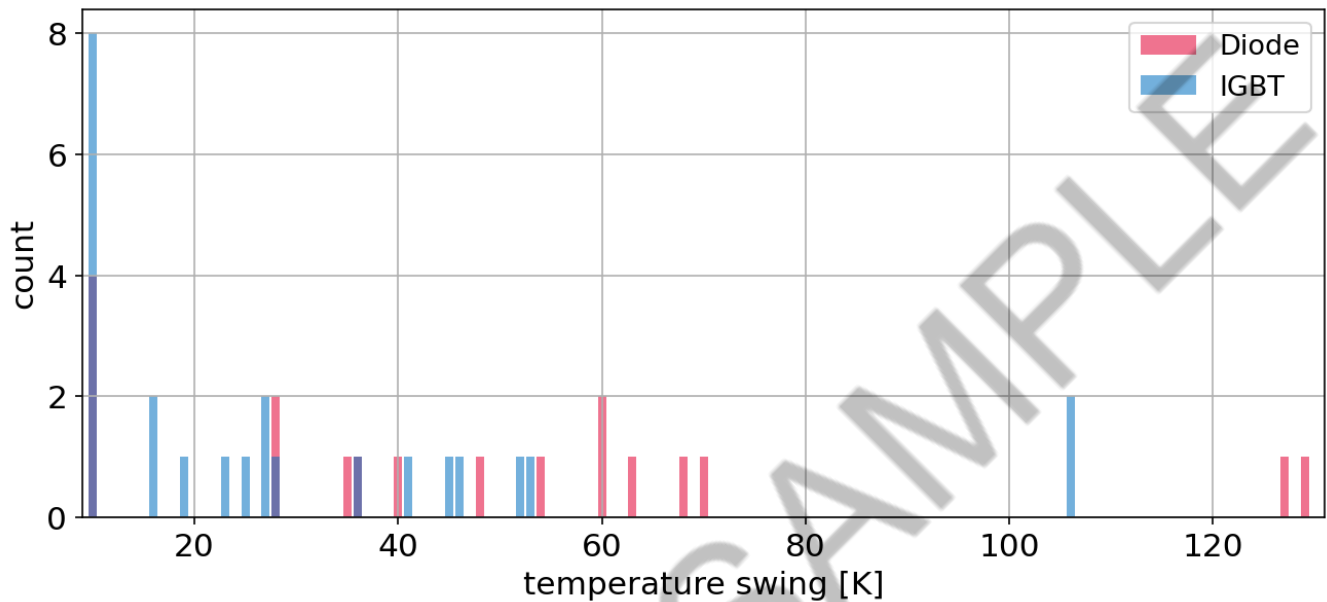
Temperature Results

Ambient temperature: 40 °C

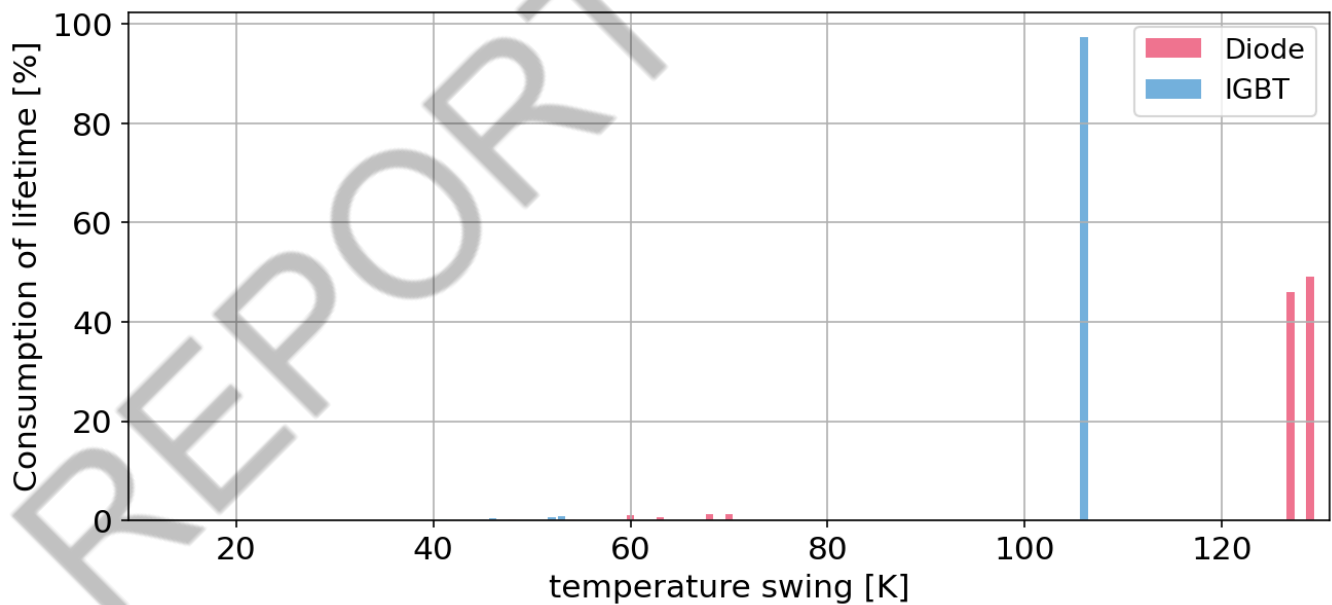


3 Lifetime Calculation

3.1 Power Cycling of IGBT and Diode



Lifetime Consumption



Estimated power cycling lifetime for IGBT: **10858** cycles

Estimated power cycling lifetime for Diode: **3265** cycles

3.2 Summary of Lifetime Calculation

	Power cycling IGBT	Power cycling Diode	Thermal cycling
Possible number of cycles	10858	3265	n/a

Total lifetime: **3265 cycles**
Lifetime limitation: **Diode - Power cycling**

Notes:

- Thermal cycling is not calculated for certain types of modules, e.g. baseplate-less modules, or if a fixed heatsink temperature is selected as cooling condition.

References

- [1] AN2019-05 PC and TC Diagrams
- [2] Product Parameters: Datasheet FF1200R17IP5
- [3] Product Website: <https://www.infineon.com/>
- [4] Power Cycling Reference: (PC-15) Power Cycling IGBT5 rev.2
- [5] Thermal Cycling Reference: n/a

Edition 2021-11-24

**Published by
Infineon Technologies AG
81726 Munich, Germany**

**©2021 Infineon Technologies AG
All Rights Reserved.**

Legal Disclaimer

The information given in this document is the result of Infineon's reliability measurements and the methodology used by Infineon to estimate the lifetime of power devices. Such information is given as a hint for the implementation of the relevant Infineon products only. The lifetime estimations shall be verified by Infineon's customers before implementation of the relevant Infineon products, as actual operating conditions and environmental factors differ from Infineon's assumptions. Therefore, Infineon is not responsible for the correctness of any calculations that are based on this lifetime estimation. Please note that the technical specifications of Infineon's products are conclusively stated in the applicable Infineon data sheets.

Information

For further information on technology, delivery terms and conditions and prices, please contact the nearest Infineon Technologies Office (www.infineon.com).

Warnings

Due to technical requirements, components may contain dangerous substances. For information on the types in question, please contact the nearest Infineon Technologies Office.

Infineon Technologies components may be used in life-support devices or systems only with the express written approval of Infineon Technologies, if a failure of such components can reasonably be expected to cause the failure of that life-support device or system or to affect the safety or effectiveness of that device or system. Life support devices or systems are intended to be implanted in the human body or to support and/or maintain and sustain and/or protect human life. If they fail, it is reasonable to assume that the health of the user or other persons may be endangered.