

CY8CKIT-041S-MAX PSoC 4100S Max Pioneer Board

CONTENTS	
PAGE	DESCRIPTION
01	Title, Table of Contents & Drawing Numbers
02	Functional Block Diagram
03	Power Supply Block Diagram
04	Power Supply
05	KitProg3 Interface
06	PSoC 4100S Max MCU Interface
07	On-board Peripheral Interface
08	CapSense Interface
09	Arduino & Expansion Headers
10	Accessories
11	Revision History

Drawing Numbers

PCBA	121-60590-01
PCB	600-60590-01
FAB DRW	610-60590-01
ASSY DRW	620-60590-01
SCH DRW	630-60590-01

Legal Disclaimer :

The information given in this document shall in no event be regarded as a guarantee of conditions or characteristics. With respect to any examples or hints given herein, any typical values stated herein and/or any information regarding the application of the device, Infineon Technologies hereby disclaims any and all warranties and liabilities of any kind, including without limitation, warranties of non-infringement of intellectual property rights of any third party.

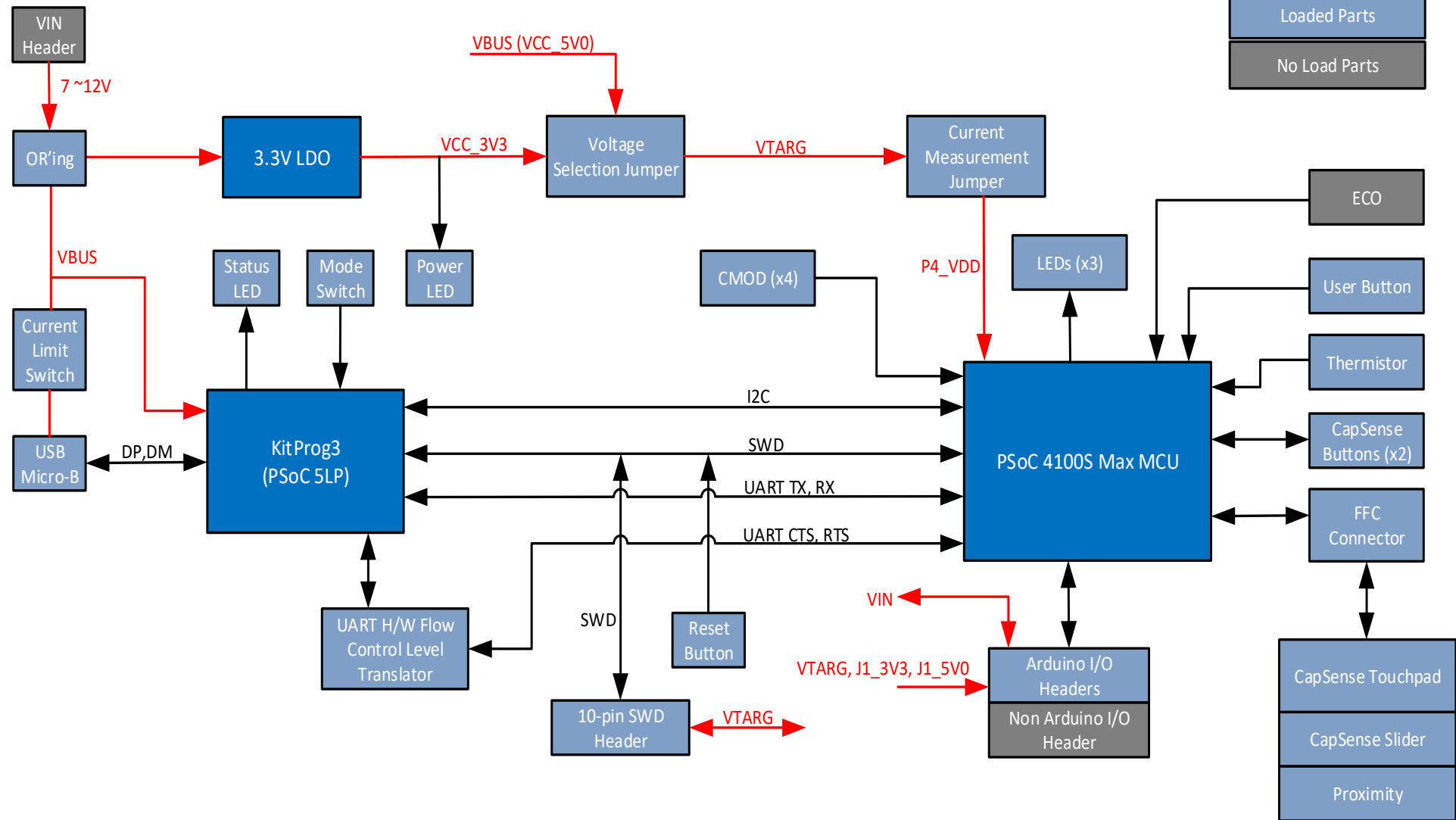


SCH Title : PSoC 4100S Max Pioneer Board

Page Title: Title Page

Size	Document Number	Drawn By	Approved By	Rev
A4	630-60590-01	MNSM	RKPM	03
Date:	Thursday, May 20, 2021		Sheet	1 of 11

CY8CKIT-041S-MAX PSoC 4100S Max Pioneer Kit Functional Block Diagram



Legal Disclaimer :
The information given in this document shall in no event be regarded as a guarantee of conditions or characteristics. With respect to any examples or hints given herein, any typical values stated herein and/or any information regarding the application of the device, Infineon Technologies hereby disclaims any and all warranties and liabilities of any kind, including without limitation, warranties of non-infringement of intellectual property rights of any third party.

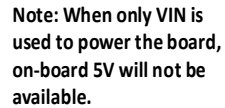


SCH Title : PSoC 4100S Max Pioneer Board

Page Title : Functional Block Diagram

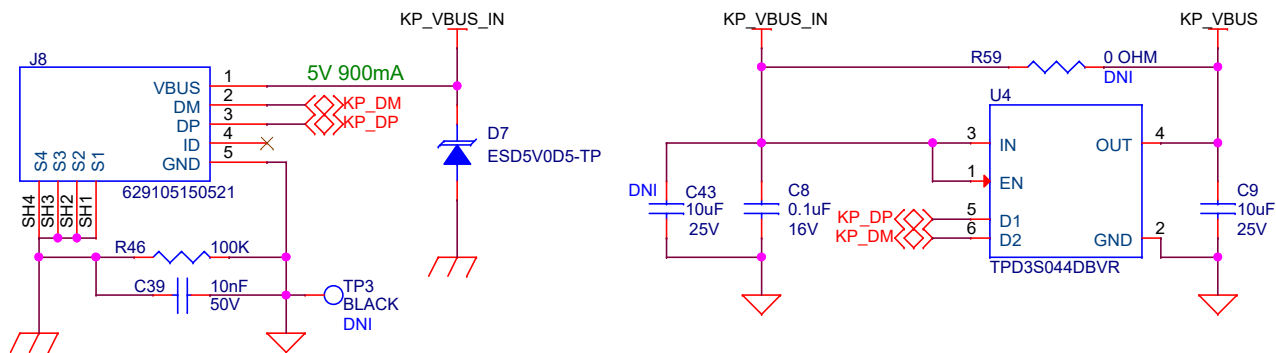
Size	Document Number	Drawn By	Approved By	Rev
A4	630-60590-01	MNSM	RKPM	03
Date:	Thursday, May 20, 2021		Sheet	2 of 11

Infinion/Cypress Parts
Loaded Parts
No Load Parts

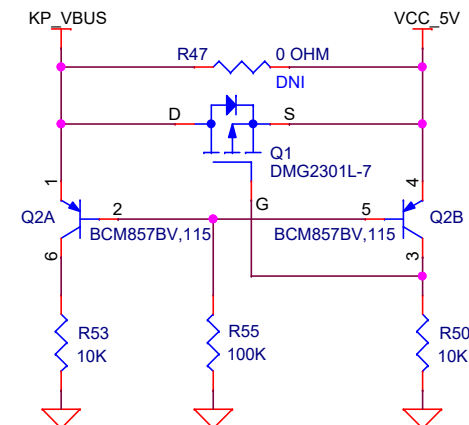


Date:	Thursday, May 20, 2021	Sheet	3	of	11
-------	------------------------	-------	---	----	----

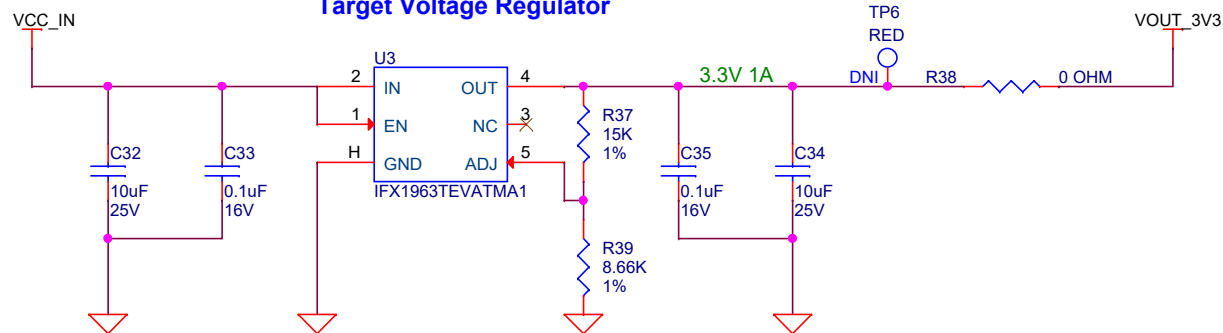
KitProg3 USB Micro-B Connector



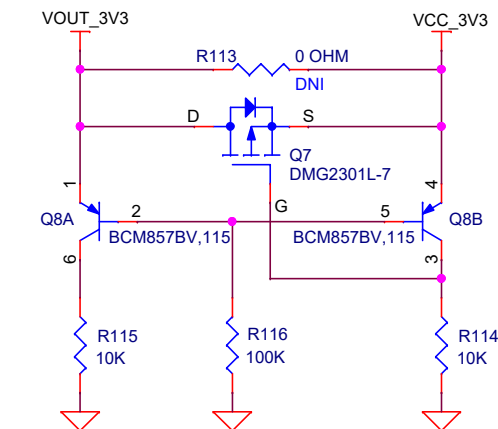
KP_VBUS Reverse Voltage Protection



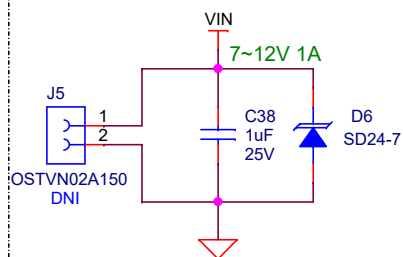
Target Voltage Regulator



VOUT_3V3 Reverse Voltage Protection

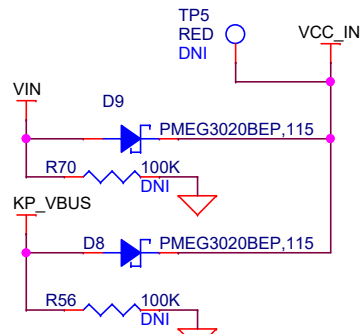


VIN Header

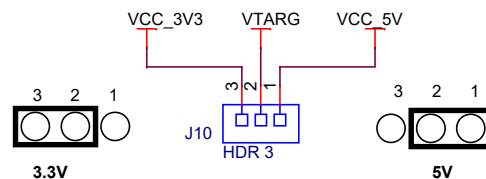


Note: VIN is supported upto max input voltage of 20V.

Power Supply 'OR'ing

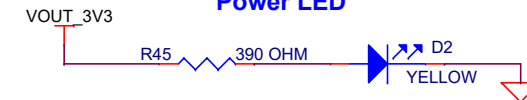


VTARG Voltage Selection Header



Note: Default Jumper setting is set to 5V. Do not remove jumper when powered.

Power LED



Note: LED does not light up when powered through external programmer.

Legal Disclaimer :

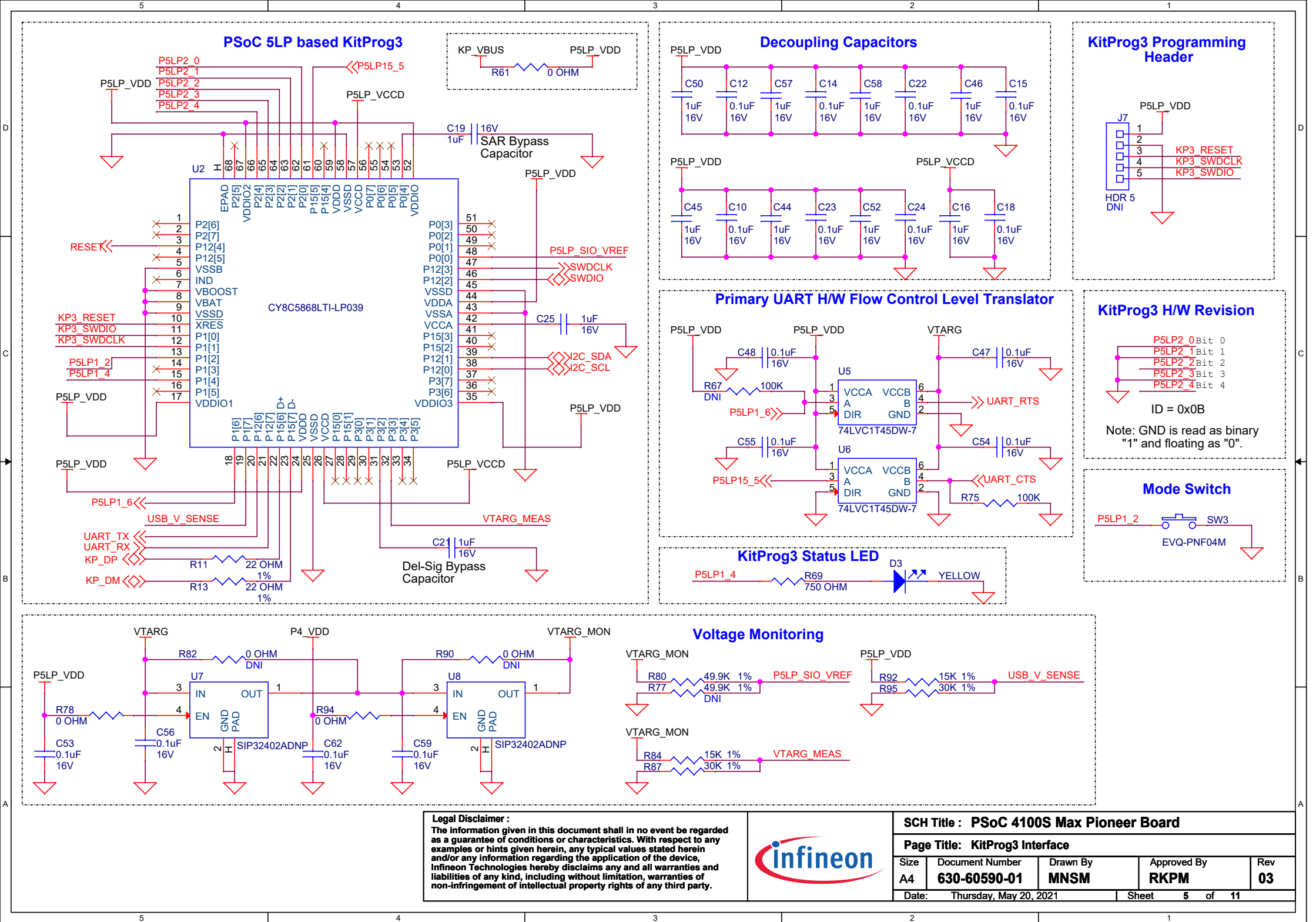
The information given in this document shall in no event be regarded as a guarantee of conditions or characteristics. With respect to any examples or hints given herein, any typical values stated herein and/or any information regarding the application of the device, Infineon Technologies hereby disclaims any and all warranties and liabilities of any kind, including without limitation, warranties of non-infringement of intellectual property rights of any third party.



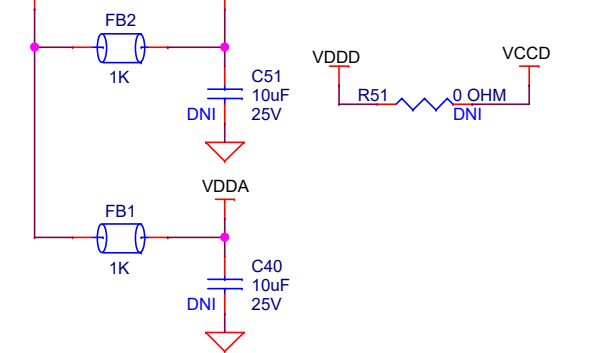
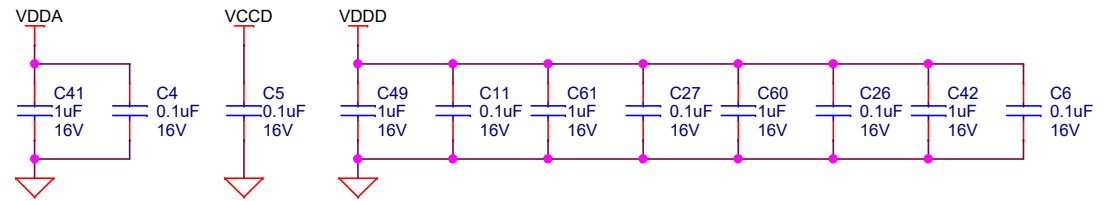
SCH Title : PSoC 4100S Max Pioneer Board

Page Title : Power Supply

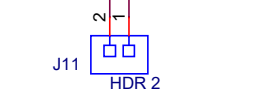
Size	Document Number	Drawn By	Approved By	Rev
A4	630-60590-01	MNSM	RKPM	03
Date:	Thursday, May 20, 2021		Sheet	4 of 11



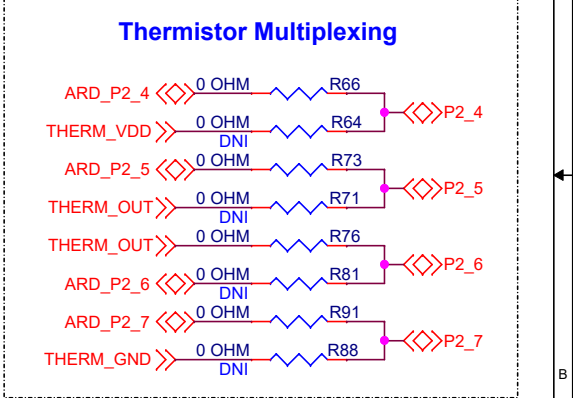
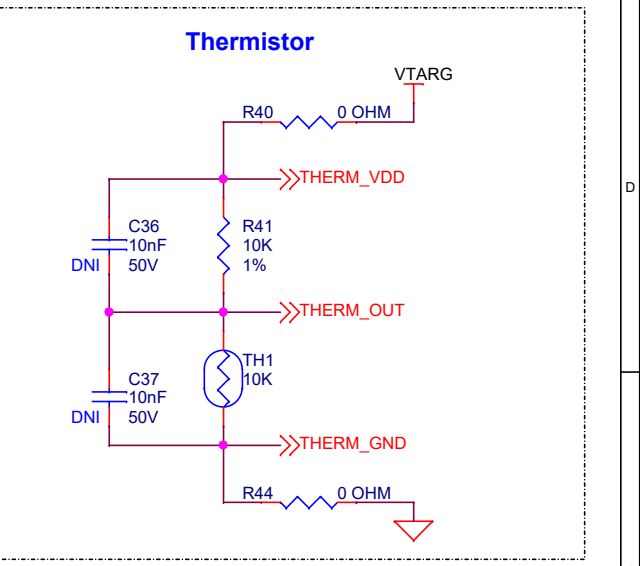
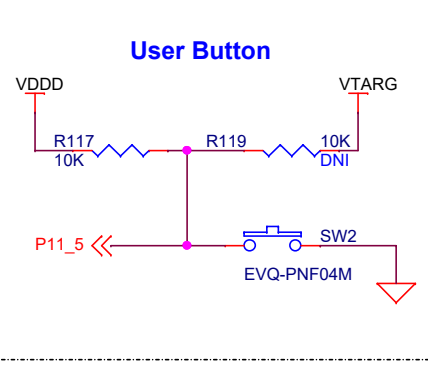
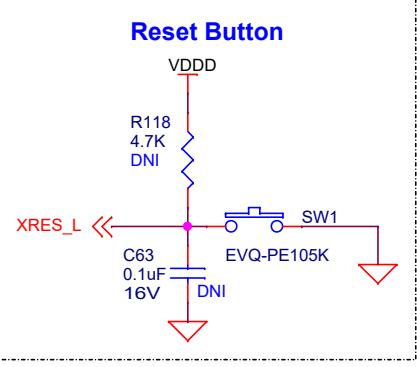
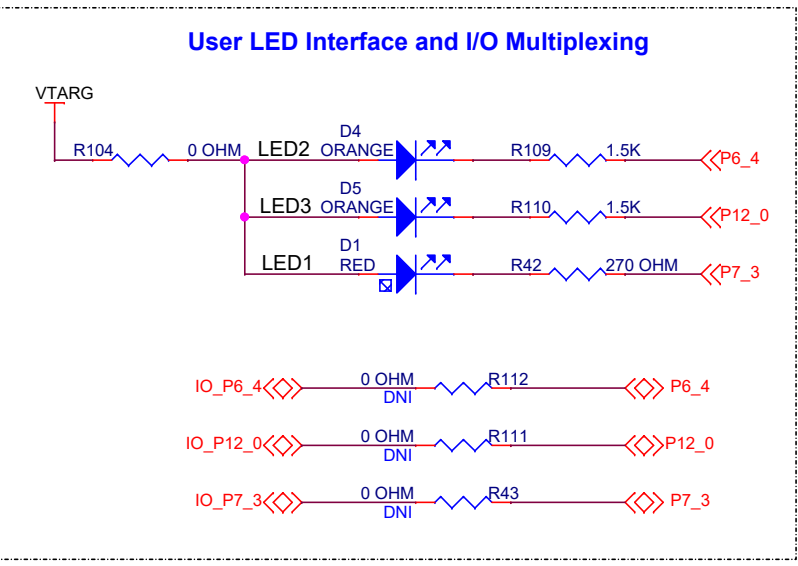
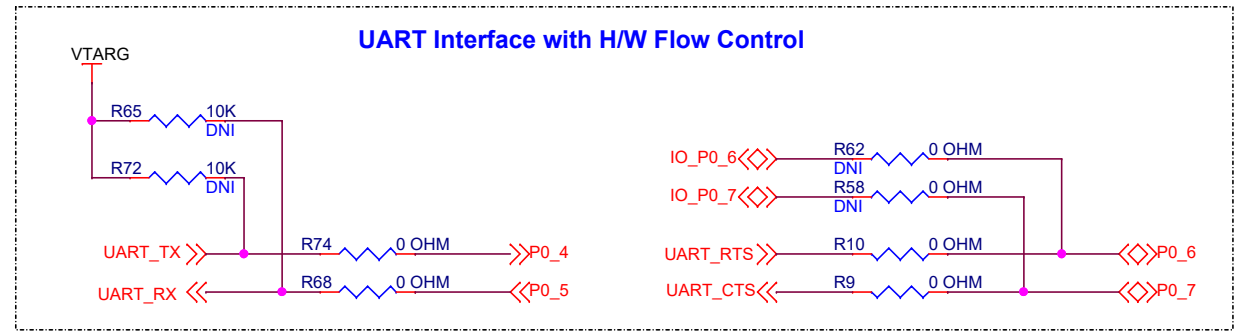
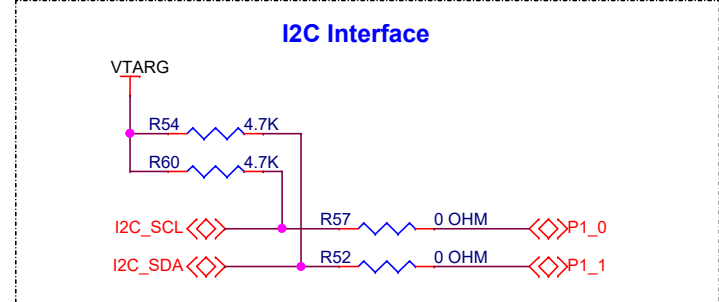
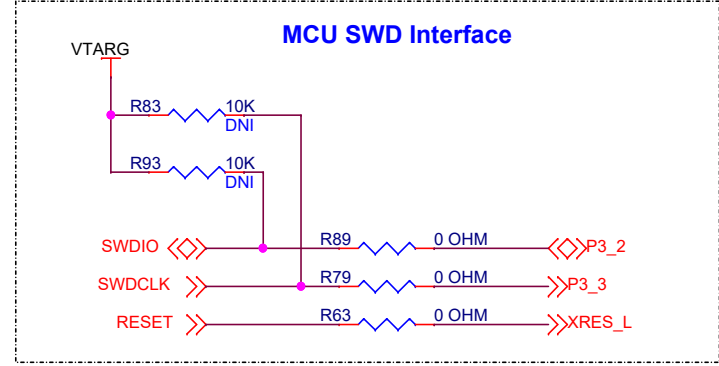
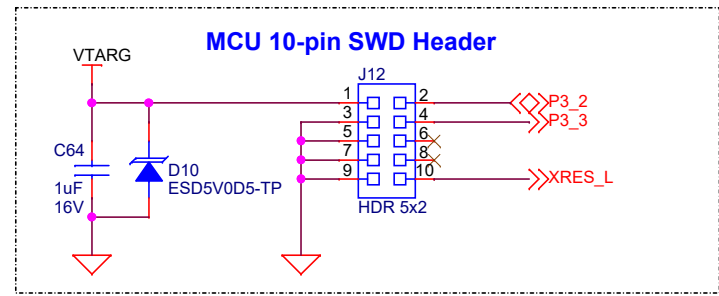
Pin diagram of the CY8C4149AZI-S598 device. The diagram shows a 100-pin package with pins numbered 1 to 100. Power pins include VCCD (pin 76), VDDA (pin 91), VDDD (pins 11, 35, 42, 78), and VSSA (pin 92). I/O pins are labeled P0.0 to P4.7. Other pins include XRES (pin 1), NC_1 to NC_4, and VSSD_1 to VSSD_4. The device is identified as CY8C4149AZI-S598.



VTARG P4_VDD



Size A4	Document Number 630-60590-01	Drawn By MNSM	Approved By RKPM	Rev 03
Date: Thursday, May 20, 2021		Sheet 6 of 11		

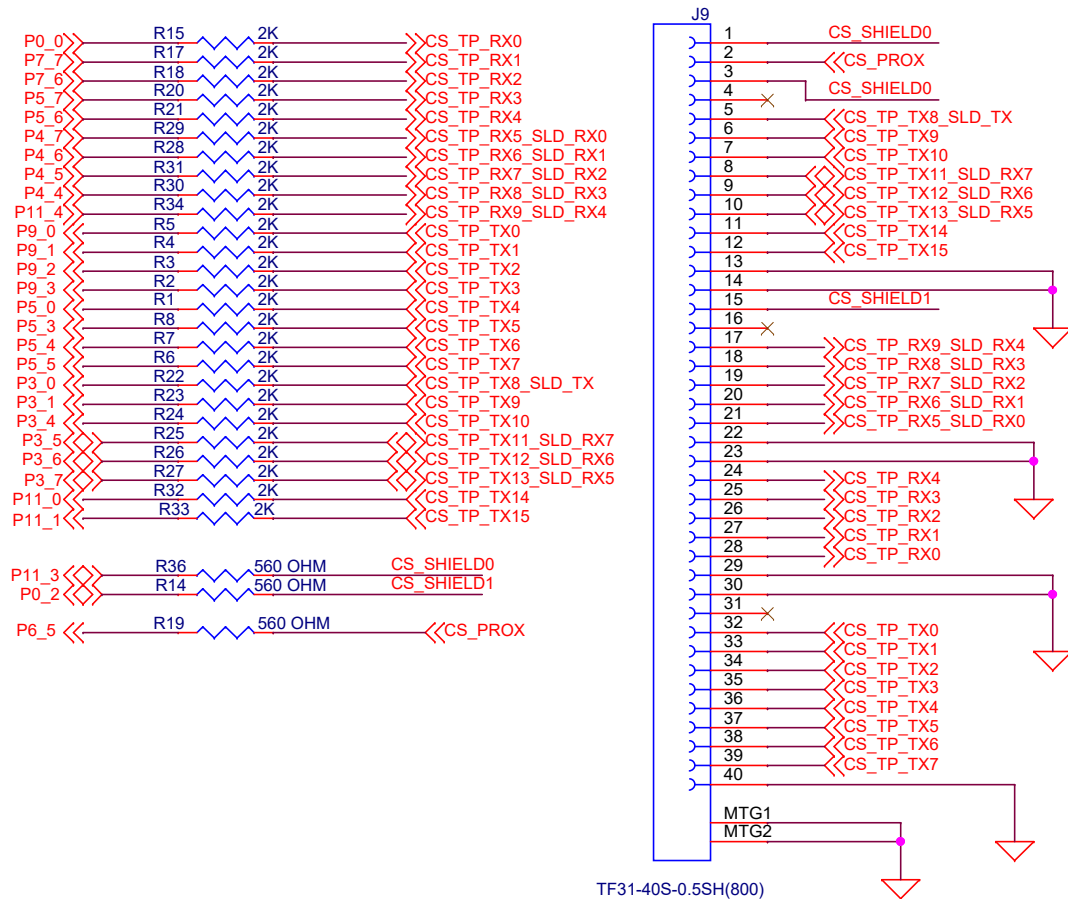


Legal Disclaimer :
The information given in this document shall in no event be regarded as a guarantee of conditions or characteristics. With respect to any examples or hints given herein, any typical values stated herein and/or any information regarding the application of the device, Infineon Technologies hereby disclaims any and all warranties and liabilities of any kind, including without limitation, warranties of non-infringement of intellectual property rights of any third party.

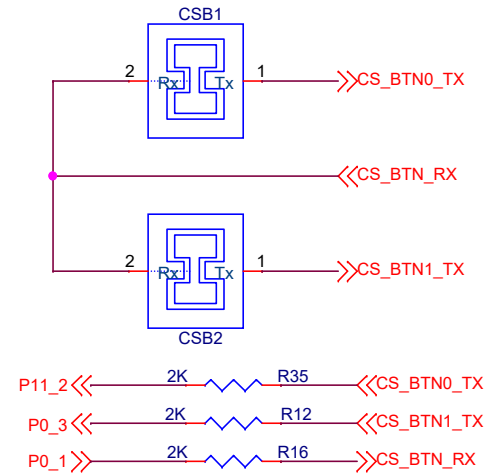


SCH Title : PSoC 4100S Max Pioneer Board				
Page Title : On-board Peripheral Interface				
Size	Document Number	Drawn By	Approved By	Rev
A4	630-60590-01	MNSM	RKPM	03
Date:	Thursday, May 20, 2021		Sheet	7 of 11

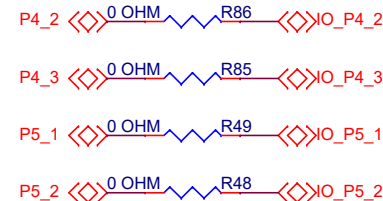
CapSense Touchpad, Slider and Proximity Interface



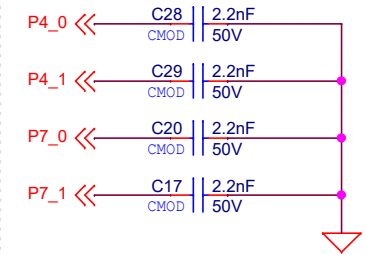
CapSense Buttons



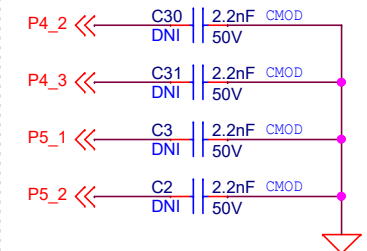
CMOD I/O Multiplexing



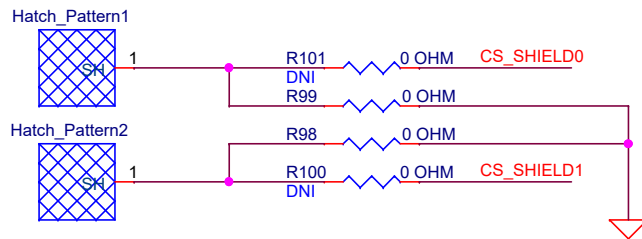
CMOD interface



Alternate CMOD interface



CapSense Buttons Shield



Legal Disclaimer :

The information given in this document shall in no event be regarded as a guarantee of conditions or characteristics. With respect to any examples or hints given herein, any typical values stated herein and/or any information regarding the application of the device, Infineon Technologies hereby disclaims any and all warranties and liabilities of any kind, including without limitation, warranties of non-infringement of intellectual property rights of any third party.

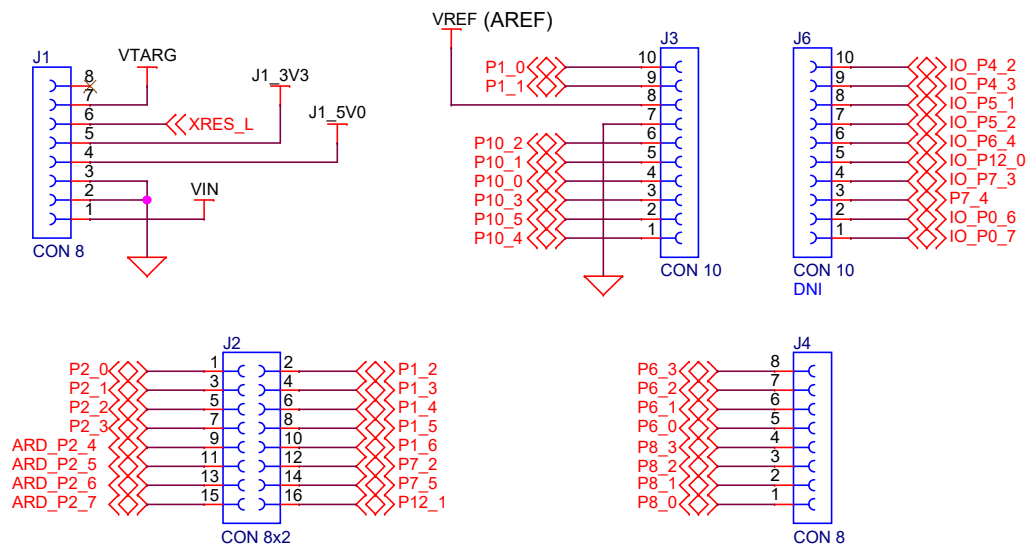


SCH Title : PSoC 4100S Max Pioneer Board

Page Title : CapSense Interface

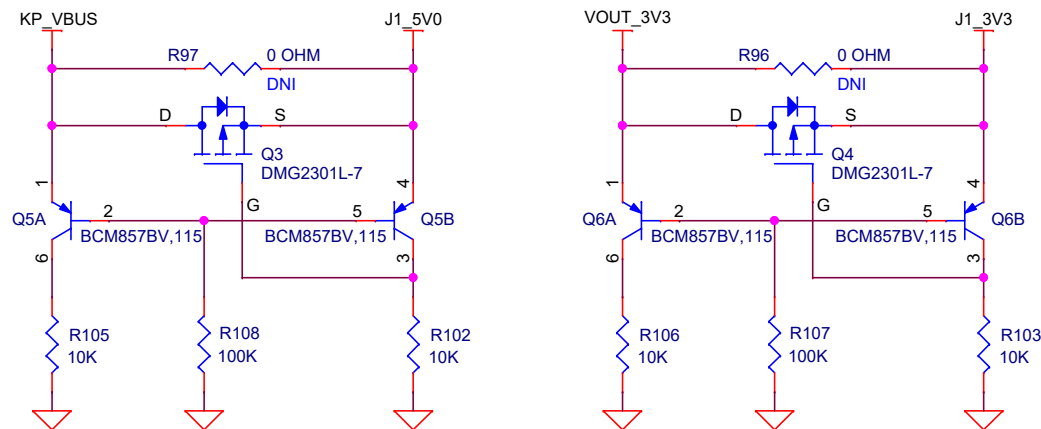
Size	Document Number	Drawn By	Approved By	Rev
A4	630-60590-01	MNSM	RKPM	03
Date:	Thursday, May 20, 2021	Sheet	8	of 11

Arduino & Expansion Headers



Note: 5V on Arduino Header will be present only when KitProg3 USB is connected.
Avoid external supply to J1.7 VTARG. This may cause permanent damage to the on-board components.

Reverse Voltage Protection for Arduino Header



Legal Disclaimer :

The information given in this document shall in no event be regarded as a guarantee of conditions or characteristics. With respect to any examples or hints given herein, any typical values stated herein and/or any information regarding the application of the device, Infineon Technologies hereby disclaims any and all warranties and liabilities of any kind, including without limitation, warranties of non-infringement of intellectual property rights of any third party.



SCH Title : PSoC 4100S Max Pioneer Board


Page Title: Arduino & Expansion Headers

Size	Document Number	Drawn By	Approved By	Rev
A4	630-60590-01	MNSM	RKPM	03
Date:	Thursday, May 20, 2021		Sheet	9 of 11


Accessories

Cylindrical Bump-ons


SJ61A4



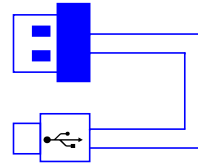

SJ61A4



SJ61A4



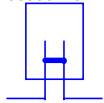
SJ61A4



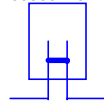
USB Micro-B Cable

Jumper Shunts

60900213421



60900213421



Acrylic Overlay


Overlay

Color: Clear, Transparent
Finish: Matt


Dimensions:
Length = 43.19mm
Width= 19.43mm
Thickness = 3 mm

PCBA labels

LBL PCA Label



LBL QR Code



Legal Disclaimer :

The information given in this document shall in no event be regarded as a guarantee of conditions or characteristics. With respect to any examples or hints given herein, any typical values stated herein and/or any information regarding the application of the device, Infineon Technologies hereby disclaims any and all warranties and liabilities of any kind, including without limitation, warranties of non-infringement of intellectual property rights of any third party.



SCH Title : PSoC 4100S Max Pioneer Board

Page Title: Accessories

Size	Document Number	Drawn By	Approved By	Rev
A4	630-60590-01	MNSM	RKPM	03

Date:	Thursday, May 20, 2021	Sheet	10 of 11
-------	------------------------	-------	----------

REVISION HISTORY			
REV	DESCRIPTION OF CHANGE	ORIG. OF CHANGE	DATE
01	Initial Release	MNSM	2020/09/14
02	Initial Release	MNSM	2020/11/10
03	Initial Release	MNSM	2021/05/18

Legal Disclaimer :
The information given in this document shall in no event be regarded as a guarantee of conditions or characteristics. With respect to any examples or hints given herein, any typical values stated herein and/or any information regarding the application of the device, Infineon Technologies hereby disclaims any and all warranties and liabilities of any kind, including without limitation, warranties of non-infringement of intellectual property rights of any third party.



SCH Title : PSoC 4100S Max Pioneer Board				
Page Title: Revision History				
Size A4	Document Number 630-60590-01	Drawn By MNSM	Approved By RKPM	Rev 03
Date: Thursday, May 20, 2021			Sheet 11 of 11	