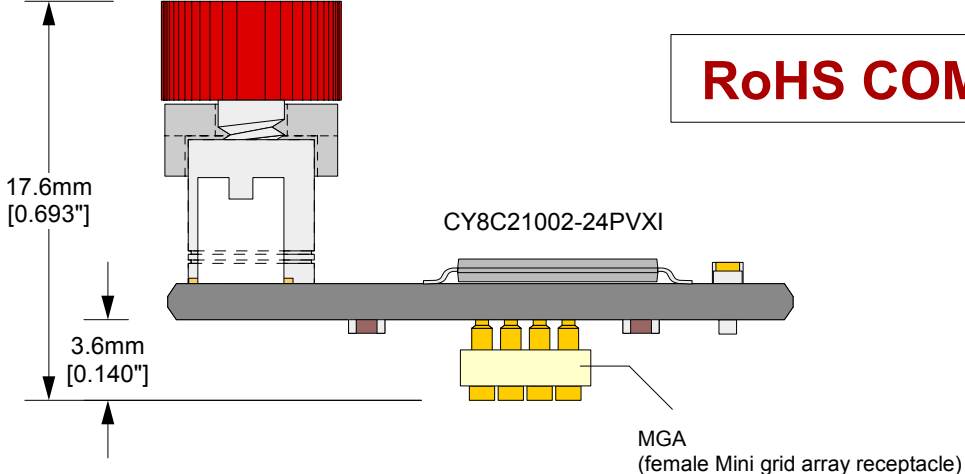


Top View

Bottom View




Side View

RoHS COMPLIANT

Description: CY3250-21X23 POD
SSOP56 OCD (CY8C21002-24PVXI).
Hirose cable connector with retention mechanism included.
Compatible with:
XT-PSoc-15-20H-10-01 - Flex cable (to ICE cube)

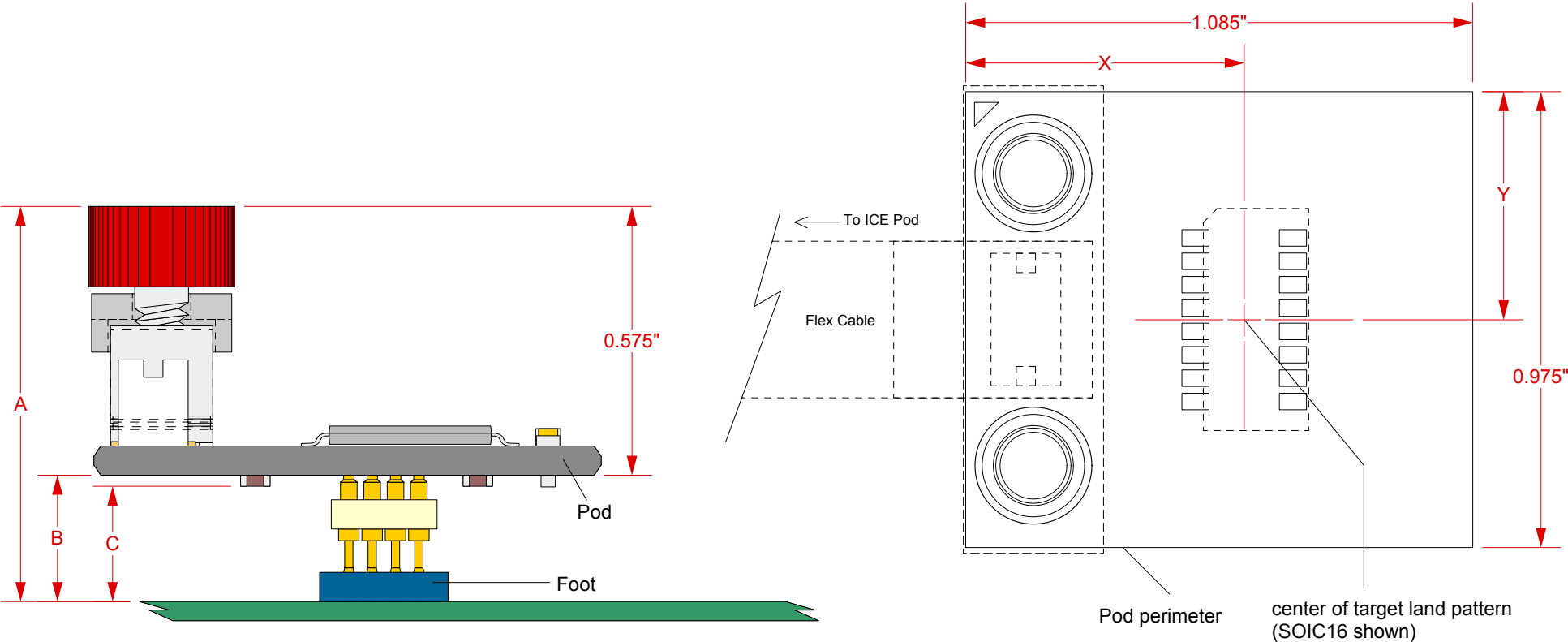
Compatible with the following Non-QFN feet:

- C5116 - SOIC8
- C6822 - SOIC16 foot
- C3845 - SSOP20 foot

			Page: <u>1</u> of 2	
EA-8C21023-NQ-01 Drawing		Status:	Scale: <u>3:1</u>	Rev: C
	© 2006 IRONWOOD ELECTRONICS, INC. PO BOX21151 ST. PAUL, MN 55121 Tele: (651) 452-8100 www.ironwoodelectronics.com	Drawing: M. Tully		Date: 8/1/06
		File: EA-8C21023-NQ-01 Dwg		Modified: 8/17/06, MT

Tolerances: diameters $\pm 0.03\text{mm}$ [$\pm 0.001"$],
PCB perimeters $\pm 0.13\text{mm}$ [$\pm 0.005"$],
PCB thicknesses $\pm 0.18\text{mm}$ [$\pm 0.007"$],
pitches (from true position) $\pm 0.08\text{mm}$ [$\pm 0.003"$],
all other tolerances $\pm 0.13\text{mm}$ [$\pm 0.005"$]
unless stated otherwise. Materials and
specifications are subject to change without notice.

POD clearance, with respect to center of target pattern



Foot Part number	Description	Mask required	A	B	C	X	Y
C5116	SOIC 8 foot	no	0.845"	0.270"	0.245"	0.622"	0.513"
C6822	SOIC16 foot	no	0.845"	0.270"	0.245"	0.596"	0.488"
C3845	SSOP 20 foot	no	0.845"	0.270"	0.265"	0.621"	0.465"

Tolerances: diameters $\pm 0.03\text{mm}$ [$\pm 0.001^\circ$],
PCB perimeters $\pm 0.13\text{mm}$ [$\pm 0.005^\circ$],
PCB thicknesses $\pm 0.18\text{mm}$ [$\pm 0.007^\circ$],
pitches (from true position) $\pm 0.08\text{mm}$ [$\pm 0.003^\circ$],
all other tolerances $\pm 0.13\text{mm}$ [$\pm 0.005^\circ$]
unless stated otherwise. Materials and
specifications are subject to change without notice.