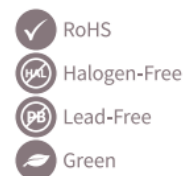



# BGM787U50

## 7x LNA Bank with Output Cross-Switch for 5G

### Features

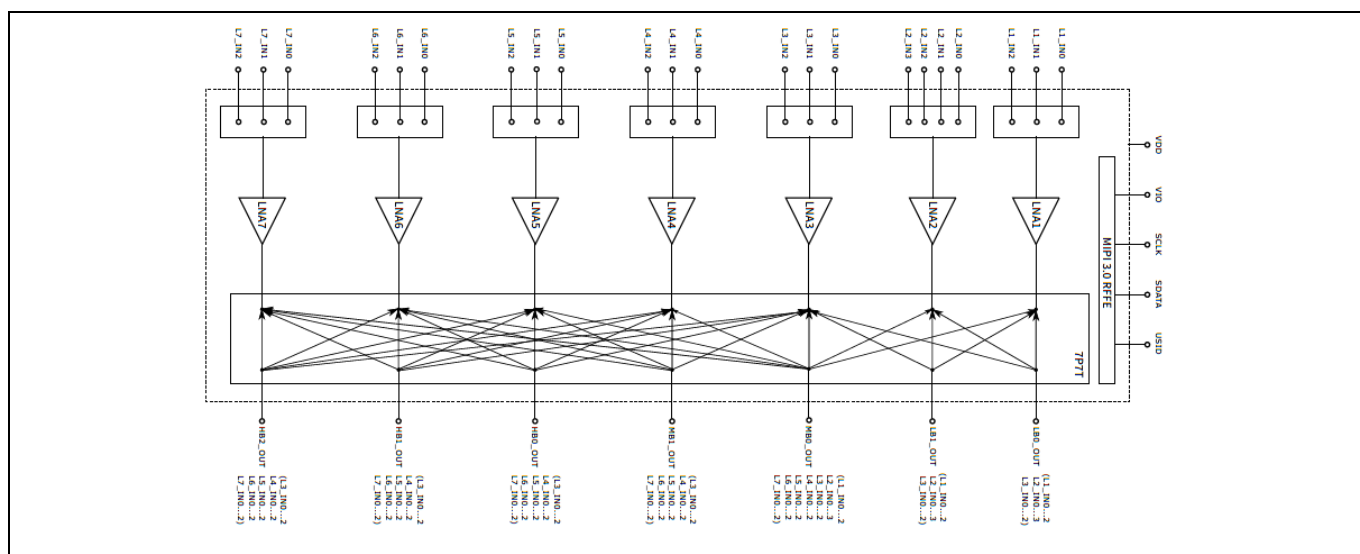
- Wide operating frequency range: 600 - 2700 MHz
- 2x LB LNA group: 600-960 MHz
- 5x MLB/MHB LNA group: 1400-2700 MHz
- Highly flexible output MUX
- Gain Mode Support for MediaTek, LSI and Qualcomm platforms
- Support of 4x4 MIMO and EN-DC with just 2 LNA-Banks
- Programmable power gain: 21 dB down to -12.8 dB in 3dB steps
- Programmable current consumption for each LNA: 2.5 - 10 mA
- Noise figure for high gain mode: 0.8 dB
- Support of 1.2V and 1.8V Vdd/Vio
- RF output internally matched to 50  $\Omega$
- Suitable for LTE / LTE-Advanced, 4G and 5G applications
- Integrated DC block capacitors at input and output
- Pin to pin compatible with MT6191 LNA bank and BGM687U50
- Low power operation
- Small form factor 2.8 mm x 2.8 mm
- RoHS and WEEE compliant package
- USID select pin



### Description

The BGM787U50 is an LNA bank with 7 LNAs (2x Low band, 5x Mid/High band) with a complex 7P7T output cross-switch designed for 4G/5G cellular RX frontends supporting EN\_DC, CA and MIMO operation. Low band LNAs support a frequency range from 600MHz to 1500 MHz, high band LNAs from 1400 MHz to 2690 MHz. Each LNA supports 10 gain modes to be compatible with all relevant modem platforms. The wideband LNA design together with a highly configurable output MUX offers maximum system design flexibility.

## Block diagram and ordering information



**Figure 1** BGM787U50 Block diagram

**Table 1** Ordering Information

Type	Marking	Package	Product name
BGM787U50	B787	PG-WF2BGA-50-2	BGM 787U50 E6327

For more technical information, please contact our Technical Assistance Center or your local Infineon representative.

### Trademarks

All referenced product or service names and trademarks are the property of their respective owners.

Edition 2025-03-19

Published by

Infineon Technologies AG  
81726 München, Germany

© 2025 Infineon Technologies AG.  
All Rights Reserved.

Do you have a question about this document?

Email: [erratum@infineon.com](mailto:erratum@infineon.com)

Document reference

ifx1

### IMPORTANT NOTICE

The information given in this document shall in no event be regarded as a guarantee of conditions or characteristics ("Beschaffenheitsgarantie").

With respect to any examples, hints or any typical values stated herein and/or any information regarding the application of the product, Infineon Technologies hereby disclaims any and all warranties and liabilities of any kind, including without limitation warranties of non-infringement of intellectual property rights of any third party.

In addition, any information given in this document is subject to customer's compliance with its obligations stated in this document and any applicable legal requirements, norms and standards concerning customer's products and any use of the product of Infineon Technologies in customer's applications.

The data contained in this document is exclusively intended for technically trained staff. It is the responsibility of customer's technical departments to evaluate the suitability of the product for the intended application and the completeness of the product information given in this document with respect to such application.

For further information on the product, technology, delivery terms and conditions and prices please contact your nearest Infineon Technologies office ([www.infineon.com](http://www.infineon.com)).

### WARNINGS

Due to technical requirements products may contain dangerous substances. For information on the types in question please contact your nearest Infineon Technologies office.

Except as otherwise explicitly approved by Infineon Technologies in a written document signed by authorized representatives of Infineon Technologies, Infineon Technologies' products may not be used in any applications where a failure of the product or any consequences of the use thereof can reasonably be expected to result in personal injury.