

# Load-pull Measurements, Bluetooth Transmitter, Class 1

Associated Part Family: CYW20710-A1

This document describes the load-pull results of the CYW20710-A1 in Class 1 mode.

## Contents

1	Introduction .....	1	4.2	Load-Pull Contour for VSWR≤3 (at Bluetooth Fundamental Frequencies).....	4
1.1	Cypress Part Numbering Scheme .....	1	4.3	VSWR Measurements at Bluetooth Harmonics ..	6
2	IoT Resources .....	1	4.4	Load-Pull Contour for VSWR≤3 (at Bluetooth Harmonics).....	10
3	Test Setup .....	2	5	Acronyms and Abbreviations .....	12
4	Test Results .....	2		Document History Page .....	13
4.1	VSWR Measurements at Bluetooth Fundamental Frequencies.....	2		Worldwide Sales and Design Support .....	14

## 1 Introduction

This document describes the load-pull results of the BCM20710A1 in Class 1 mode. Data was collected on a typical device at room temperature at three frequencies: 2402 MHz, 2441 MHz and 2480 MHz.

The second and third harmonics of the transmit frequencies were also tested.

### 1.1 Cypress Part Numbering Scheme

Cypress is converting the acquired IoT part numbers from Broadcom to the Cypress part numbering scheme. Due to this conversion, there is no change in form, fit, or function as a result of offering the device with Cypress part number marking. The table provides Cypress ordering part number that matches an existing IoT part number.

Table 1. Mapping Table for Part Number between Broadcom and Cypress

Broadcom Part Number	Cypress Part Number
BCM20710A1	CYW20710A1

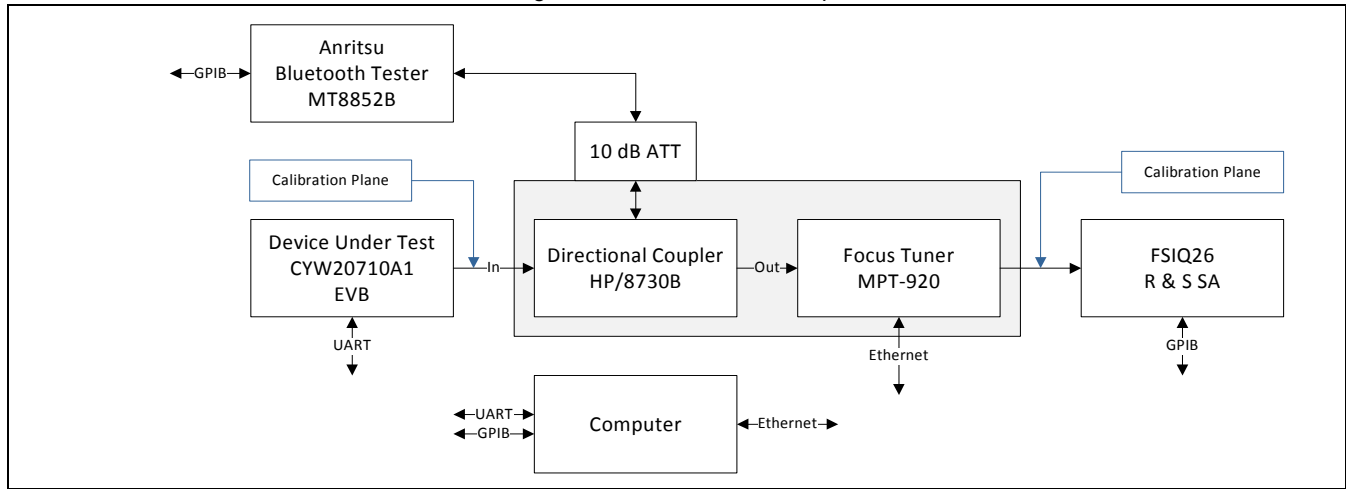
## 2 IoT Resources

Cypress provides a wealth of data at <http://www.cypress.com/internet-things-iot> to help you to select the right IoT device for your design, and quickly and effectively integrate the device into your design. Cypress provides customer access to a wide range of information, including technical documentation, schematic diagrams, product bill of materials, PCB layout information, and software updates. Customers can acquire technical documentation and software from the Cypress Support Community website (<http://community.cypress.com/>).

### 3 Test Setup

The test setup is shown in Figure 1.

Figure 1. Load-Pull Test Setup



### 4 Test Results

#### 4.1 VSWR Measurements at Bluetooth Fundamental Frequencies

Figure 3, Figure 4, and Figure 5 show transmit power variation as a function of phase and VSWR with an unmodulated signal in Bluetooth Class 1 for the specified frequency.

Figure 2. Legend for Figure 3, Figure 4, and Figure 5

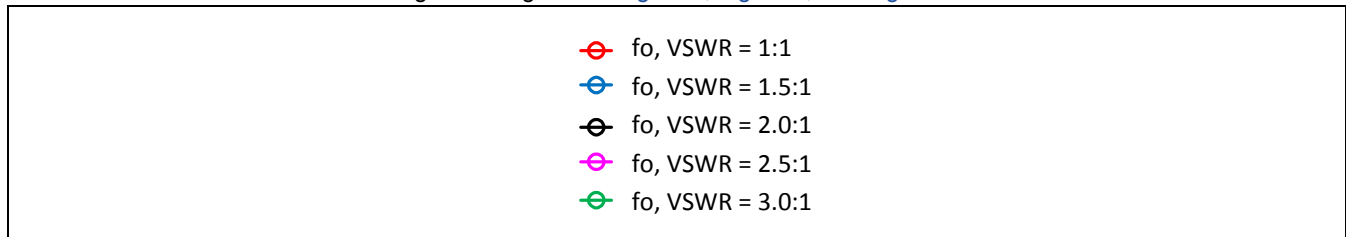


Figure 3. 2402 MHz, Transmit Power Variation as a Function of Phase and VSWR

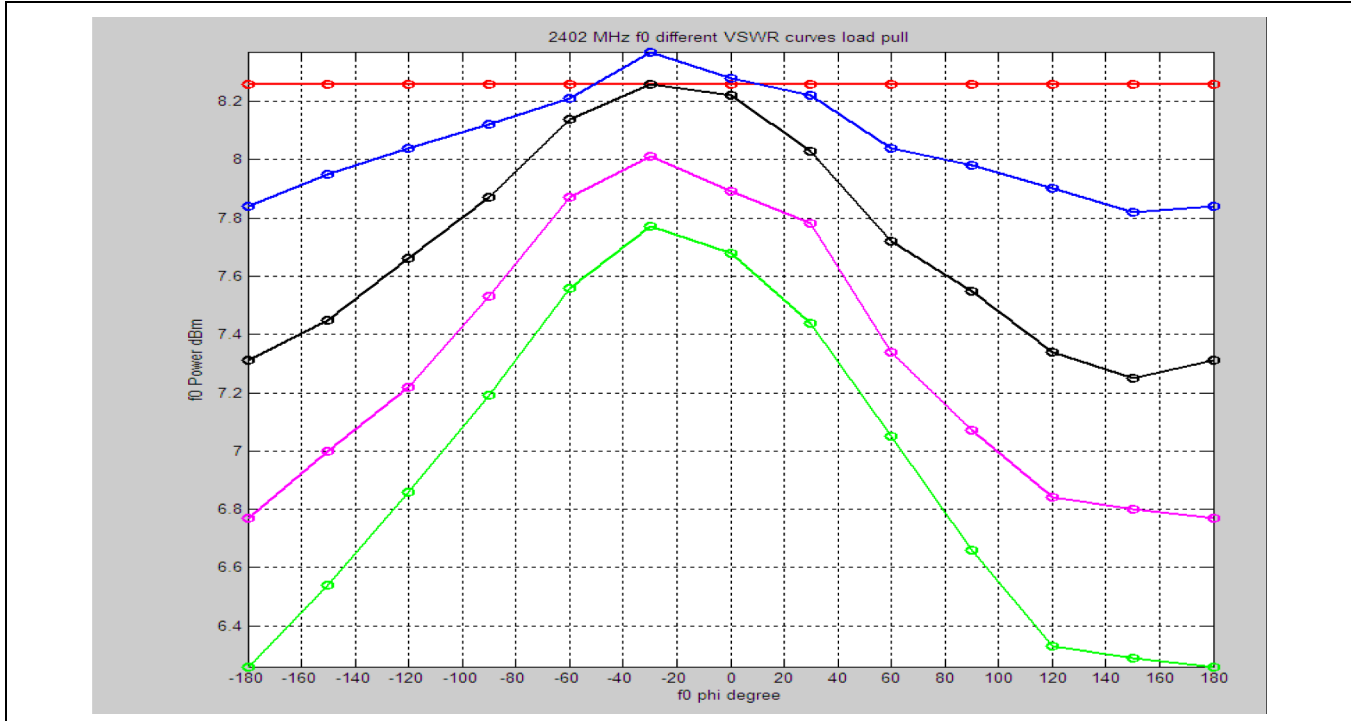


Figure 4. 2441 MHz, Transmit Power Variation as a Function of Phase and VSWR

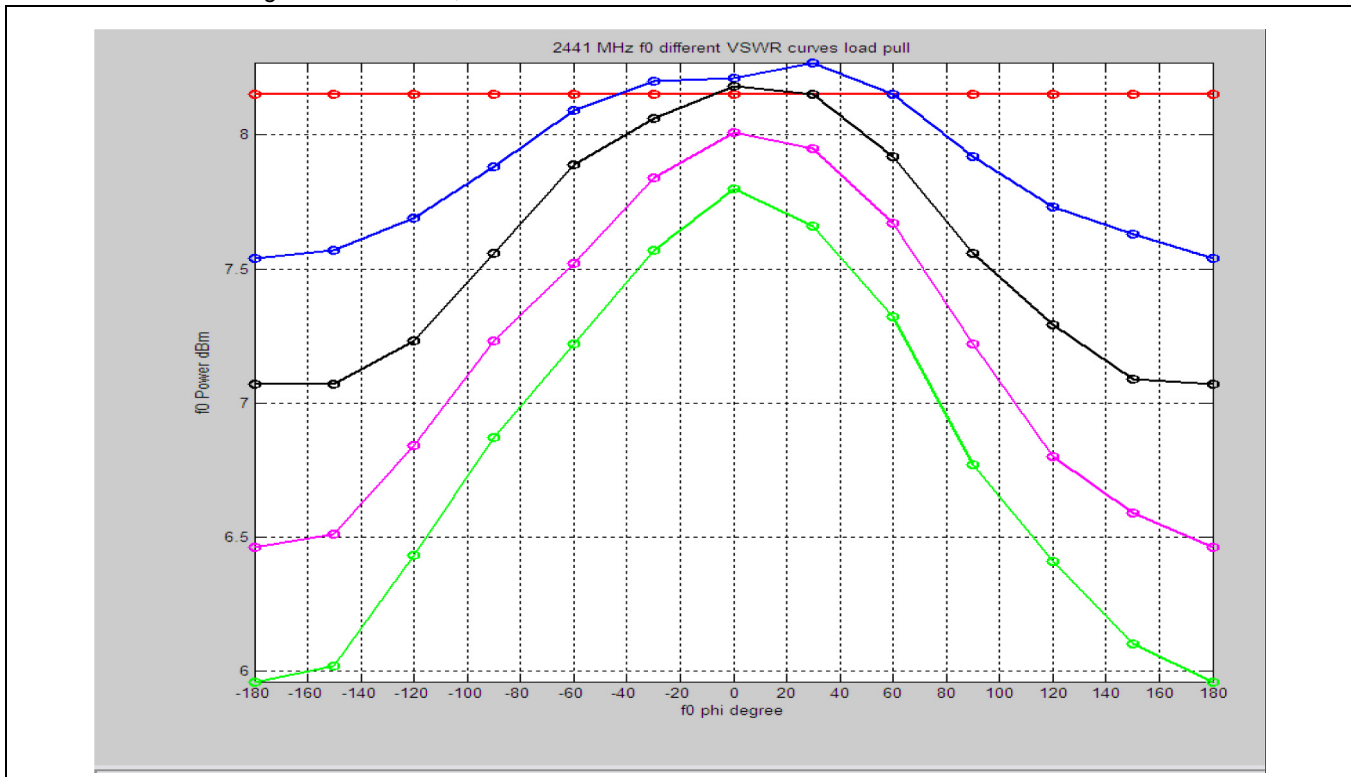
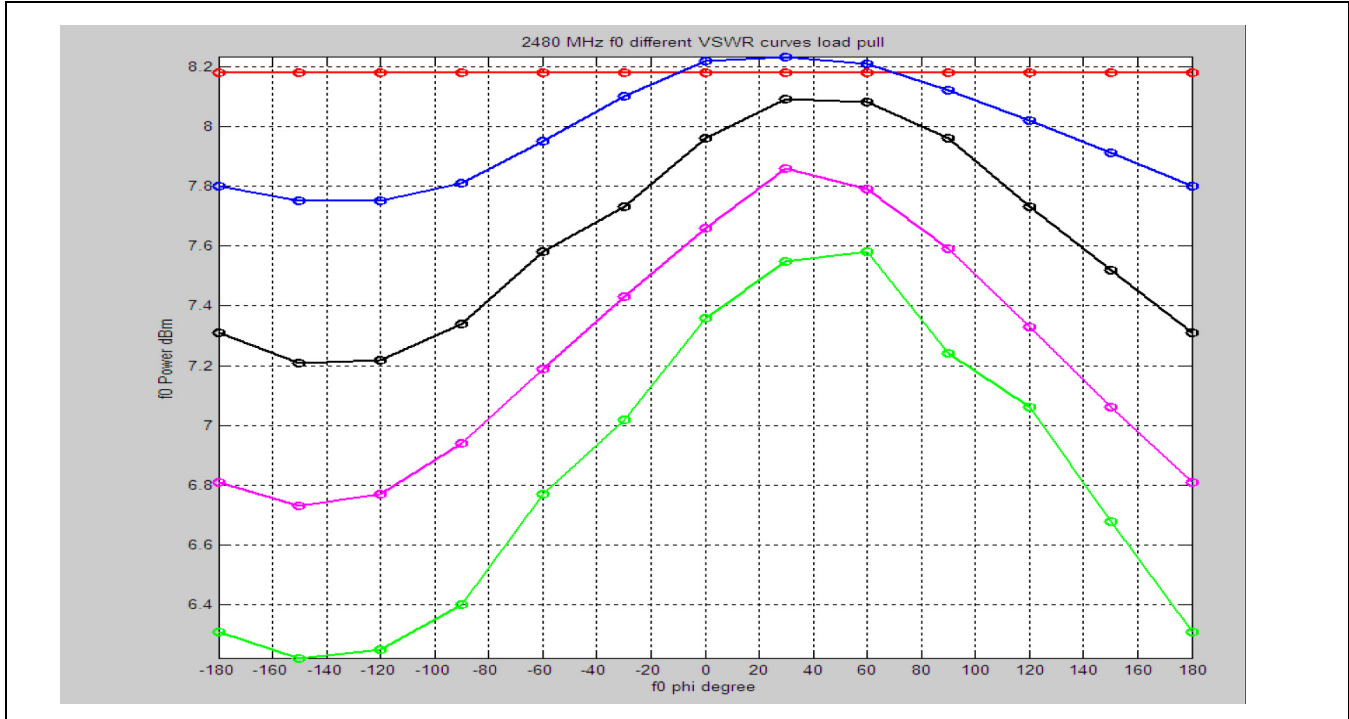


Figure 5. 2480 MHz, Transmit Power Variation as a Function of Phase and VSWR



#### 4.2 Load-Pull Contour for VSWR<=3 (at Bluetooth Fundamental Frequencies)

Figure 6, Figure 7, and Figure 8 show the load-pull contour for VSWR less than or equal to 3 for the specified frequency (f0).

Figure 6. 2402 MHz, Load-Pull Contour for VSWR <=3

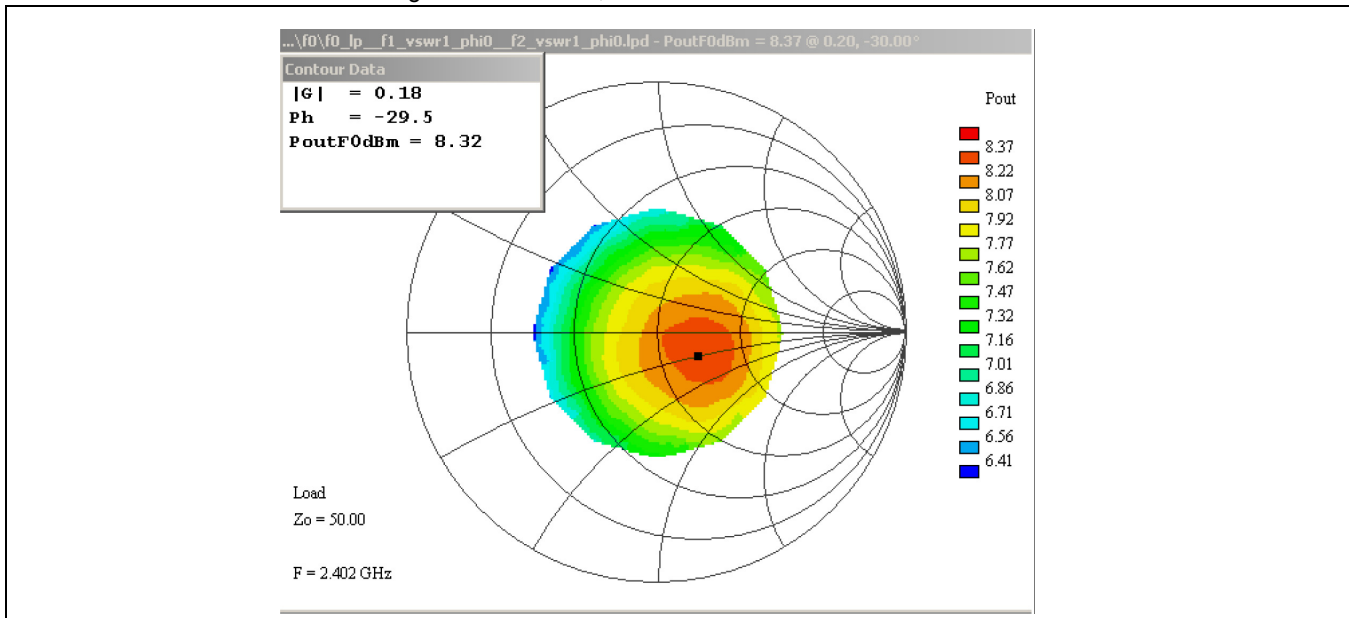


Figure 7. 2441 MHz, Load-Pull Contour for VSWR ≤ 3

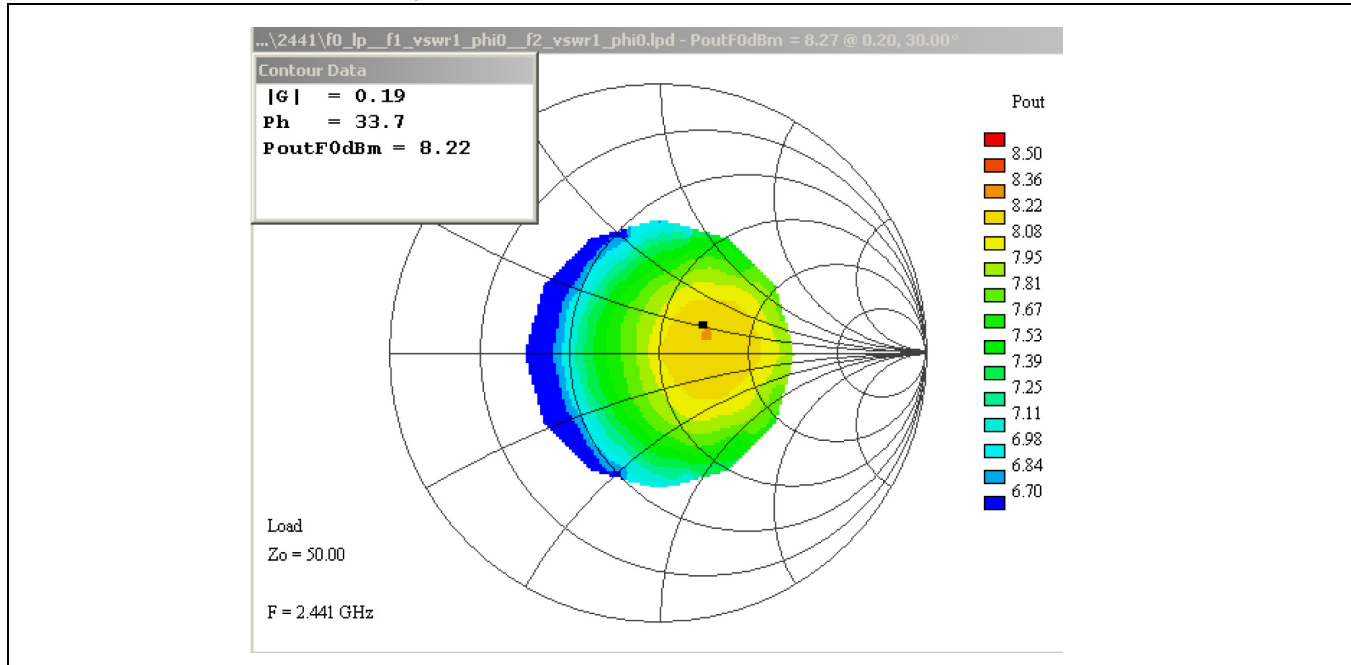
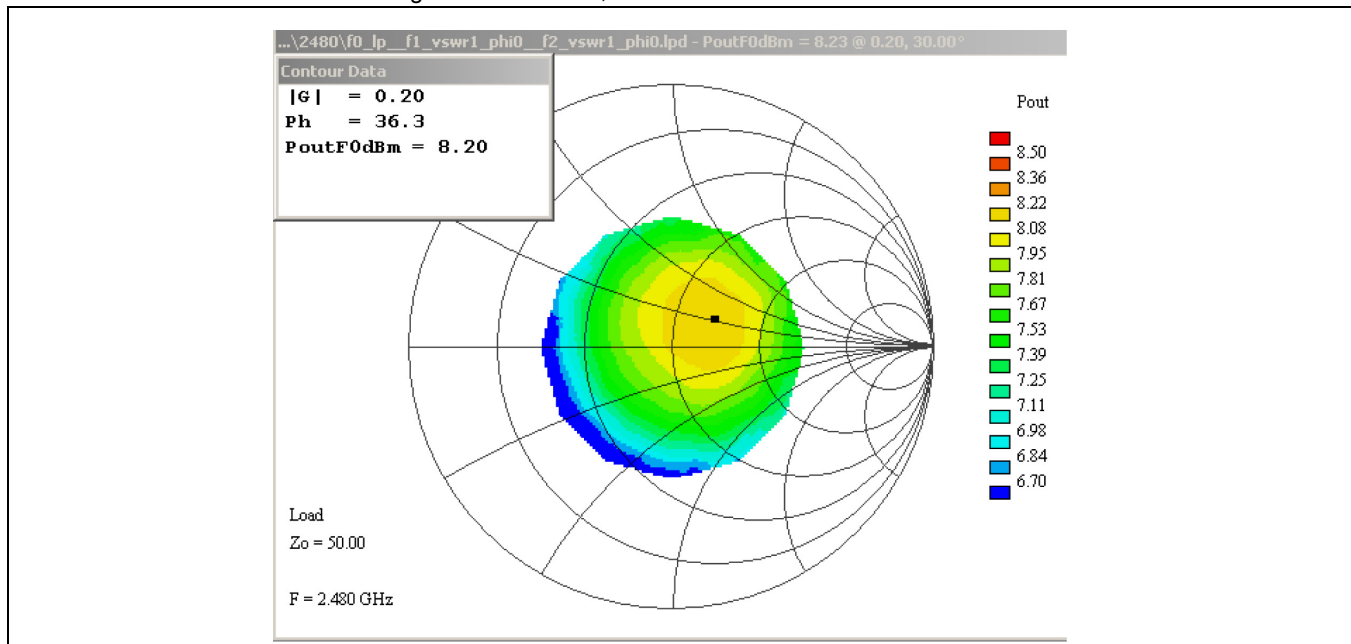


Figure 8. 2480 MHz, Load-Pull Contour for VSWR ≤ 3



### 4.3 VSWR Measurements at Bluetooth Harmonics

The figures in this section show the VSWR measurements at the Bluetooth harmonics ( $f_1 = 2f_0$  and  $f_2 = 3f_0$ ) for Class 1 for the specified frequency.

Output power results were measured at different VSWRs and phases with an un-modulated signal in Bluetooth Class 1.

Figure 9. Legend for Figure 10, Figure 11, and Figure 12

- $f_1$ , VSWR = 1:1
- $f_1$ , VSWR = 2:1
- $f_1$ , VSWR = 1.5:1
- $f_1$ , VSWR = 2.5:1
- $f_1$ , VSWR = 3:1

Figure 10.  $f_1 = 2f_0$  ( $f_0 = 2402$  MHz), Output Power vs. Phase at Different VSWRs

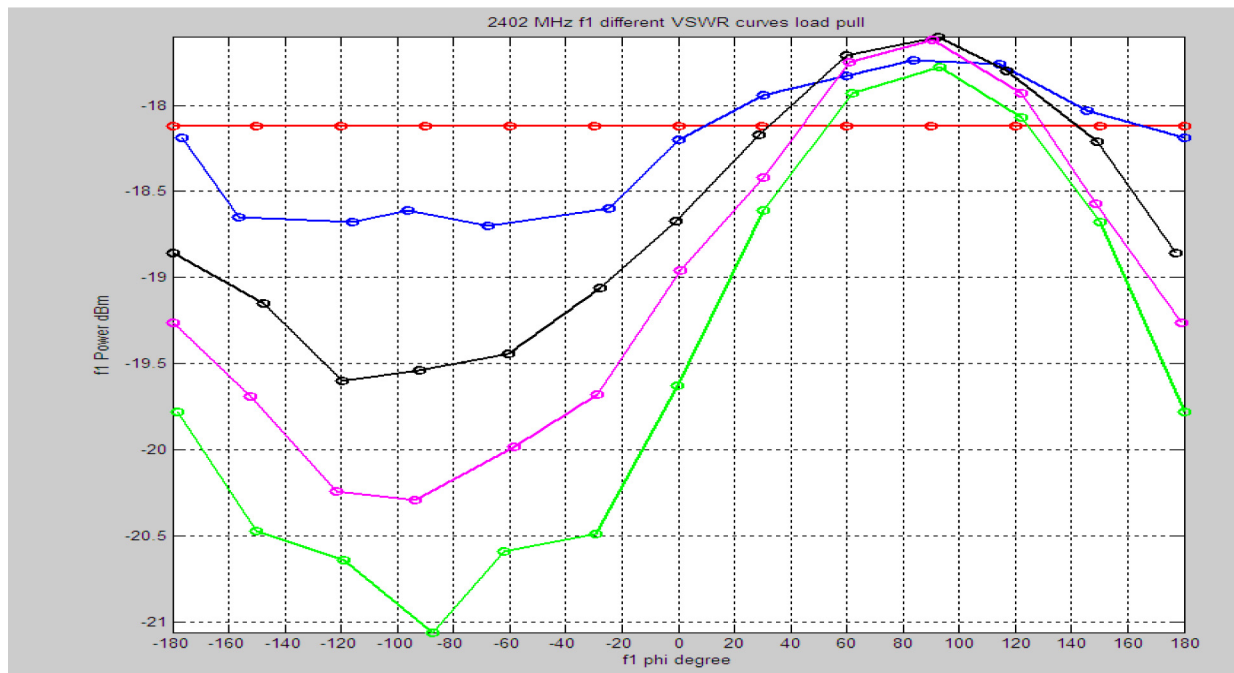


Figure 11.  $f_1 = 2f_0$  ( $f_0 = 2441$  MHz), Output Power vs. Phase at Different VSWRs

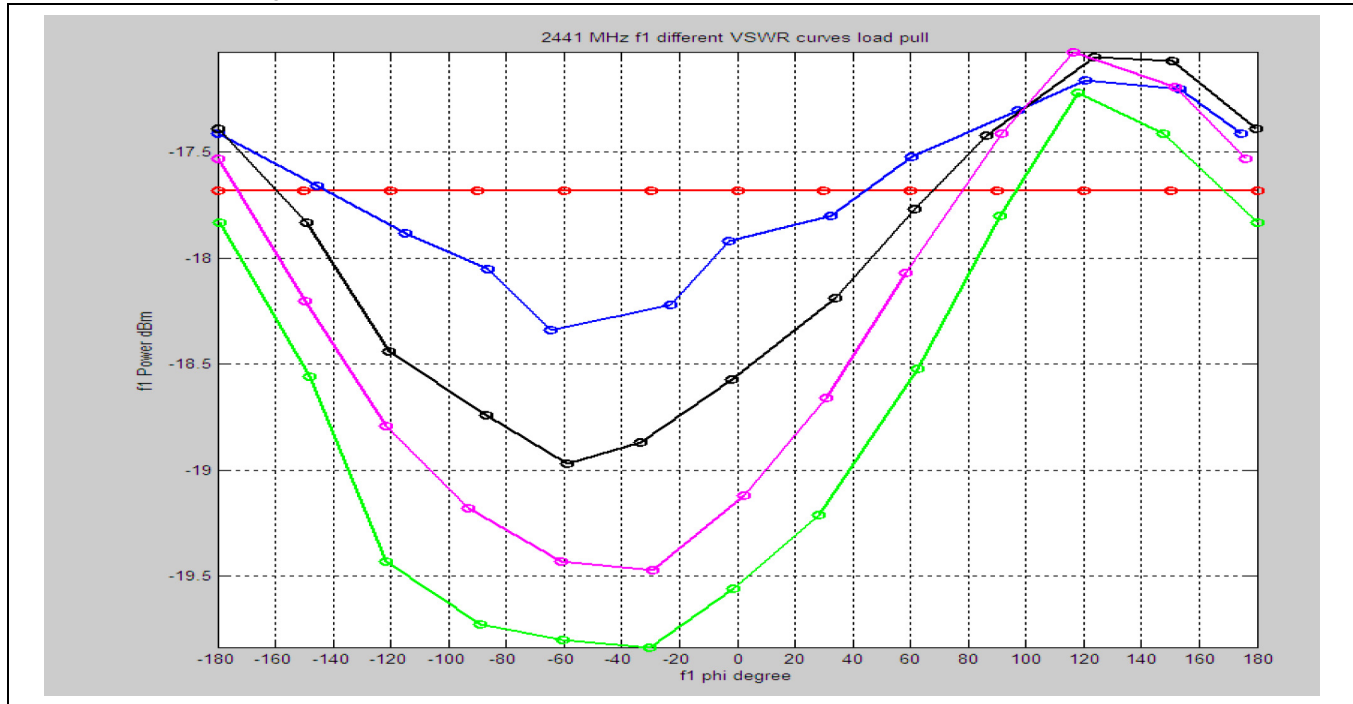


Figure 12.  $f_1 = 2f_0$  ( $f_0 = 2480$  MHz), Output Power vs. Phase at Different VSWRs

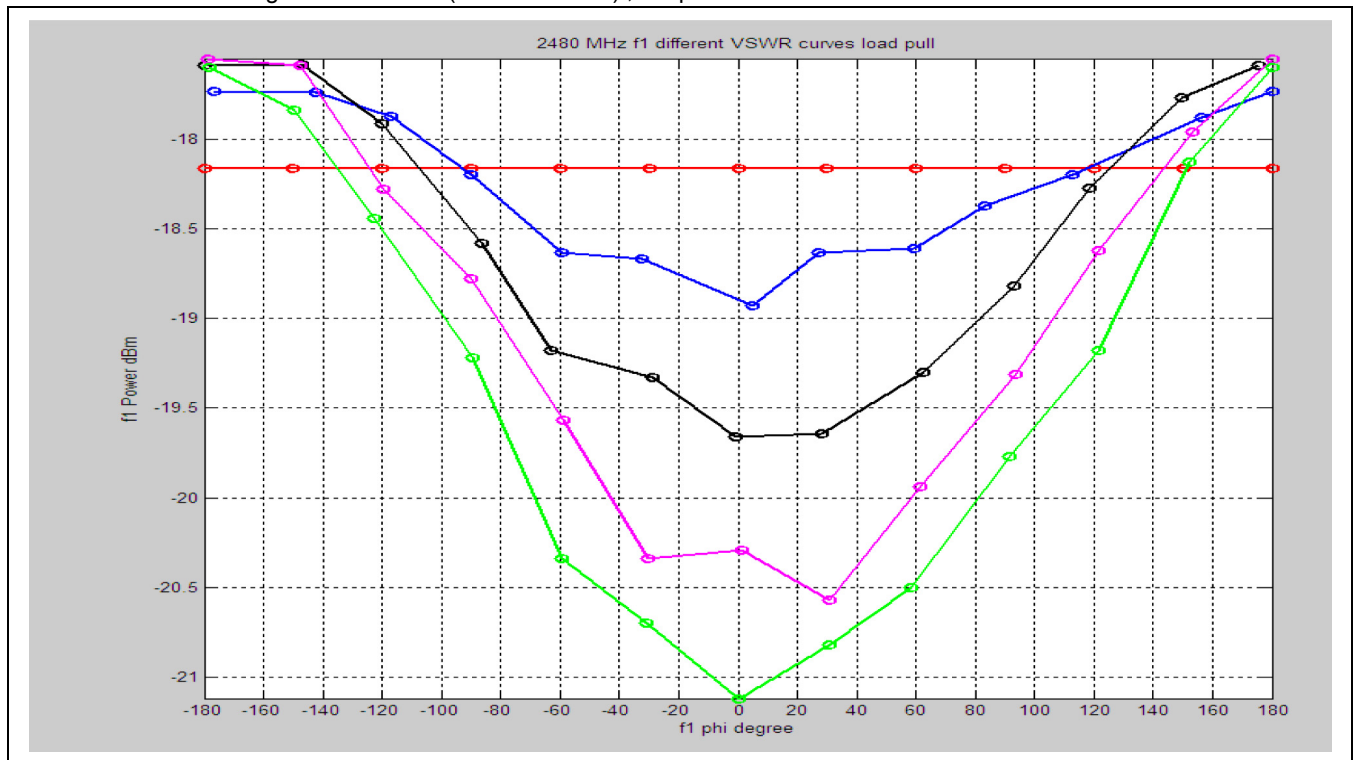


Figure 13. Legend for Figure 14, Figure 15, and Figure 16

- f2, VSWR = 1:1
- f2, VSWR = 2:1
- f2, VSWR = 1.5:1
- f2, VSWR = 2.5:1
- f2, VSWR = 3:1

Figure 14. f2 = 3f0 (f0 = 2402 MHz) , Output Power vs. Phase at Different VSWRs

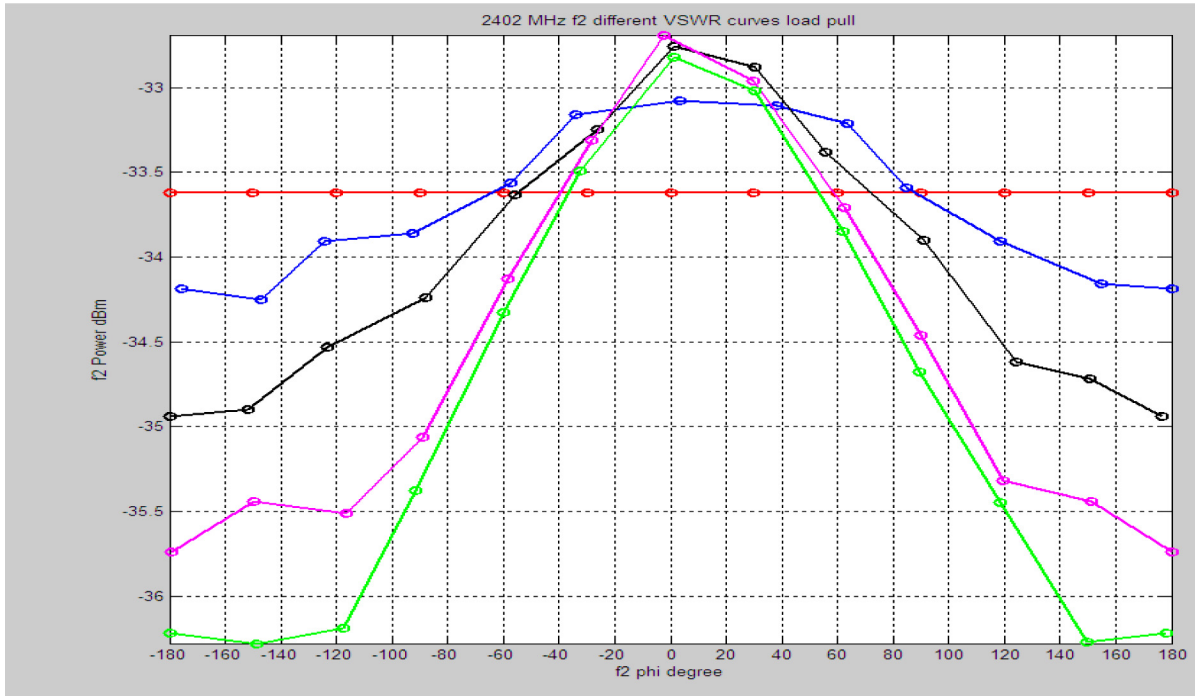
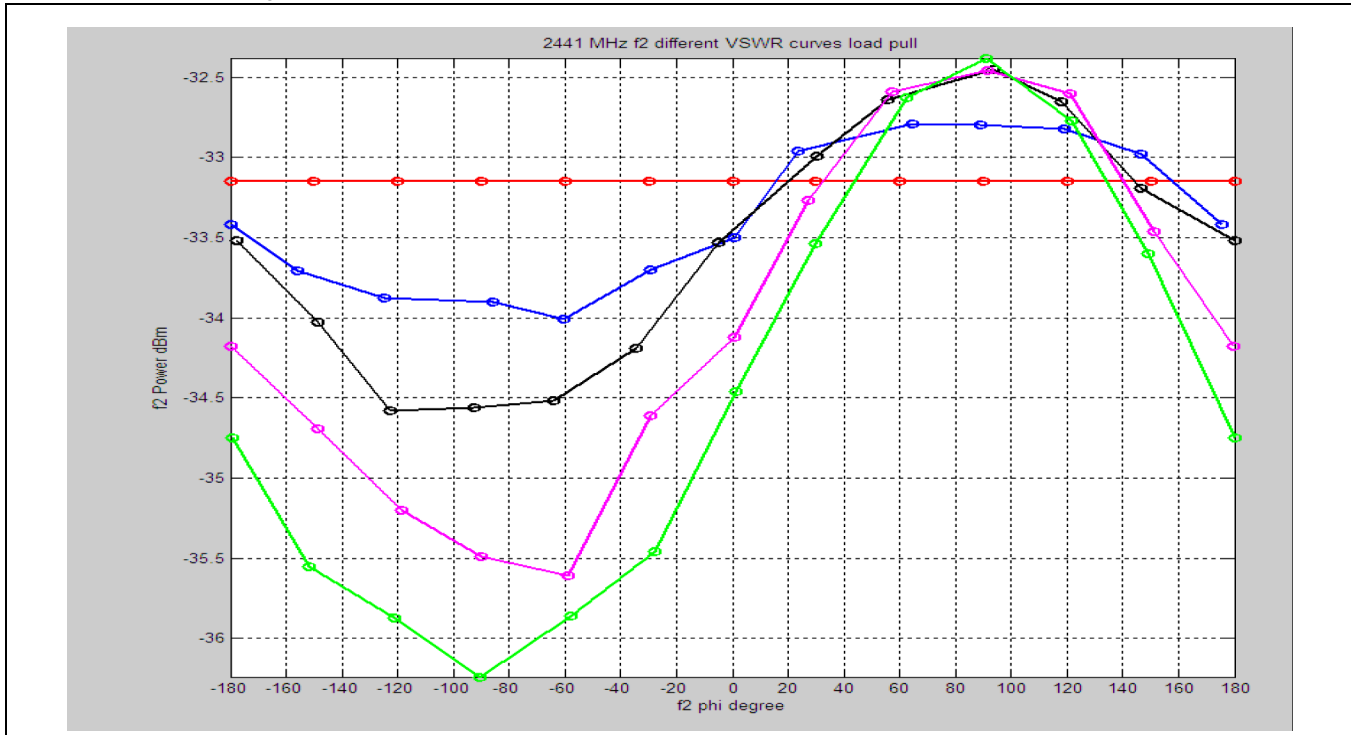
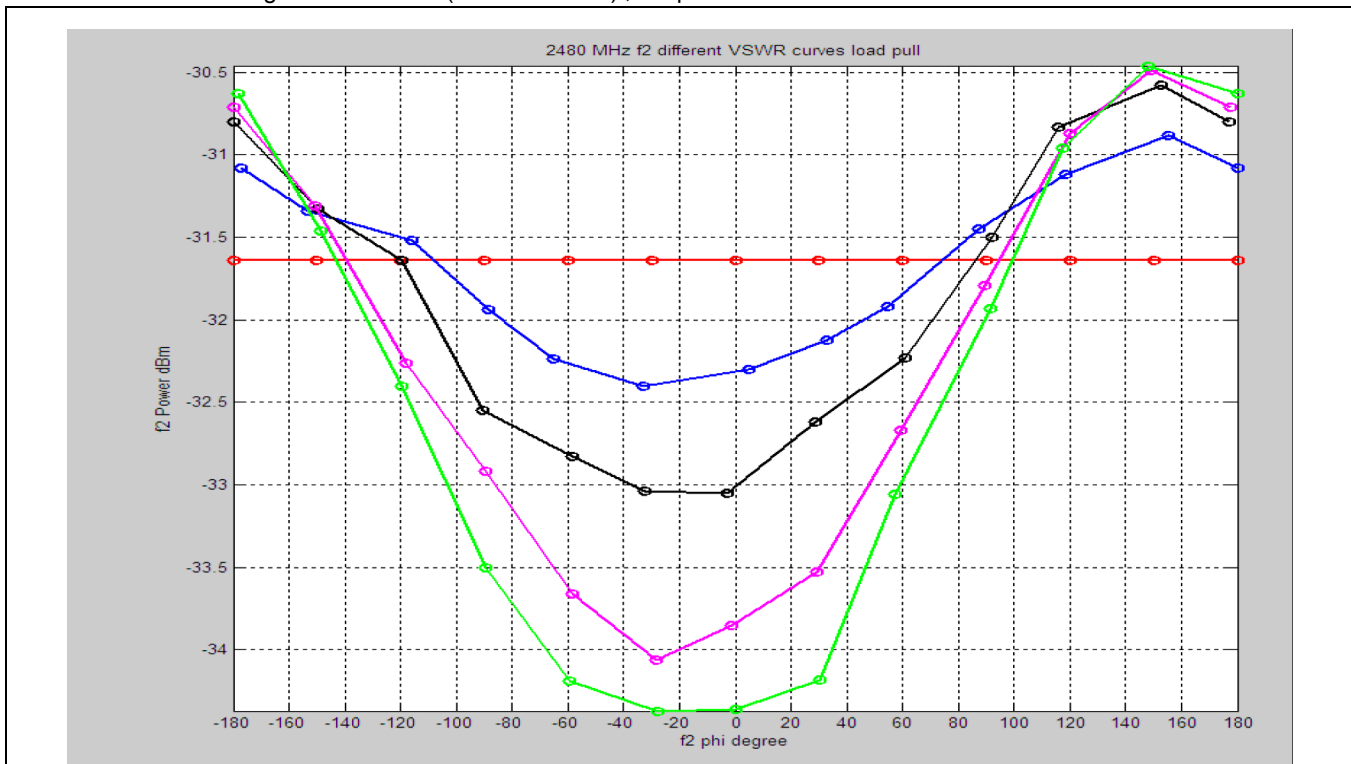


Figure 15.  $f_2 = 3f_0$  ( $f_0 = 2441$  MHz) , Output Power vs. Phase at Different VSWRs

 Figure 16.  $f_2 = 3f_0$  ( $f_0 = 2480$  MHz) , Output Power vs. Phase at Different VSWRs


#### 4.4 Load-Pull Contour for $VSWR \leq 3$ (at Bluetooth Harmonics)

Figure 17.  $2f_0$  Load-Pull Contour ( $f_0 = 2402$  MHz)

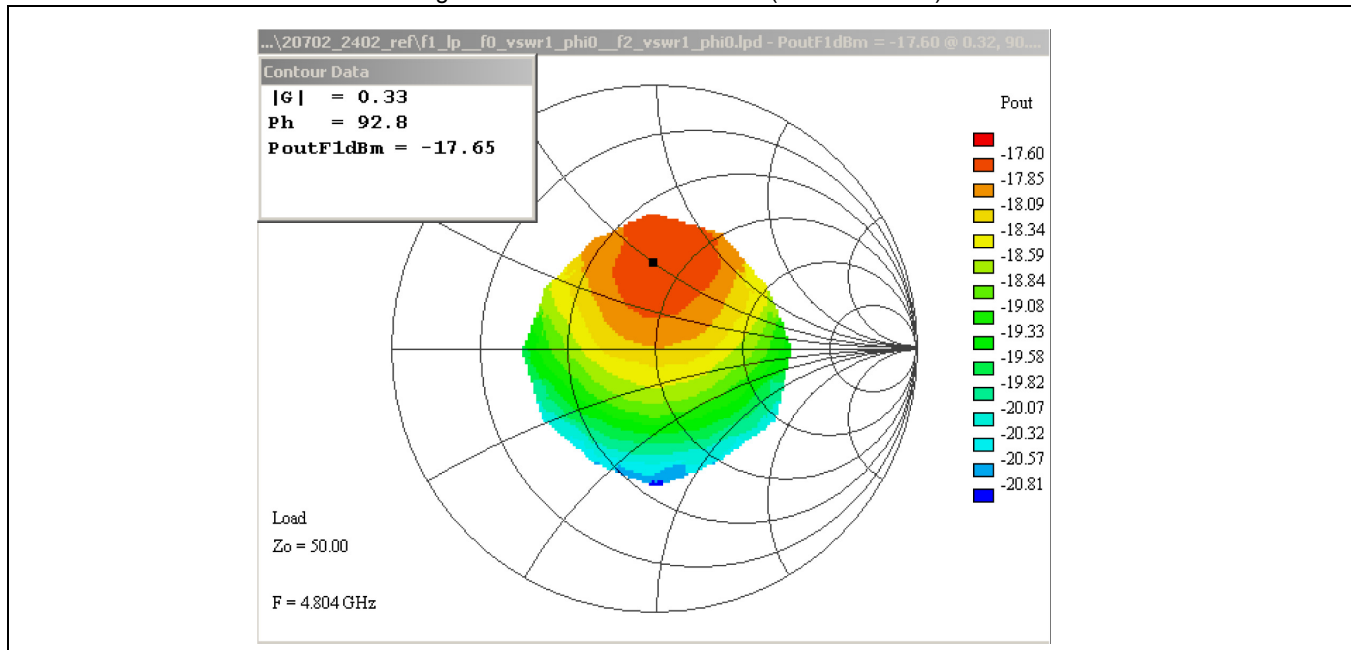


Figure 18.  $2f_0$  Load-Pull Contour ( $f_0 = 2441$  MHz)

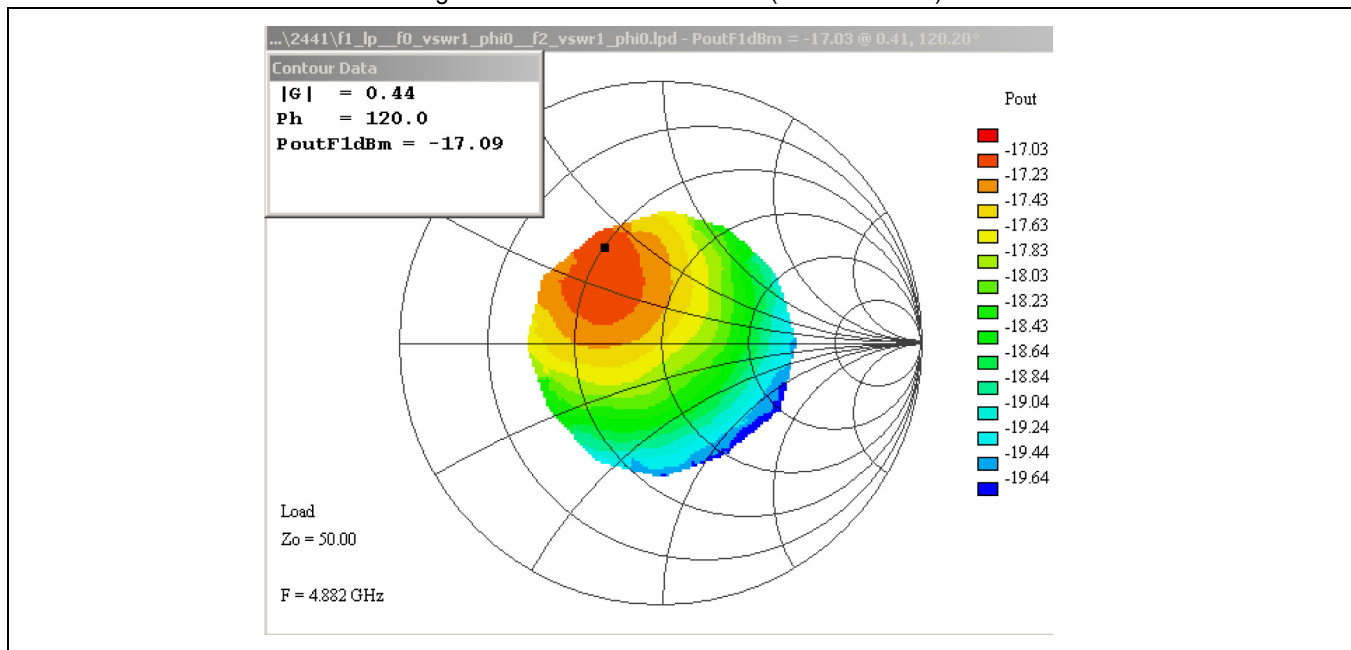


Figure 19. 2f0 Load-Pull Contour (f0 = 2480 MHz)

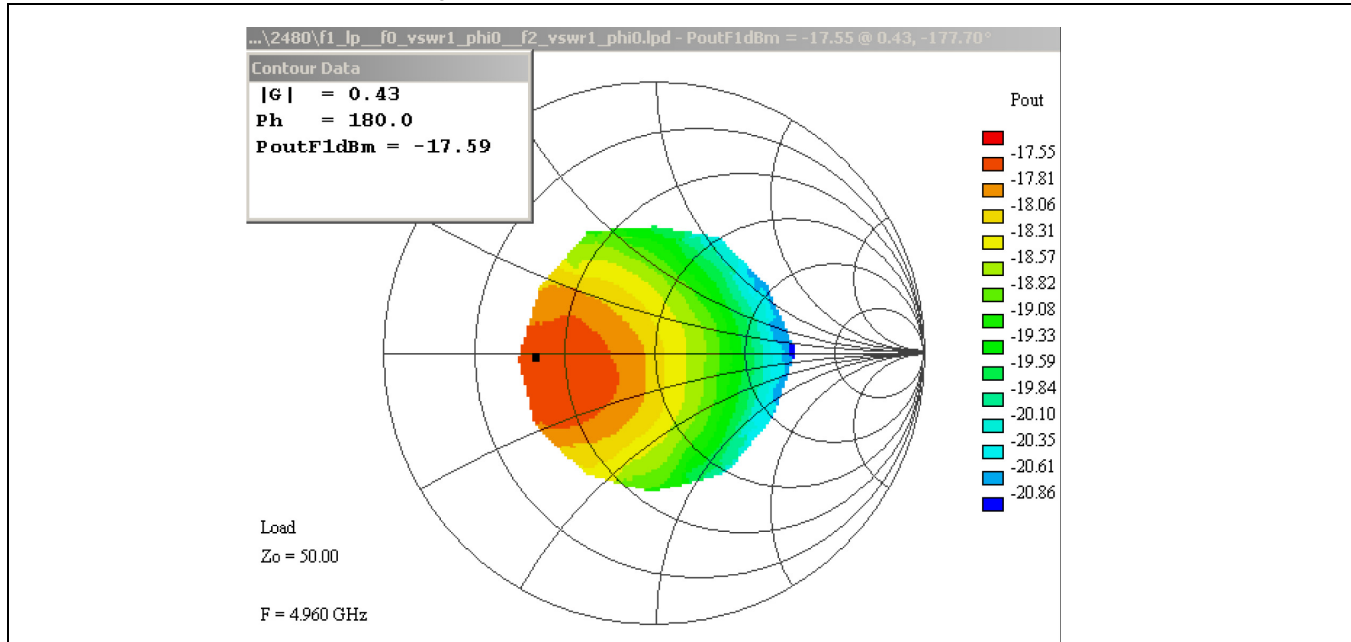


Figure 20. 3f0 Load-Pull Contour (f0 = 2402 MHz)

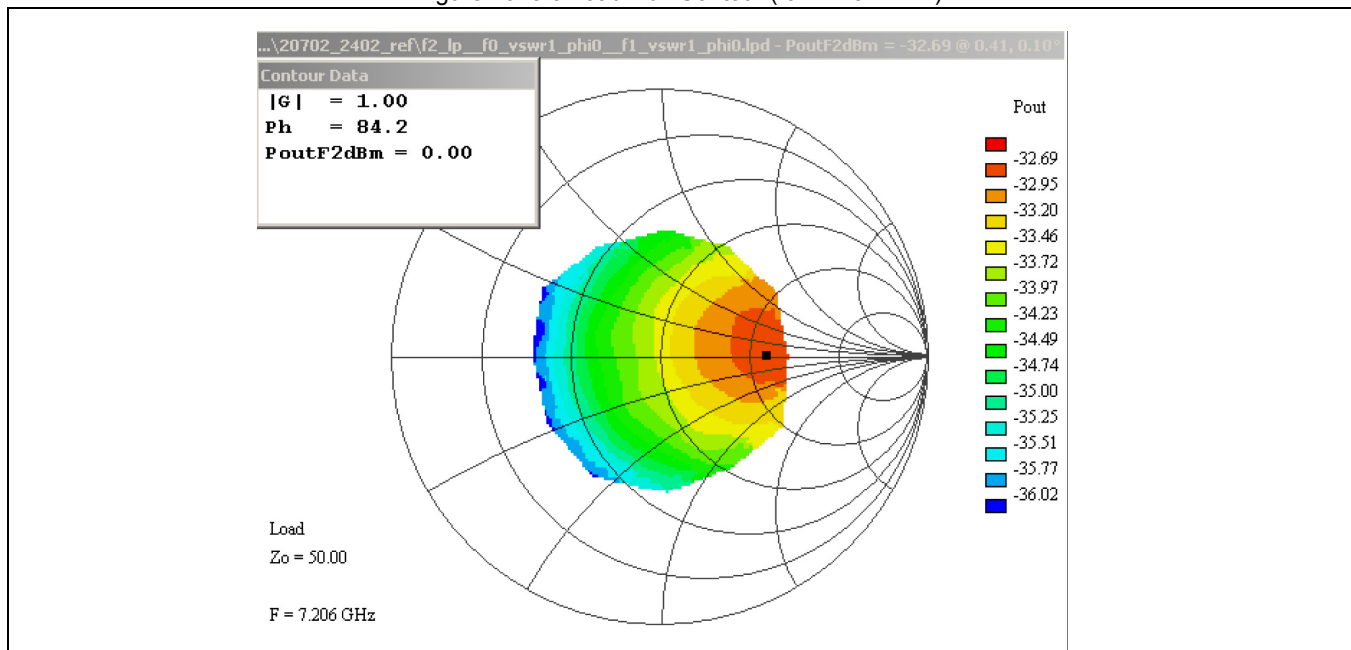


Figure 21. 3f0 Load-Pull Contour (f0 = 2441 MHz)

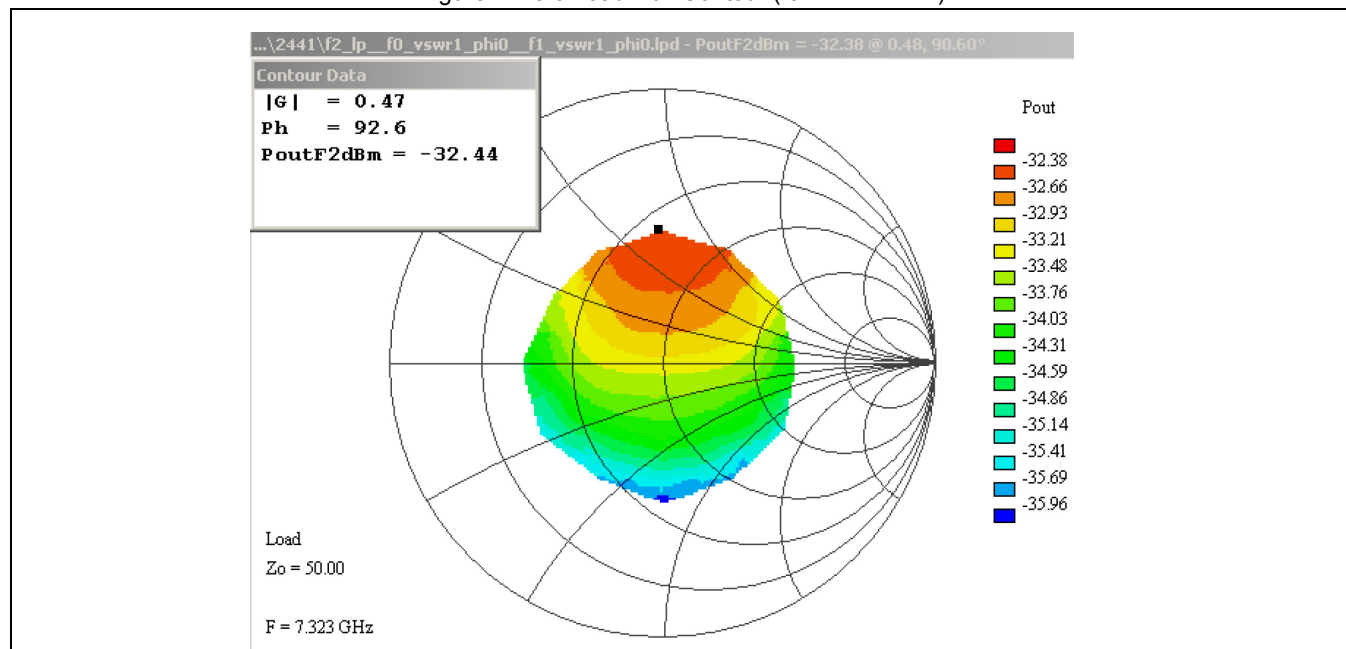
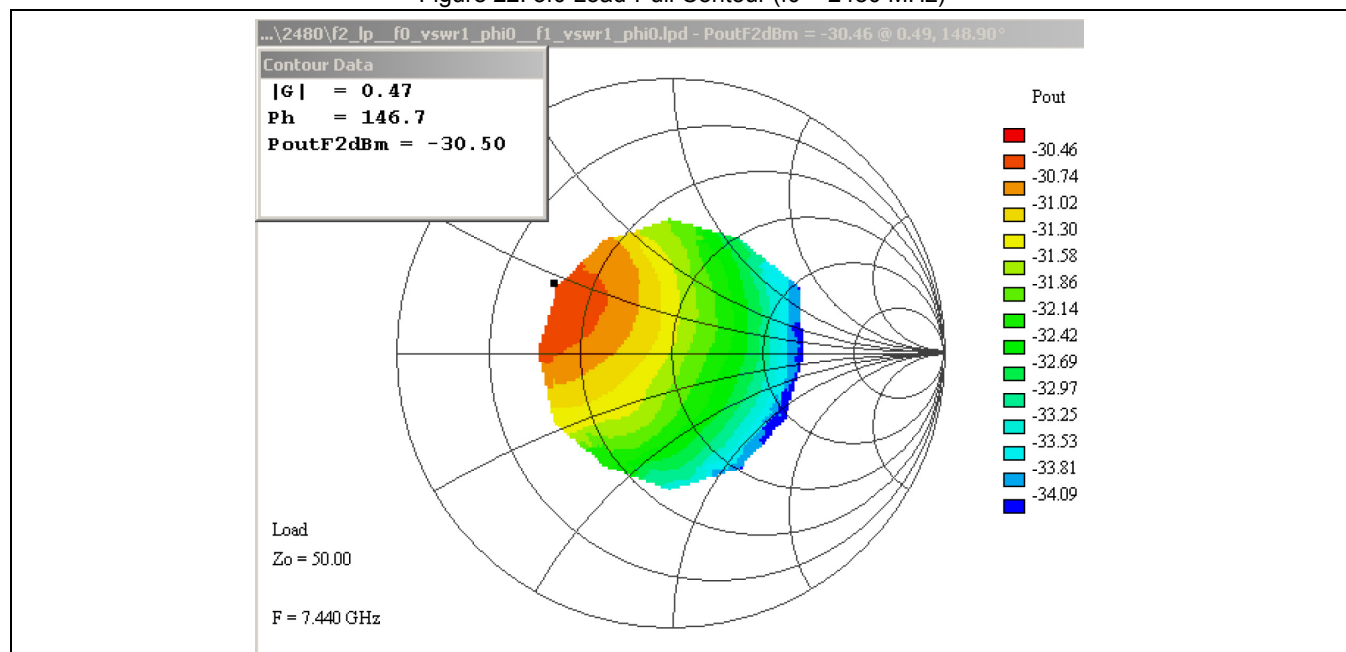


Figure 22. 3f0 Load-Pull Contour (f0 = 2480 MHz)



## 5 Acronyms and Abbreviations

In most cases, acronyms and abbreviations are defined on first use.

For a comprehensive list of acronyms and other terms used in Cypress documents, go to:  
<http://www.cypress.com/glossary>

## Document History Page

Document Title: AN214802 - Load-pull Measurements, Bluetooth Transmitter, Class 1				
Document Number: 002-14802				
Rev.	ECN No.	Orig. of Change	Submission Date	Description of Change
**	—	—	06/09/2011	20710-AN300-R Initial release
*A	5464908	UTSV	10/06/2016	Updated in Cypress template. Added Cypress Part Numbering Scheme.
*B	5879633	AESATMP8	09/11/2017	Updated logo and Copyright.

## Worldwide Sales and Design Support

Cypress maintains a worldwide network of offices, solution centers, manufacturer's representatives, and distributors. To find the office closest to you, visit us at [Cypress Locations](#).

### Products

ARM® Cortex® Microcontrollers	<a href="http://cypress.com/arm">cypress.com/arm</a>
Automotive	<a href="http://cypress.com/automotive">cypress.com/automotive</a>
Clocks & Buffers	<a href="http://cypress.com/clocks">cypress.com/clocks</a>
Interface	<a href="http://cypress.com/interface">cypress.com/interface</a>
Internet of Things	<a href="http://cypress.com/iot">cypress.com/iot</a>
Memory	<a href="http://cypress.com/memory">cypress.com/memory</a>
Microcontrollers	<a href="http://cypress.com/mcu">cypress.com/mcu</a>
PSoC	<a href="http://cypress.com/psoc">cypress.com/psoc</a>
Power Management ICs	<a href="http://cypress.com/pmic">cypress.com/pmic</a>
Touch Sensing	<a href="http://cypress.com/touch">cypress.com/touch</a>
USB Controllers	<a href="http://cypress.com/usb">cypress.com/usb</a>
Wireless Connectivity	<a href="http://cypress.com/wireless">cypress.com/wireless</a>

### PSoC® Solutions

[PSoC 1](#) | [PSoC 3](#) | [PSoC 4](#) | [PSoC 5LP](#) | [PSoC 6](#)

### Cypress Developer Community

[Forums](#) | [WICED IOT Forums](#) | [Projects](#) | [Video](#) | [Blogs](#) | [Training](#) | [Components](#)

### Technical Support

[cypress.com/support](http://cypress.com/support)

All other trademarks or registered trademarks referenced herein are the property of their respective owners.



Cypress Semiconductor  
 198 Champion Court  
 San Jose, CA 95134-1709

© Cypress Semiconductor Corporation, 2011-2017. This document is the property of Cypress Semiconductor Corporation and its subsidiaries, including Spanion LLC ("Cypress"). This document, including any software or firmware included or referenced in this document ("Software"), is owned by Cypress under the intellectual property laws and treaties of the United States and other countries worldwide. Cypress reserves all rights under such laws and treaties and does not, except as specifically stated in this paragraph, grant any license under its patents, copyrights, trademarks, or other intellectual property rights. If the Software is not accompanied by a license agreement and you do not otherwise have a written agreement with Cypress governing the use of the Software, then Cypress hereby grants you a personal, non-exclusive, nontransferable license (without the right to sublicense) (1s) under its copyright rights in the Software (a) for Software provided in source code form, to modify and reproduce the Software solely for use with Cypress hardware products, only internally within your organization, and (b) to distribute the Software in binary code form externally to end users (either directly or indirectly through resellers and distributors), solely for use on Cypress hardware product units, and (2) under those claims of Cypress's patents that are infringed by the Software (as provided by Cypress, unmodified) to make, use, distribute, and import the Software solely for use with Cypress hardware products. Any other use, reproduction, modification, translation, or compilation of the Software is prohibited.

TO THE EXTENT PERMITTED BY APPLICABLE LAW, CYPRESS MAKES NO WARRANTY OF ANY KIND, EXPRESS OR IMPLIED, WITH REGARD TO THIS DOCUMENT OR ANY SOFTWARE OR ACCOMPANYING HARDWARE, INCLUDING, BUT NOT LIMITED TO, THE IMPLIED WARRANTIES OF MERCHANTABILITY AND FITNESS FOR A PARTICULAR PURPOSE. To the extent permitted by applicable law, Cypress reserves the right to make changes to this document without further notice. Cypress does not assume any liability arising out of the application or use of any product or circuit described in this document. Any information provided in this document, including any sample design information or programming code, is provided only for reference purposes. It is the responsibility of the user of this document to properly design, program, and test the functionality and safety of any application made of this information and any resulting product. Cypress products are not designed, intended, or authorized for use as critical components in systems designed or intended for the operation of weapons, weapons systems, nuclear installations, life-support devices or systems, other medical devices or systems (including resuscitation equipment and surgical implants), pollution control or hazardous substances management, or other uses where the failure of the device or system could cause personal injury, death, or property damage ("Unintended Uses"). A critical component is any component of a device or system whose failure to perform can be reasonably expected to cause the failure of the device or system, or to affect its safety or effectiveness. Cypress is not liable, in whole or in part, and you shall and hereby do release Cypress from any claim, damage, or other liability arising from or related to all Unintended Uses of Cypress products. You shall indemnify and hold Cypress harmless from and against all claims, costs, damages, and other liabilities, including claims for personal injury or death, arising from or related to any Unintended Uses of Cypress products.

Cypress, the Cypress logo, Spanion, the Spanion logo, and combinations thereof, WICED, PSoC, CapSense, EZ-USB, F-RAM, and Traveo are trademarks or registered trademarks of Cypress in the United States and other countries. For a more complete list of Cypress trademarks, visit [cypress.com](http://cypress.com). Other names and brands may be claimed as property of their respective owners.