



Power & Sensor Systems Business Update

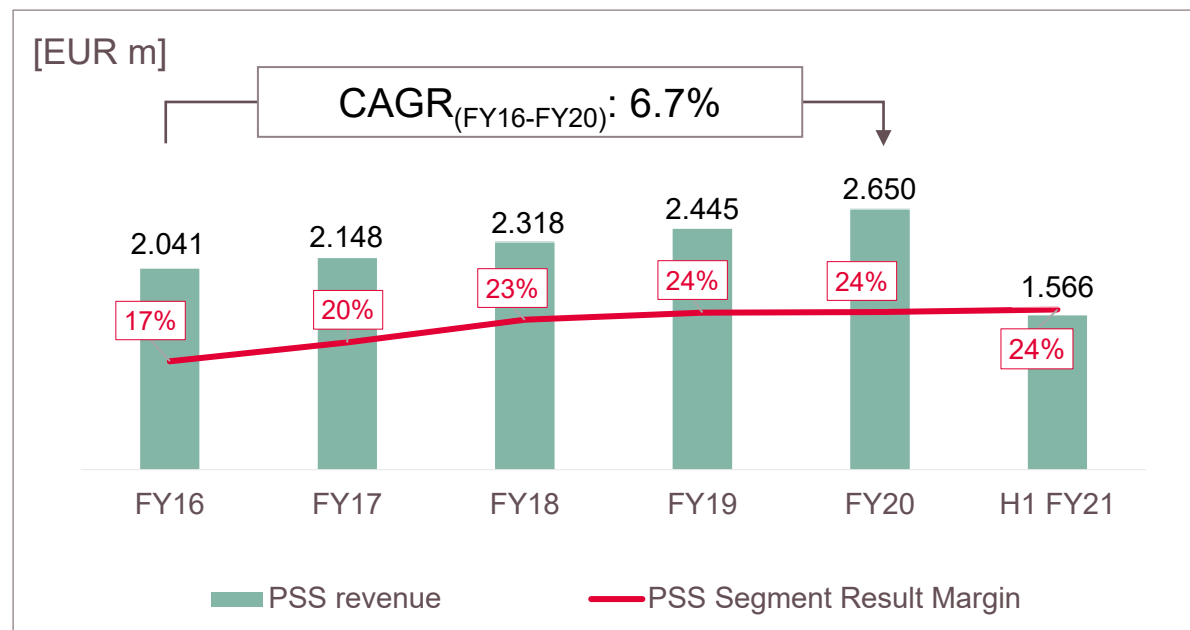
1 July 2021

Andreas Urschitz, Division President Power & Sensor Systems

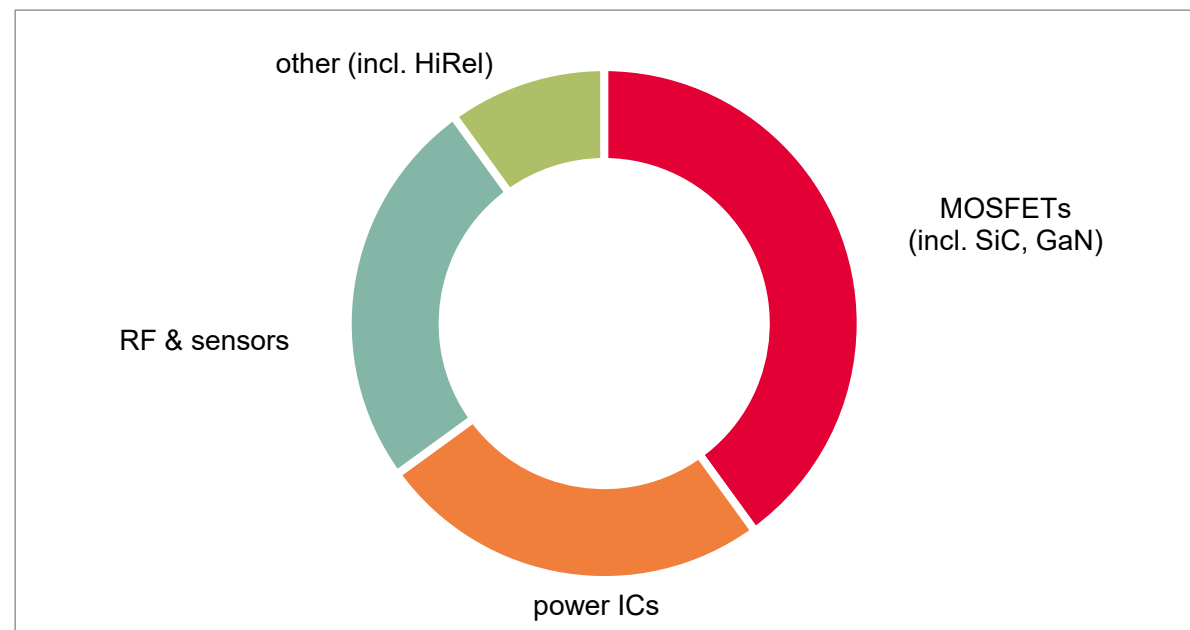


PSS at a glance


PSS revenue and Segment Result Margin


















FY20 revenue split by product group



Key customers



Market outlook for PSS division's target applications

Applications (% of FY20 segment revenue)*	Market Outlook for H2 CY21	Market Outlook for CY22
 <p>Computing ~20%</p>	 <ul style="list-style-type: none"> › Acceleration towards cloud computing to continue › Pandemic-driven stay at home and work at home effects continue to favor notebook sales 	 <ul style="list-style-type: none"> › Structural drivers expected to stay in cloud computing and good momentum for enterprise servers › Demand for CY22 supported by limited supply in CY21 (catch-up effects)
 <p>Communication ~9%</p>	 <ul style="list-style-type: none"> › In general, long-term drivers due to 5G still intact › However, trade tensions generate some uncertainty around speed of roll-out in China and other regions 	 <ul style="list-style-type: none"> › 5G cycle will continue to drive telecom equipment spending in CY22
 <p>Smartphone ~19%</p>	 <ul style="list-style-type: none"> › Strong rebound expected driven mainly by economic recovery and migration towards 5G phones › Potential risk due to reduced smartphone growth due to shortages, regional weaker demand (India/ China), 5G slower boost than expected 	 <ul style="list-style-type: none"> › 5G replacement cycle expected to continue to drive demand growth
 <p>Consumer ~20%</p>	 <ul style="list-style-type: none"> › Consumer electronics, including e.g. game consoles, clear beneficiaries from stay at home › Battery-powered tools continue to show strong momentum › Consumer spending may be re-allocated to more leisure-oriented activities 	 <ul style="list-style-type: none"> › Demand expected to decline in some consumer areas as TVs in light of re-allocation of consumer spending
 <p>Industrial ~23%</p>	 <ul style="list-style-type: none"> › Automotive and other industrial segments show strong recovery; however, automotive production has taken hits from chip shortages 	 <ul style="list-style-type: none"> › Demand in renewable energy, EV charging and automotive expected to be healthy › Tailwinds from stimuli packages for EV and green energy in US and EU




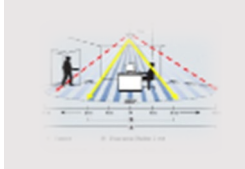
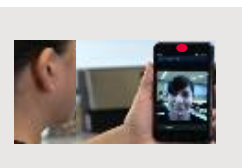



* does not sum up to 100% due to other applications not shown here



PSS – RF and Sensing



Main applications addressed by PSS sensors portfolio

MEMS microphone	3D radar (24/60 GHz)	3D ToF image sensor	Environmental
 <p>Best audio performance</p>  <p>Low power consumption</p>	 <p>Ultra-low power consumption</p>  <p>Presence detection/ Vital Sensing</p>	 <p>Best price / performance</p>  <p>Face ID (biometrics), VR/AR</p>	 <p>14.0 x 13.6 x 7.5 mm³</p> <p>High precision and Small form factor</p>  <p>Measure CO₂</p>

Main applications

› Smartphone

› True wireless stereo headsets

› Smart speaker

› Laptop & Tablet

› Automotive

› Smart home

› TV

› Security camera

› Smart building

› Smartphone: world-facing and user-facing

› Robotics

› Automotive in-cabin sensing

› Payment terminals

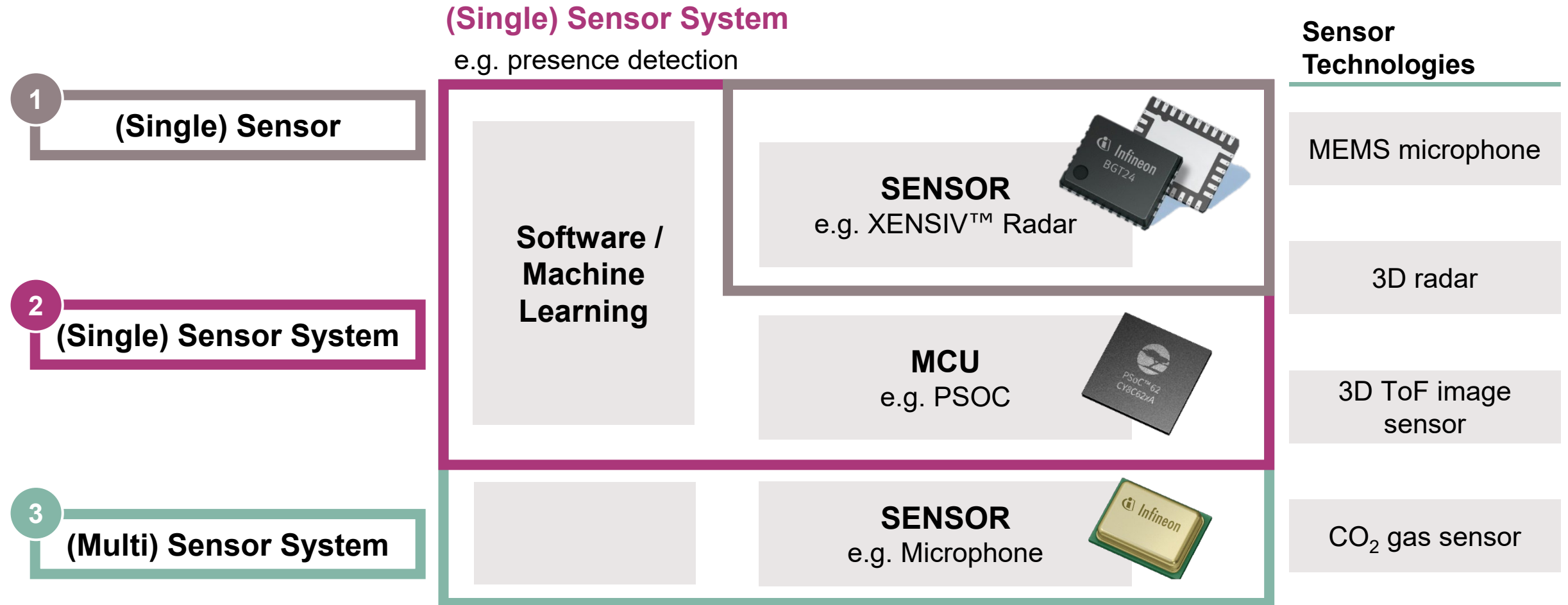
› Heating, ventilation, air conditioning (HVAC)

› Air purifier

› Smart thermostat

› CO₂/virus risk reduction

Based on our technology leadership in sensors we are providing three different alternatives to our customers



Increasing focus on cooperation with market forming customers

Customers




Joint innovations

SONY



Sony High-End over-ear headset with MEMS microphone

eesy INNOVATION



Portable CO₂ measurement enabled by the CO₂Go device

mi xiaomi



Xiaomi Mijia 1T smart vacuum cleaner

SAMSUNG




Samsung Frame TV with 60Ghz solution


Very good traction with high-end sealed dual-membrane technology in hearables

Infineon's sealed dual-membrane (SDM) XENSIV™ MEMS microphone boosts audio pick-up quality

- › Besides high-end smart phones hearables are a major growth driver. Stable and fast growth of hearables market continues
- › Projects with OEMs in Europe, US and Japan for true wireless earbuds and over-ear headsets with up to 9 microphones
- › Further microphone innovation projects in the pipeline to support hearable trends:
 - Augmented hearing
 - Miniaturization
 - Voice as human machine interface
 - Voice pick-up in very noisy environments
 - 3D recording

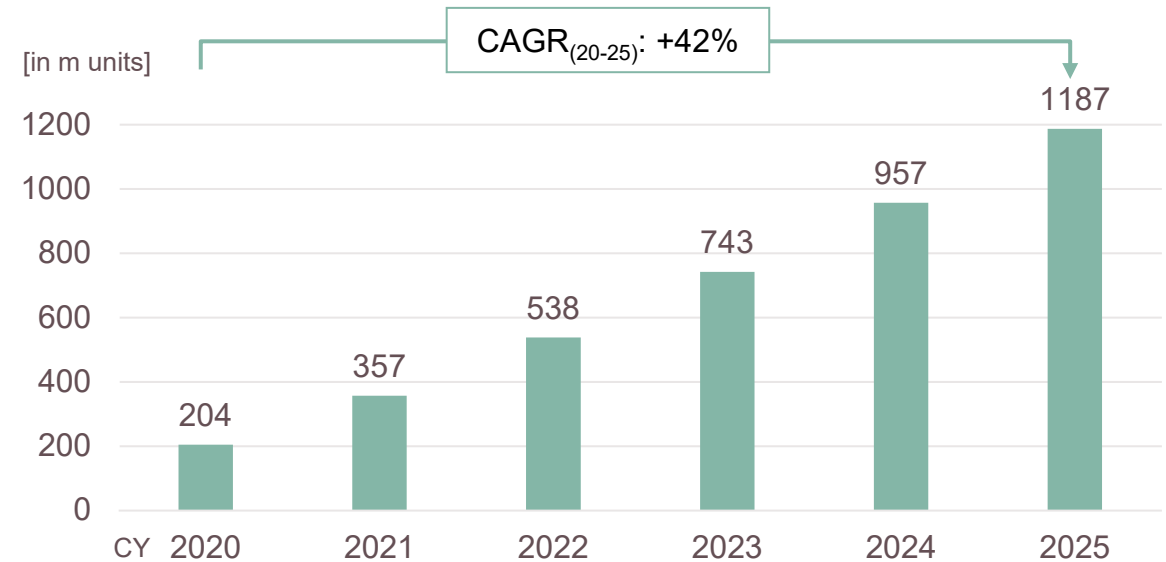


XENSIV™ SDM MEMS microphone



* Source: Strategy Analytics: *Global Bluetooth TWS Headset Sales and Revenue Forecast to 2025*. January 2021

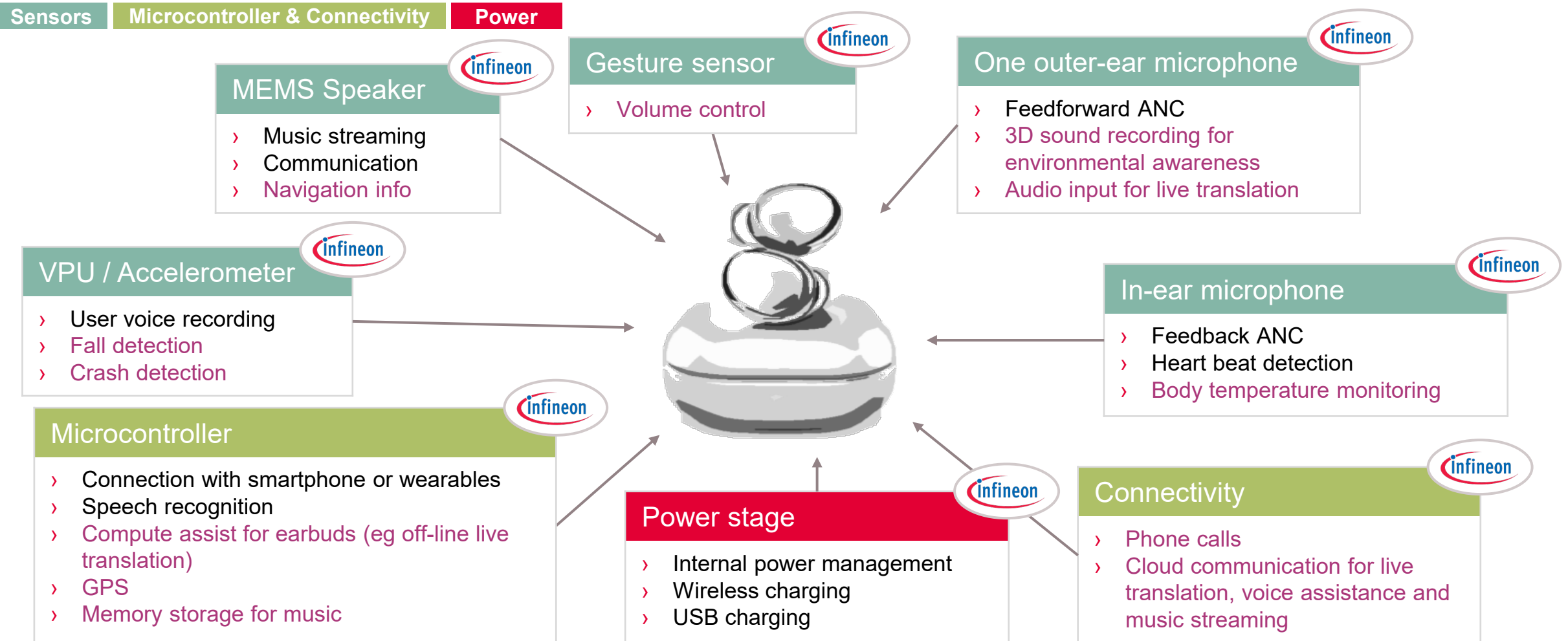
True Wireless Stereo (TWS) headsets sales*



- › Popular features like active noise cancellation or transparent hearing require up to 9 microphones. Traditional wired headsets include only 1 microphone
- › Product portfolio will be increased by two additional high-end microphones launching this year

For Infineon TWS is a large business opportunity for sensors but also for microcontrollers, connectivity and power

Current use cases / New features and use cases in the future



Radar offers several use cases for presence detection and health monitoring

Presence detection

- › **Room Occupancy Devices**
e.g. human localization & counting
- › **Occupancy based heating and ventilation**
e.g. reduction of CO2 level to prevent spreading of diseases
- › **Device switch on/off**
e.g. reduction of energy consumption (e.g. lamp, TV, air conditioning...)
- › **Directional audio effects on individuum**
e.g. to improve audio quality (e.g. smart speaker, TV)
- › **Home surveillance**
e.g. detection of intruders

Health monitoring

- › **Sleep monitoring**
Sleep detection, sleep quality, apnea & snoring detection (radar combined with MEMS microphone)
- › **Vital sensing for home Fitness**
Heart rate and breathing rate measurement (person standing still after exercise)

Segmentation with radar enables smart devices to recognize each person in the room



3D ToF under-display image sensor available in Q4 FY21

- › Latest smartphone designs with a full-screen display without a notch or punch-hole are requiring under-display cameras
- › Infineon is developing a under-display turnkey-solution for ToF world- and user-facing applications with very high performance
- › The gray value and depth data quality of the under-display images are as good as those obtained with traditional over-display concepts for critical applications like secure face ID
- › The solution is being developed together with partners. Infineon contributes the high end semiconductor technology, pmd technologies its time-of-flight expertise and imaging specialist Arcsoft the high-end algorithms
- › The new under-display solution will be available in the fourth quarter of FY21



Infineon 3D ToF is a versatile technology for many consumer applications



Mobile Phones – User Facing

Face ID



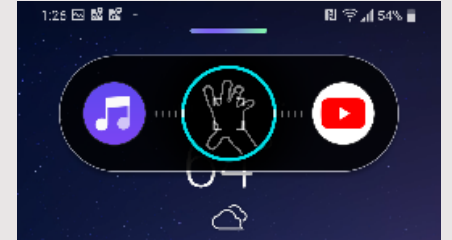
Hand ID



Payment



3D Gestures



Mobile Phones – World Facing

Bokeh



Virtual Retail



AR Gaming



3D Scanning



Consumer Robotics

Robot



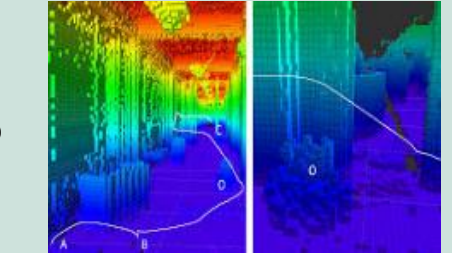
Last Mile



Collision avoidance



Navigation

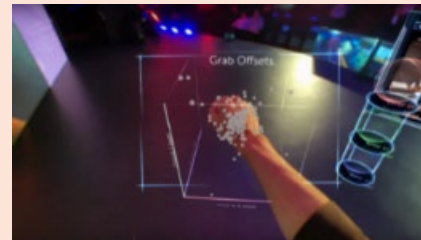


Augmented- & Virtual Reality

AR




Control



AR Gaming



Mapping



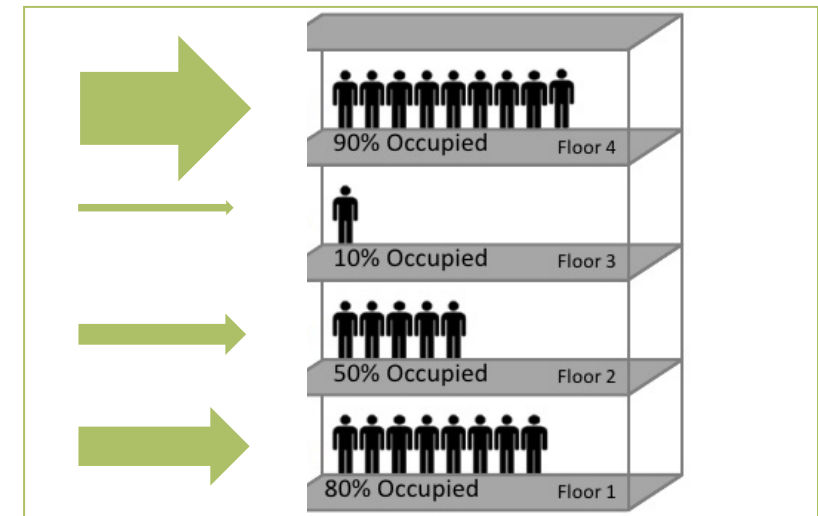

Infineon XENSIV™ PAS CO₂ sensor enables highly-precise CO₂ measuring in an extremely small size

Photoacoustic spectroscopy (PAS) technology based on Infineon's high (SNR) signal-to-noise ratio MEMS microphone

- › Infineon XENSIV™ PAS CO₂ sensor enables highly-precise, cost-effective and space saving CO₂ measuring
- › The technology offers an exceptionally small form factor (14 mm x 13.8 mm x 7.5 mm) that is 4x smaller and 3x lighter (2 grams) than the typical NDIR (non-dispersive infrared) sensor, allowing for more than 75% space savings in customer systems
- › The SMD package ensures compatibility with high-volume manufacturing standards, enabling cost-effective, fast assembly and system integration
- › Advanced compensation and configuration algorithms enable a plug-&-play sensor performance and fast design-to-market

XENSIV™ PAS CO₂ leads to demand-oriented & energy efficient control of air conditioning systems

XENSIV™ PAS CO₂ sensor measures the CO₂ level



Infiniteon's product portfolio perfectly fits into existing key elements of a Smart Building



Lighting

- › LED drivers, lighting control, sensor solutions for presence detection

Network Power Infrastructure

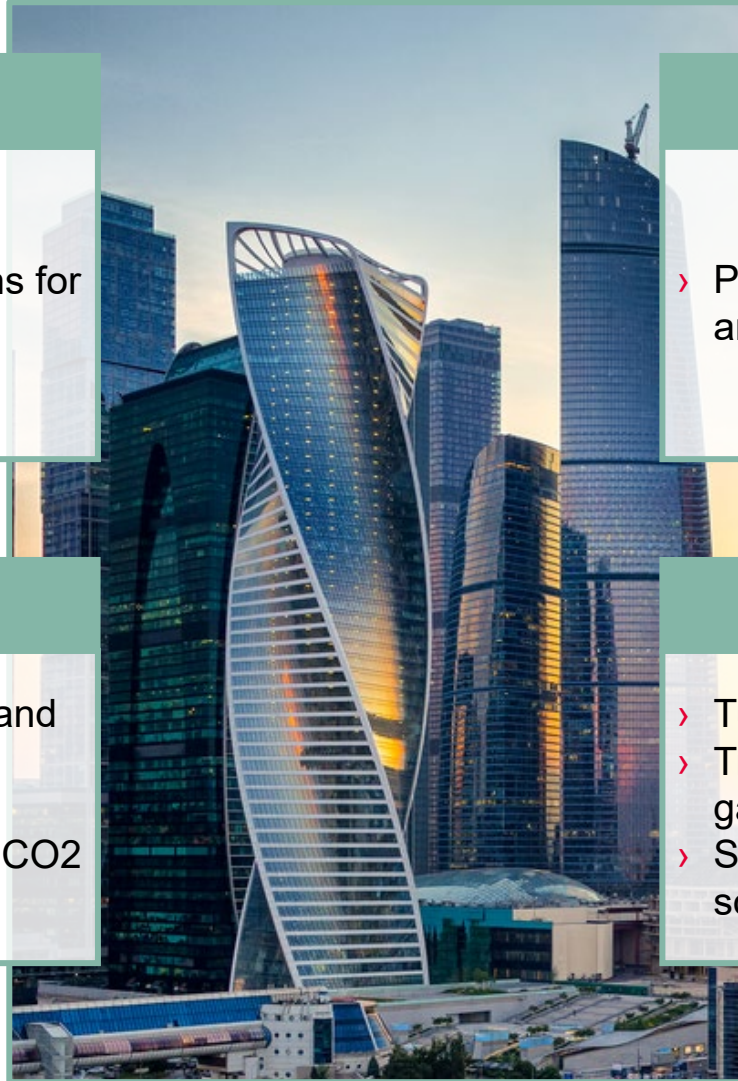
- › Power MOSFETs, power control ICs for reliable and power efficient network power infrastructure

HVAC systems

- › Intelligent power modules for motor control and sensor portfolio for airflow & air quality measurement and IoT use cases such as zoning or predictive maintenance (e.g. PAS CO2 sensor, pressure sensor, radar sensor)

Access control systems

- › Turnkey smart card security solutions
- › Trusted platform modules (TPMs) for security gateways
- › Secure elements for embedded access control solutions



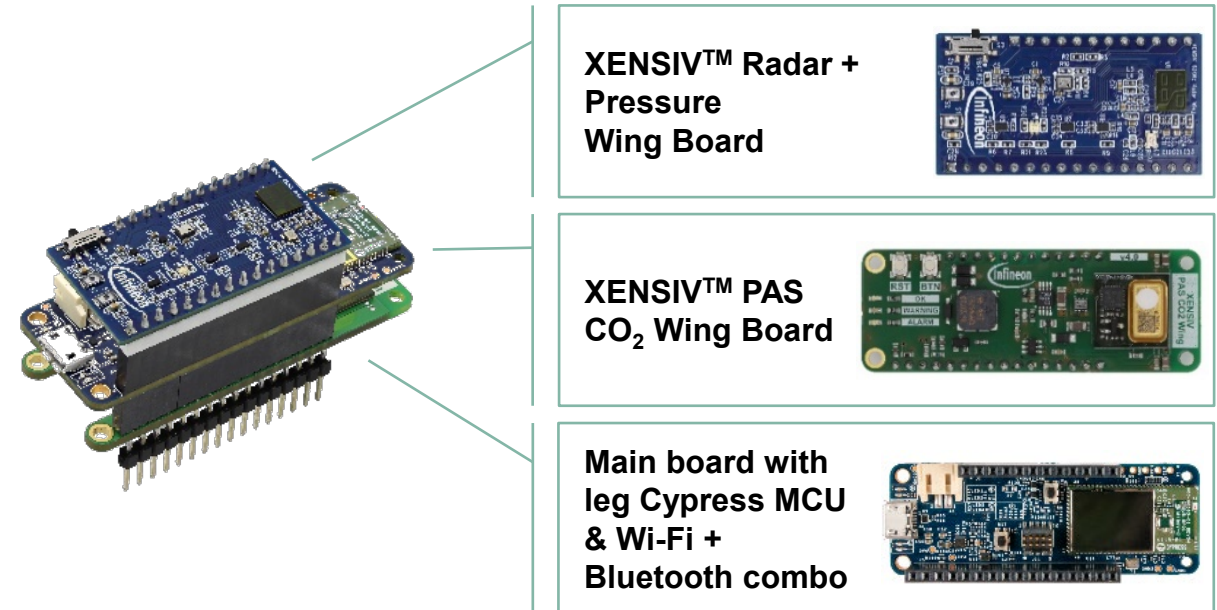
Infiniteon system solution addresses IoT market via combining XENSIV™ sensors, PSoC™ 6 MCU & connectivity

Key facts

- › Infineon offers system solutions comprising of sensor, MCU, connectivity and software libraries (apps, SDKs)
- › BLE functionality monolithically integrated on MCU
- › IoT target applications for radar: entrance control or presence detection for smart home and smart building
- › Radar solutions are anonymous and therefore respecting privacy
- › First orders for presence detection received from several Asian customers
- › Radar solution can perfectly be combined with Infineon's XENSIV™ PAS CO2 sensor for air quality monitoring



Example offering: Combination of sensors, microcontrollers and connectivity in development kit



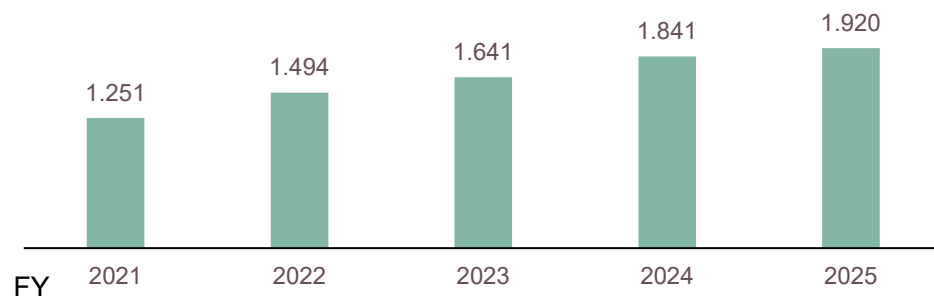
Advantages of radar over passive infrared

- › super compact design; smaller system sizes
- › determination of person's direction, speed, distance
- › programmable; can flexibly be adapted to the target application
- › higher accuracy; more precise measurements of detected objects

Sensor markets targeted by PSS offer attractive growth potential

MEMS microphone market

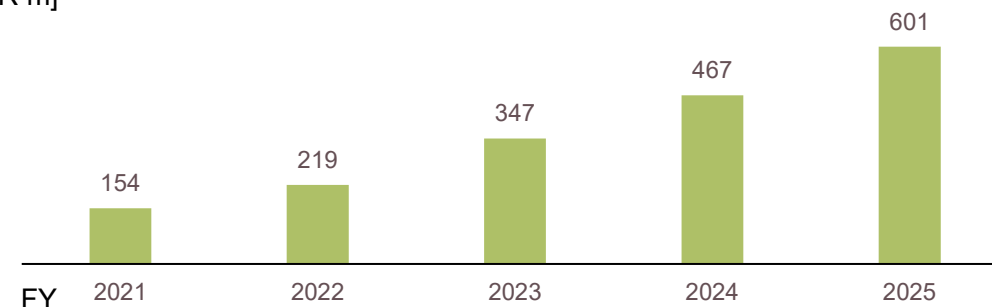
[EUR m]



Source: Infineon estimates

Radar IC market (24 GHz and 60 GHz only)

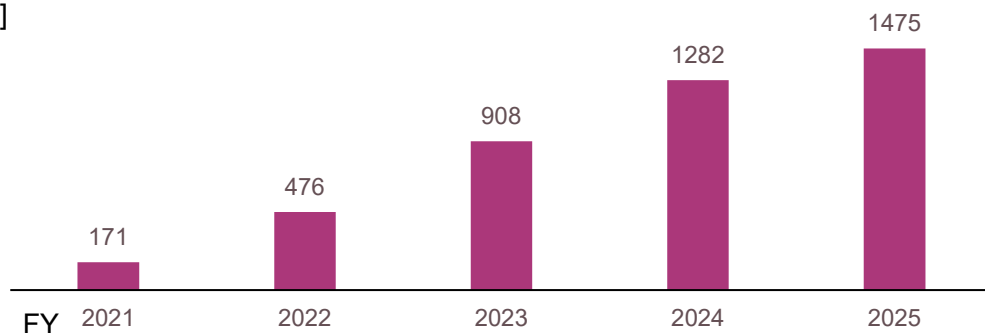
[EUR m]



Source: Infineon estimates

3D ToF image sensor market

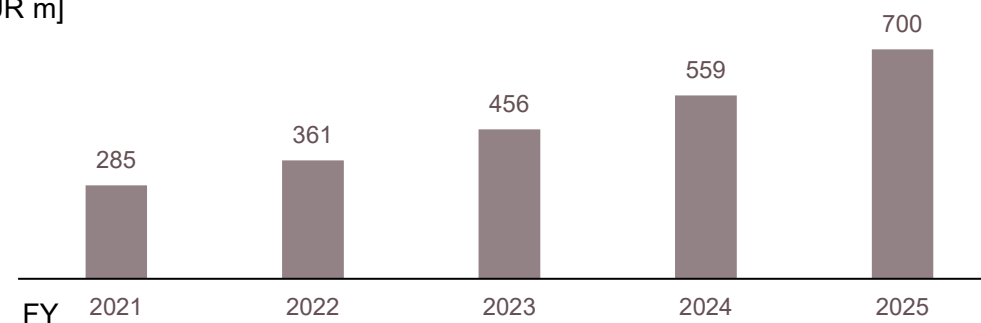
[EUR m]



Source: Infineon estimates

Environmental sensor market*

[EUR m]



* Infineon is addressing smart building, smart home, smart appliances, consumer IoT devices and automotive.
Source: Infineon estimates



Part of your life. Part of tomorrow.



- › Born in 1972 in Klagenfurt, Austria
- › Studies of Commercial Science at WU Vienna
- › First position within Infineon in product planning & strategy
- › Further positions in production, sales and marketing
- › Since 2012: Division President Power & Sensor Systems (PSS) (formerly PMM)
 - Since 2012, PSS revenue grew by a factor of three and PSS' market share in the area of power semiconductors (MOSFETs) more than doubled*
 - PSS results FY20: Revenue: €2,650 million, Segment result: €636 million, Segment result margin: 24%*

* Source: Infineon Annual Report, 2012 and 2020

Glossary

ANC	adaptive noise cancellation
AR	augmented reality
BLE	Bluetooth Low Energy
CAGR	compound annual growth rate
GaN	gallium nitride
GPS	global positioning system
HVAC	heating, ventilation, air conditioning
IC	integrated circuit
ID	Identification
IoT	Internet of Things
MCU	microcontroller unit
MEMS	micro electro-mechanical systems
MOSFET	metal-oxide silicon field-effect transistor
NDIR	non-dispersive infrared
OEM	original equipment manufacturer
PAS	photoacoustic spectroscopy

PSoC	programmable system-on-chip
RF	radio frequency
SDM	sealed dual-membrane
Si	silicon
SiC	silicon carbide
SMD	surface-mounted device
SNR	signal-to-noise ratio
SoC	system-on-chip
ToF	time-of-flight
TPM	trusted platform module
TWS	true wireless stereo
USB	universal serial bus
VPU	voice processing unit
VR	virtual reality
Wi-Fi	wireless fidelity

Disclaimer

Disclaimer

This presentation contains forward-looking statements about the business, financial condition and earnings performance of the Infineon Group. These statements are based on assumptions and projections resting upon currently available information and present estimates. They are subject to a multitude of uncertainties and risks. Actual business development may therefore differ materially from what has been expected. Beyond disclosure requirements stipulated by law, Infineon does not undertake any obligation to update forward-looking statements.

Specific disclaimer for Omdia – part of Informa Tech – reports, data and information referenced in this document:

The Omdia reports, data and information referenced herein (the “Omdia Materials – mostly former IHS Markit Technology Materials”) are the copyrighted property of Informa Tech Research Ltd. and its subsidiaries or affiliates (together “Informa Tech”) and represent data, research, opinions or viewpoints published by Informa Tech, and are not representations of fact. The Omdia Materials speak as of the original publication date thereof and not as of the date of this document. The information and opinions expressed in the Omdia Materials are subject to change without notice and neither Informa Tech nor, as a consequence, Infineon have any duty or responsibility to update the Omdia Materials or this publication as a result. Omdia Materials are delivered on an “as-is” and “as-available” basis. No representation or warranty, express or implied, is made as to the fairness, accuracy, completeness or correctness of the information, opinions and conclusions contained in the Omdia Materials. To the maximum extent permitted by law, Informa Tech and its affiliates, IHS Markit and its Affiliates and their respective, officers, directors, employees and agents, disclaim any liability (including, without limitation, any liability arising from fault or negligence) as to the accuracy or completeness or use of the Omdia Materials. Informa Tech and/or IHS Markit will not, under any circumstance whatsoever, be liable for any trading, investment, commercial or other decisions based on or made in reliance of the Omdia Materials. The “IHS Markit” brand and logo have been licensed for use by Informa Tech. The “IHS Markit” brand and logo and any third-party trademarks used in the IHS Markit Technology Materials are the sole property of IHS Markit Group or their respective third-party owners.

Specific disclaimer for IHS Markit – reports, data and information referenced in this document:

The IHS Markit reports, data and information referenced herein (the “IHS Markit Materials”) are the copyrighted property of IHS Markit Ltd. and its subsidiaries (“IHS Markit”) and represent data, research, opinions or viewpoints published by IHS Markit, and are not representations of fact. The IHS Markit Materials speak as of the original publication date thereof and not as of the date of this document. The information and opinions expressed in the IHS Markit Materials are subject to change without notice and neither IHS Markit nor, as a consequence, Infineon have any duty or responsibility to update the IHS Markit Materials or this publication. Moreover, while the IHS Markit Materials reproduced herein are from sources considered reliable, the accuracy and completeness thereof are not warranted, nor are the opinions and analyses which are based upon it. IHS Markit and the trademarks used in the Data, if any, are trademarks of IHS Markit. Other trademarks appearing in the IHS Markit Materials are the property of IHS Markit or their respective owners.