

Downloading DAVe DIP files from the DAVe web-site. What's the correct file format?

Preamble: Sometimes when downloading DAVe DIP files from the product web-site you need to take care regarding the download file format. Only files in DIP format will finally be recognised by the DAVe Tool. Depending on your system setup special care needs to be taken to ensure that the files are downloaded and saved in the correct format.

Today files are available for download in WINZIP format. This means that when you download a file from DAVe web-site the file will be downloaded as a *.ZIP file.

For example

1. Go to the DAVe Product site www.infineon.com/dave (see Figure 1).
2. If we now select DIPs for the TriCore microcontroller Family we come to Figure 2, the page titled "DAVe for the Infineon TriCore microcontroller Family". See the section "DAVe Files for Download" and select the link titled "TriCore DIPs"
3. Now we see the table of available TriCore supported DAVe DIP files.
4. Now go to the column "DAVe DIP files for download" and select the required DIP file (see Figure 3). We now see that we can download a file in WINZIP file format (example below is after selecting the TC1115 DIP file for download)

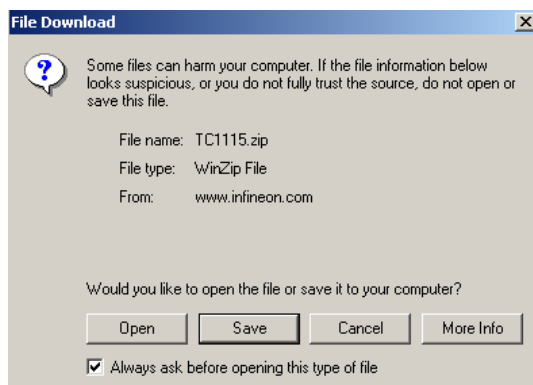


Figure 1: DAVe web-site

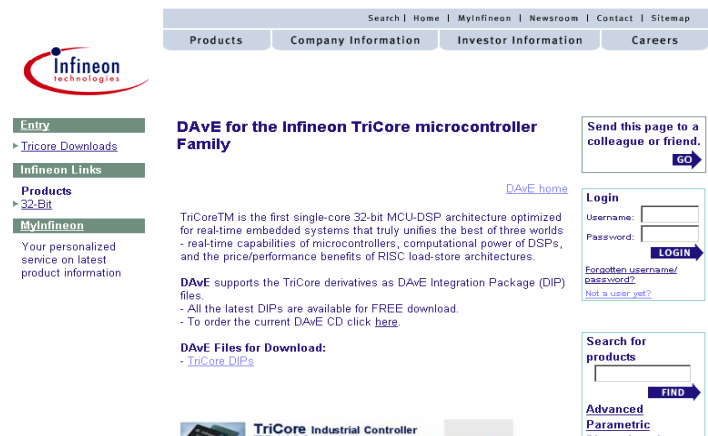


Figure 2: DAVe TriCore Page

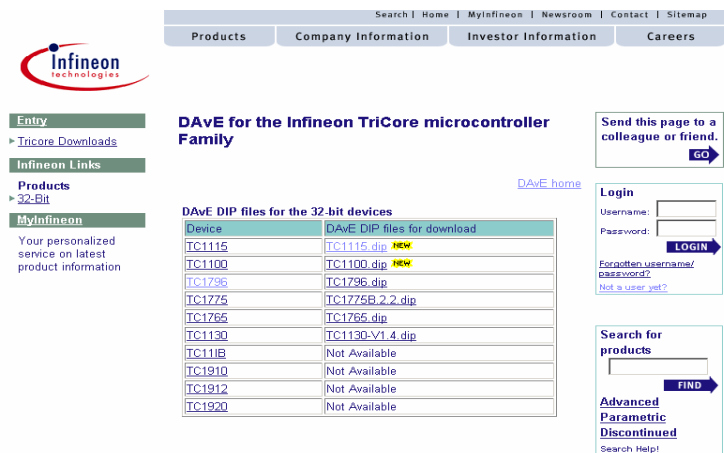


Figure 3: TriCore Downloads Page

The saved file will be downloaded to your local drive/server as a WINZIP file. You need to extract the DIP file from the downloaded WINZIP file before you proceed further as only DIP files will be recognised by the DAVe Tool.