

Infineon at a Glance

Investor Fact Sheet - Q3 FY22

Our Company

Infineon Technologies AG is a world leader in semiconductor solutions with about 50,280 employees at more than 100 locations. We are leading in all of our major end markets: automotive, power semiconductors, and security ICs.

Our Mission

We make life easier, safer and greener – with technology that achieves more, consumes less and is accessible to everyone. Microelectronics from Infineon is the key to a better future.

Our Segments

In the **Automotive** (ATV) segment, we develop products and solutions for classical applications while also actively shaping the keystone trends that define the industry such as electromobility and autonomous driving. Core applications: powertrain, ADAS, comfort electronics, security, infotainment.

In the **Industrial Power Control** (IPC) segment, we specialize in the efficient conversion of electric energy along the entire supply chain. Main applications: solar and wind, energy storage, industrial applications, traction, robotics, charging stations.

In the **Power & Sensor Systems** (PSS) segment, we focus on power semiconductors for power supplies, smart sensitivity as well as components for cellular infrastructure and mobile devices. Main applications: BLDC motors, charging stations, lighting systems, power management, IoT, high-reliability applications.

The **Connected Secure Systems** (CSS) segment specializes in hardware-based IT security solutions. CSS is also responsible for connectivity solutions as well as all non-automotive microcontrollers. Main applications: Authentication, governmental IDs, payment systems, mobile devices, consumer electronics, IoT.

Target Operating Model (average-cycle targets)

9%+

Revenue
Growth

19%

Segment Result
Margin

13%

Investment-to-
Sales Ratio

Market Position

Automotive



1

Power



1

Security ICs



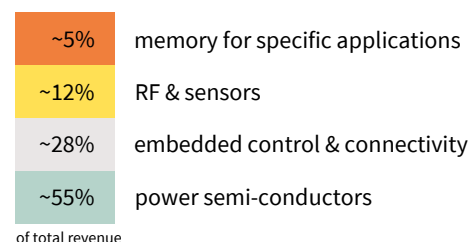
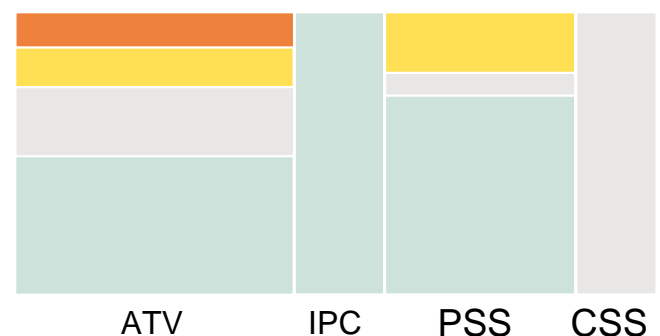
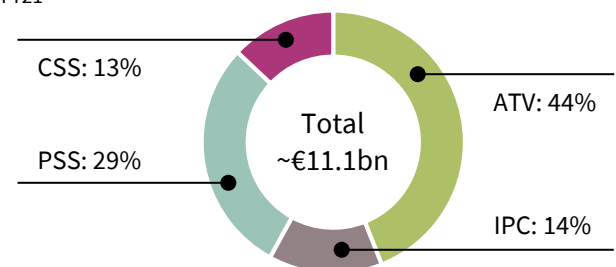
1

See also www.infineon.com/cms/en/about-infineon/investor/

Revenue distribution

(by segment and product category)

FY21



of total revenue

Infineon at a Glance

Investor Fact Sheet - Q3 FY22

Sustainability at Infineon



Listed in the Sustainability Yearbook since 2011



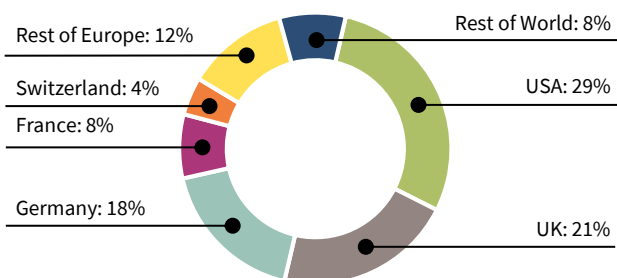
Listed in the DJSI since 2010



Rated as top ESG performer in January 2022

See also www.infineon.com/cms/en/about-infineon/sustainability/

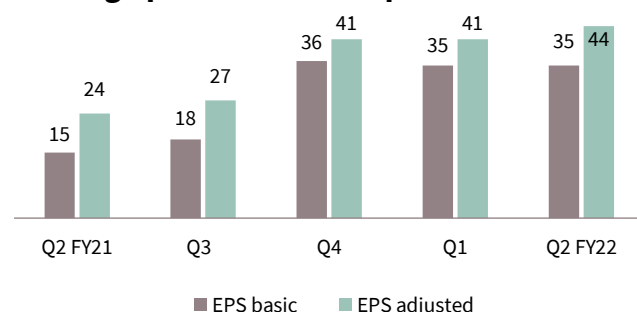
Inst. Shareholder Structure (by region, 30 Sep 2021)



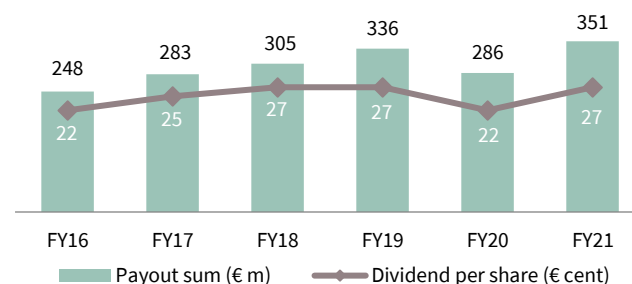
Infineon Stock & Financial Data (31 Dec 2021)

Ticker symbol	IFX (share), IFNNY (ADS)
Stock exchange listings	FSE, OTCQX
ISIN / WKN	DE0006231004 / 623100
Share capital	€2,611,842,274
Shares issued	1,305,921,137
Own shares	4,545,602
52-week high / low	€43.46 / €23.09 (Xetra)
Market cap	€40.323 billions

Earnings-per-share development (€ cent, diluted)



Dividend Development



Relative Share Price Performance

(01 Jul 2021 – 30 Jun 2022)



Key Financials

€ millions	Q3 FY22	FY21	FY20
Revenue	3,618	11,060	8,567
Segment result	842	2,072	1,170
SR margin	23.3%	18.7%	13.7%
Free cash flow	440	1,574	911
RoCE	12.7%	8.4%	3.0%

See also www.infineon.com/cms/en/about-infineon/investor/

Outlook

~€3.9bn	€14.0bn
Q4 FY22 revenue expectation	FY22 revenue expectation
~25%	> 23%
Q4 FY22 SR margin	FY22 SR margin

Investor Contact

Infineon Technologies AG
 Am Campeon 1-15, 85579 Neubiberg
 Investor Hotline: +49 89 234 26655
 Mail: investor.relations@infineon.com