



Second Quarter FY 2022 Quarterly Update

Infineon Technologies AG
Investor Relations



Infineon at a glance

Addressing long-term high-growth trends

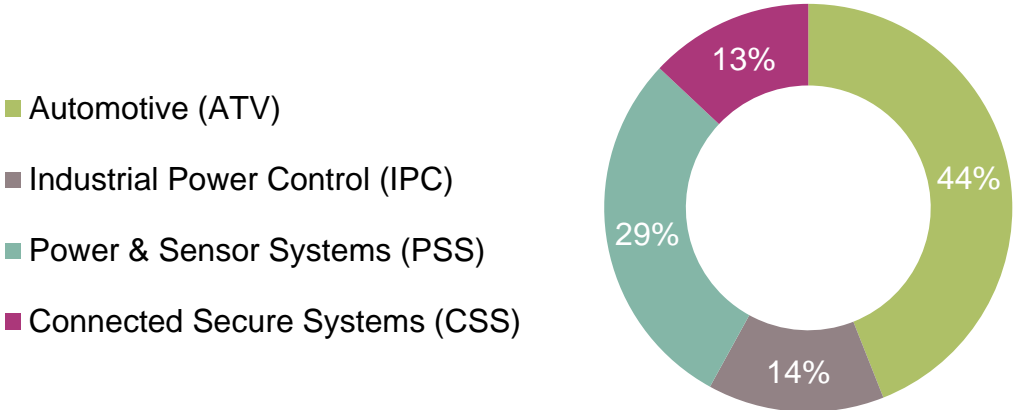
Decarbonization

- › CO₂ saving
- › Energy efficiency
- › Sustainability

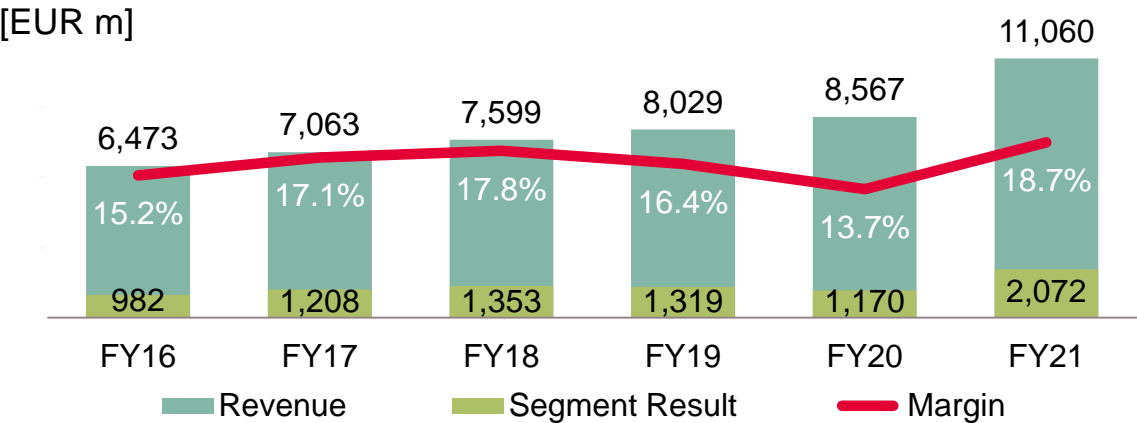
Digitalization

- › Productivity
- › Comfort
- › New use cases

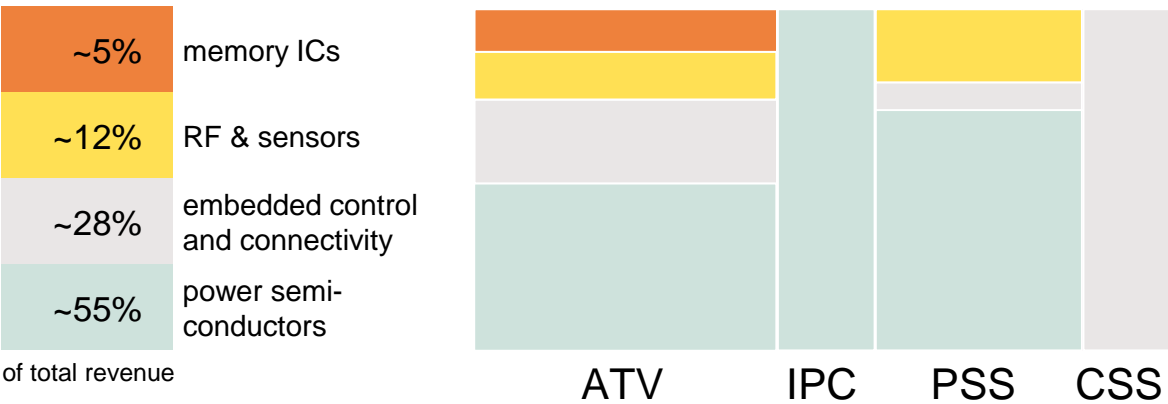
FY21 revenue by segment



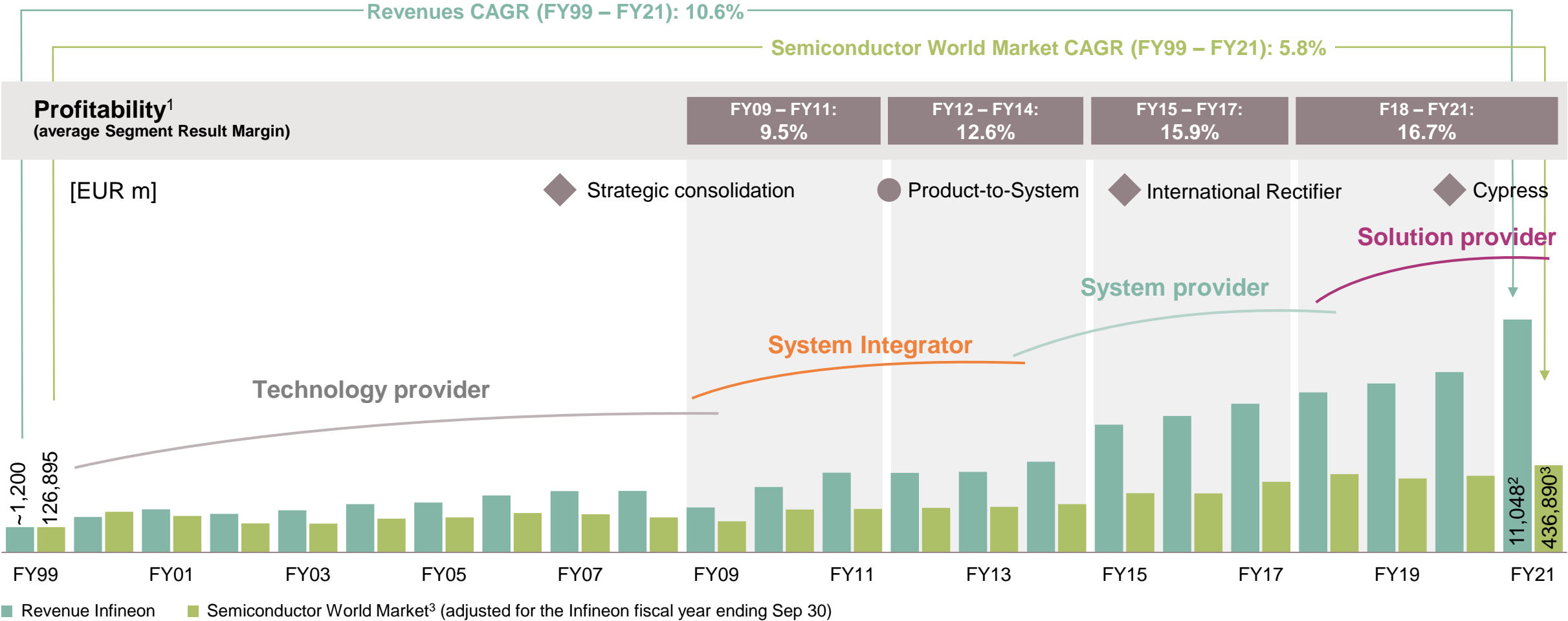
Financials



FY21 revenue by product category



Since 1999, Infineon has grown by more than 10% p.a.,
thereby consistently outperforming the semiconductor market

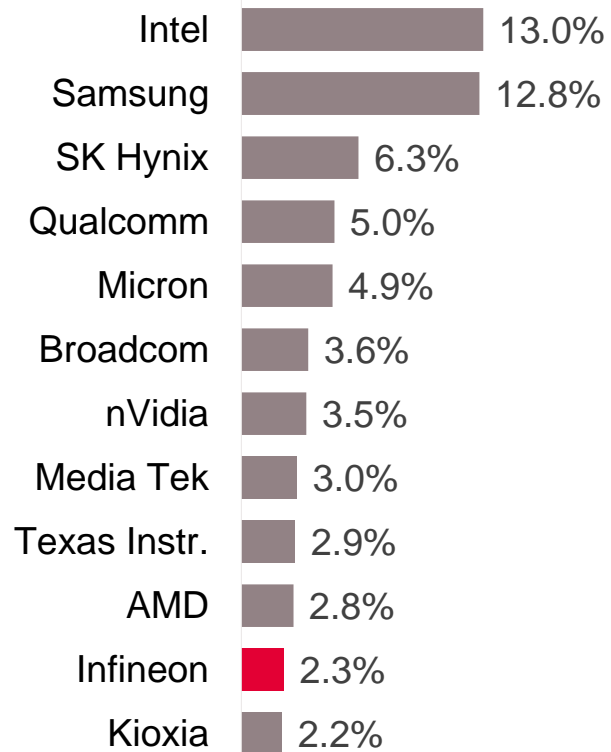


¹ In FY09 Infineon's management changed the measure it uses to assess the operating performance of its operating segments to "Segment Result"
² Based on Infineon's portfolio (excl. Other Operating Segments and Corporate & Eliminations) per end of FY21 | ³ Source: WSTS (World Semiconductor Trade Statistics) in EUR adjusted for fiscal year, September 2021

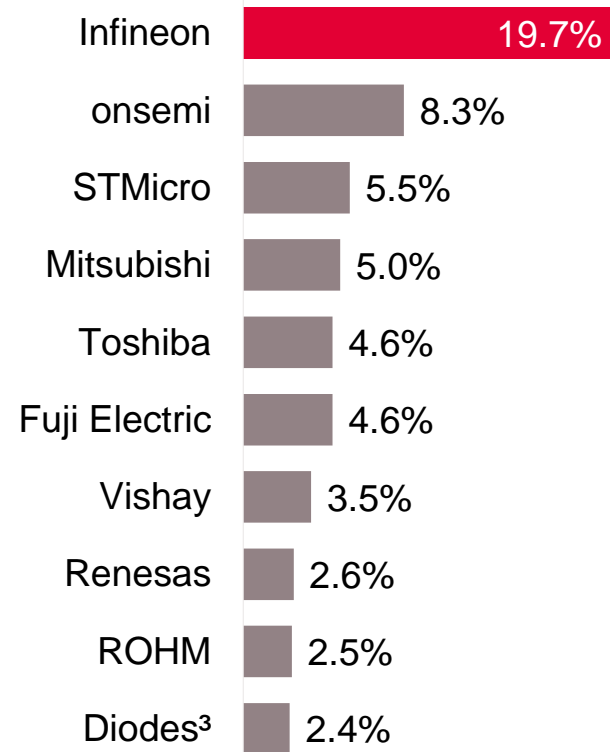
Infineon is a global player, #1 in power semiconductors, and ranked #4 in the overall microcontroller market



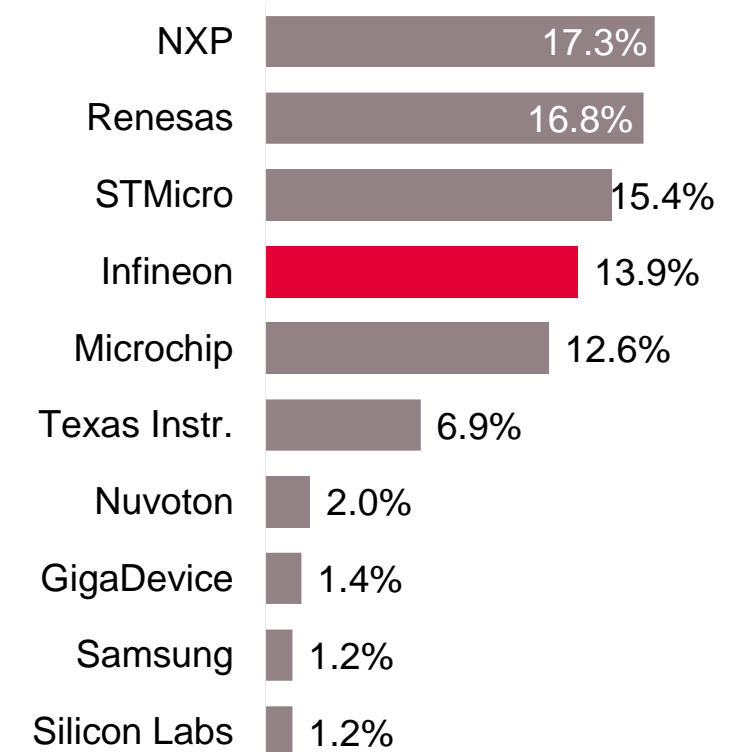
Semiconductor suppliers 2021 total market: \$587bn¹



Power discretes and modules 2020 total market: \$20.9bn²



MCU suppliers 2021 total market: \$21.9bn¹

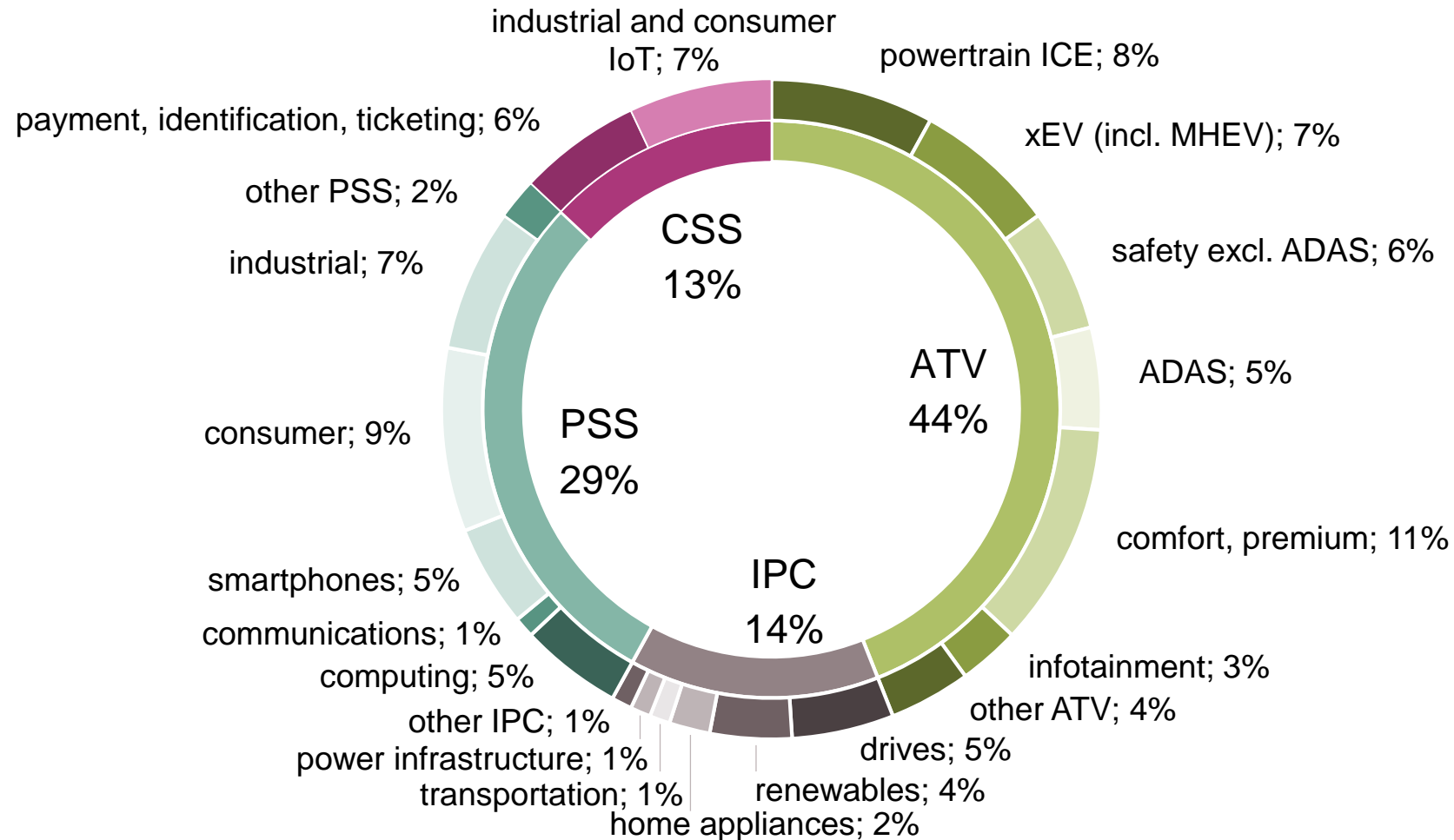


¹ Based on or includes research from Omdia: *Annual 2001-2021 Semiconductor Market Share Competitive Landscaping Tool* – 4Q21. March 2022.

² Based on or includes research from Omdia: *Power Semiconductor Market Share Database* – 2020. September 2021. | ³ Diodes acquired Lite-On Semiconductor in November 2020. Both companies are reported combined as Diodes. Results are not an endorsement of Infineon Technologies AG. Any reliance on these results is at the third party's own risk.

Well-balanced portfolio among key trends Decarbonization and Digitalization


FY21 revenue of €11,060m by target application



We continue the broad presence of Infineon power semiconductors in Automotive applications with new SiC design wins



Examples of OEMs powered by Infineon



Volkswagen



German Luxury OEM



Renault



Mini



Cadillac



SAIC



Nissan



NIO

Latest CoolSiC™ design wins including new applications



Hyundai



XPeng



Asian OEM



US OEM



Chinese OEM



Chinese OEM


- › Leverage huge IGBT customer base with broadest portfolio and full system solution
- › Seamless and cost-effective upgrade path across entire power range
- › Latest SiC design wins include next-generation traction inverter and OBC (on-board charger) at two Chinese OEMs with a combined triple-digit million € volume

Infiniteon offers complete power management solutions for compute servers based on Intel's Xeon processors




Infineon's power management solution maximizes overall system performance

Roughly 40 Infineon components located on the server board are supplying energy efficient power for Intel Xeon CPUs



Advantages of Infineon's System Solution

- **XDP™ digital power controller:** Flexibility with software-defined architecture enables customizations for best performance
- **OptiMOS™ Power Stage:** Best-in-class efficiency & robustness minimizes total cost of ownership (TCO). Accurate telemetry and intelligent fault handling maximizes system performance and reliability
- **OptiMOS™ Smart IPOL:** Best-in-class efficiency and smart telemetry enables superior system performance



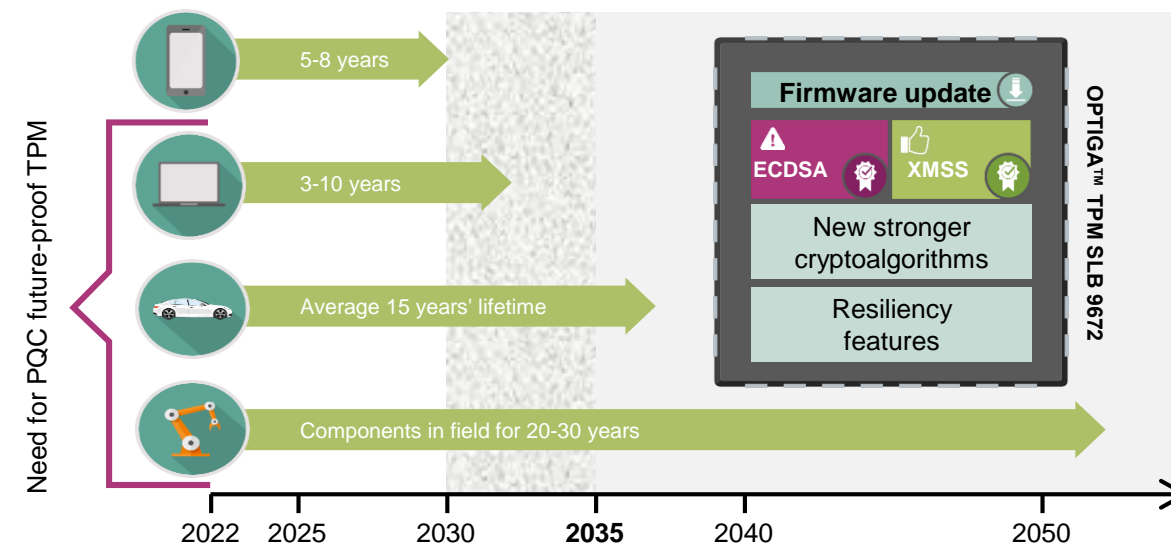
This total system solution drives superior performance and energy efficiency in data centers

The world's first TPM with a quantum-resistant firmware upgrade path

The market for long-term secure applications is opening today

- › Quantum-resistant designs offers vast market potential - new devices with longer lifetimes and potential replacement cycles
- › Quantum computing market estimated to reach €9bn revenues for semiconductor manufacturers by 2030¹
- › Connecting devices in a secure way will enable the upcoming growth of IoT
- › Quantum-secure encryption methods should already be employed for devices with longer service lives today
- › With a leadership position in TPM and a successful R&D team, Infineon is uniquely positioned to capitalize on growth

In 10-20 years, quantum computers are likely to attack today's cryptography



OPTIGA™ TPM SLB 9672 – new generation of future-proof TPMs

Future-proof

- › Post-quantum cryptography (PQC) protected firmware update mechanism
- › Stronger cryptographic algorithms
- › Extended memory space

Robust security

- › Improved computational performance
- › Resiliency features
- › Fully compliant with the TCG requirements and certified accordingly

Easy integration

- › Easy replacement of existing TPMs
- › Tools to support design activities



¹ McKinsey – Quantum Computing – what's in for semiconductor companies | ECDSA: elliptic curve digital signature algorithm | XMSS: extended Merkle signature scheme

Infiniteon's value creation is crystallized in a resilient through-cycle Target Operating Model



Revenue growth	
Segment Result Margin	
Investment-to-sales	

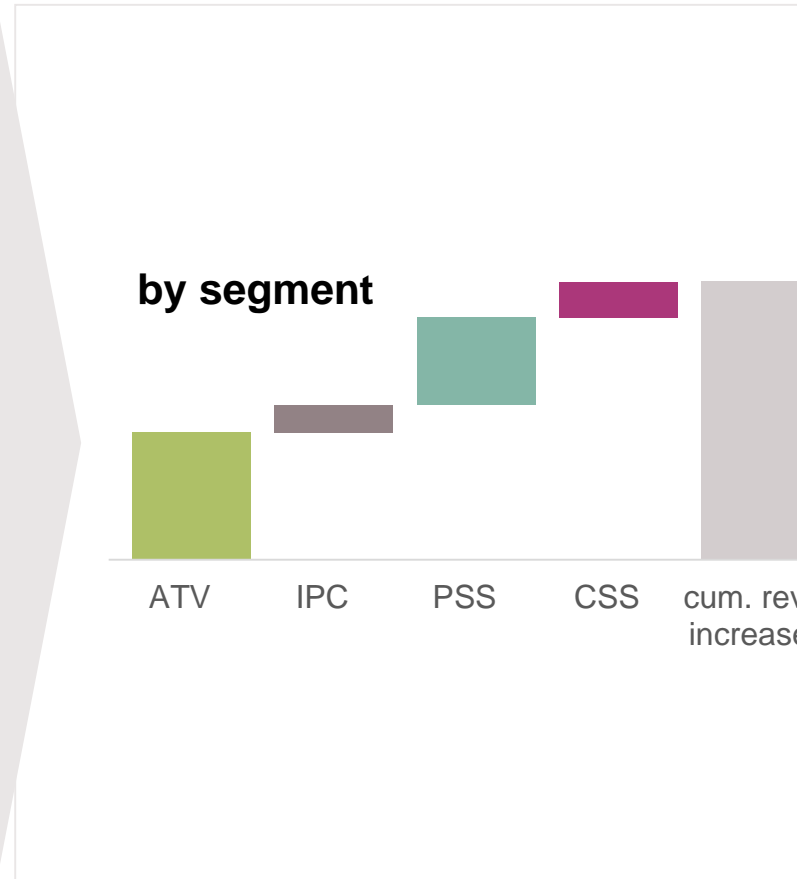
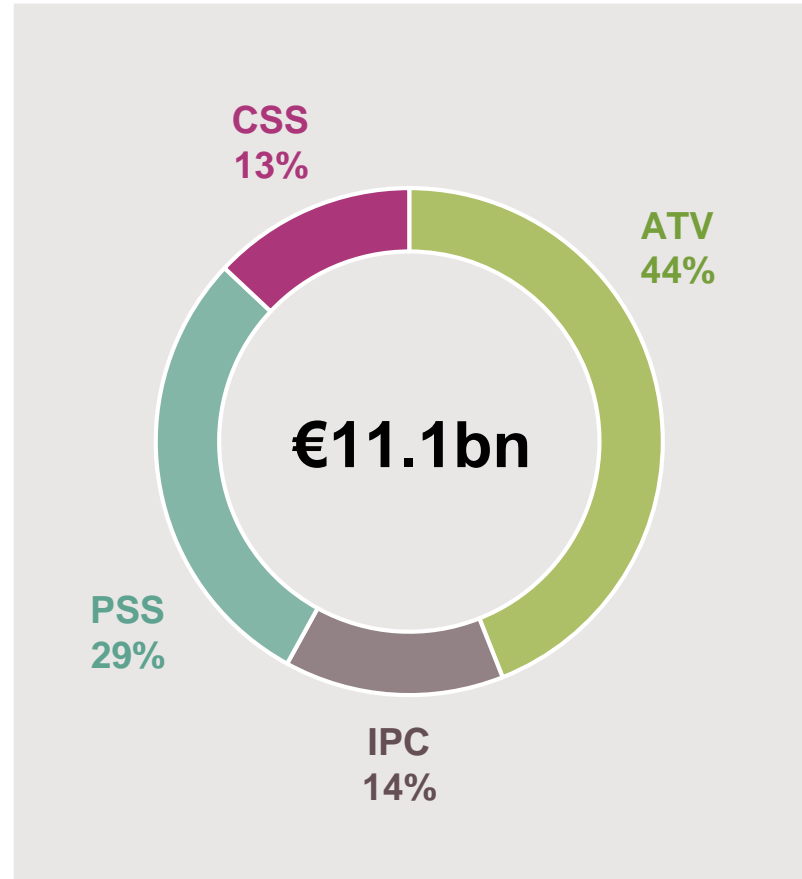
Target Operating Model¹

9%+
19%
13%

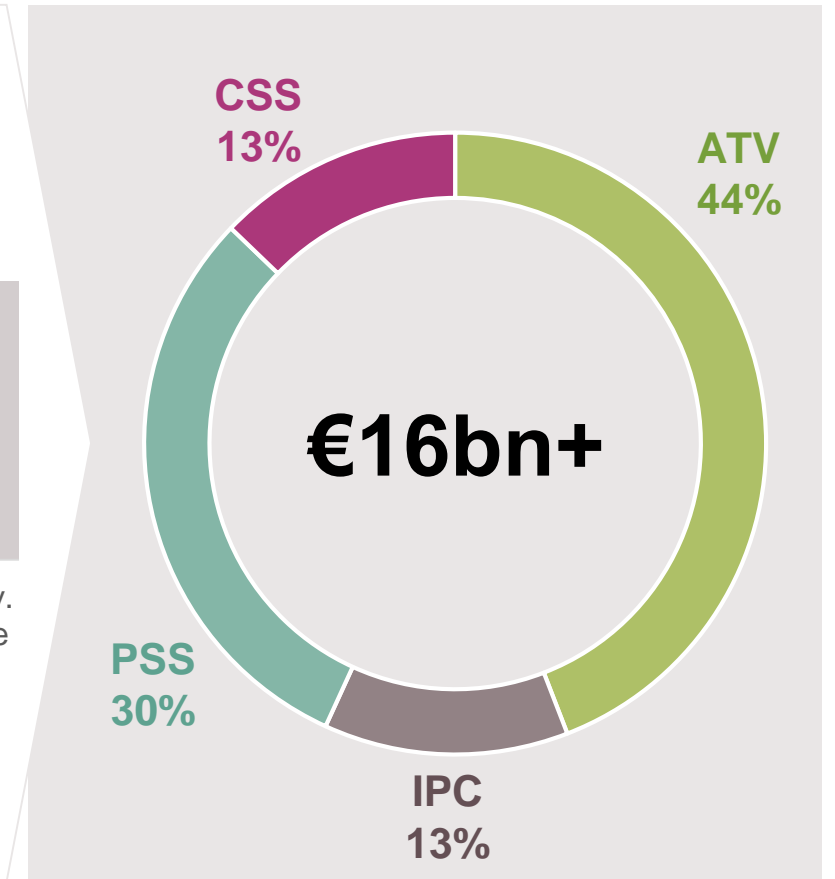
¹ Infineon financial performance to approach targets as Cypress integration progresses

Growing annual revenues by €5bn+ in FY25 – multitude of growth drivers across markets/applications; well-diversified divisional split

FY21 by division

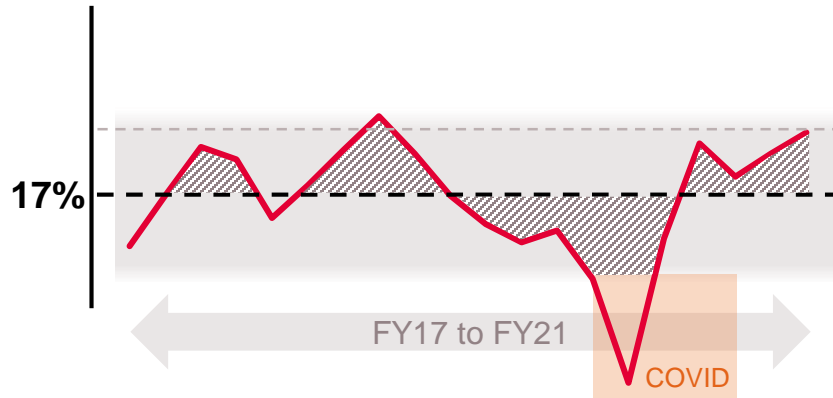


FY25e by division (indicative)



Key levers identified to get to the target profitability flight level – 19% Segment Result Margin over the (next) cycle

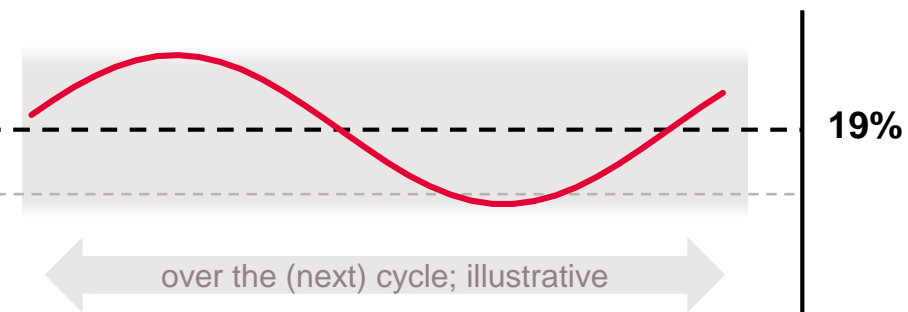
Looking back: former TOM achieved



Assuming no pandemic, 17% Segment Result Margin target would have been achieved over the cycle



Looking ahead: all set up to reach current TOM



Levers for margin expansion

- › Higher value system solutions:
 - › P2S and Cypress revenue synergies
 - › Additional customer value creation
 - › Business mix
- › Manufacturing productivity and cost control:
 - › 300 mm productivity
 - › Cypress cost synergies, SG&A scaling
- › Cypress accretion for entire period

Inhibitors to margin expansion

- › Increased supplier (foundry) and materials costs
- › Pre-funding P2S synergies
- › Pre-funding SiC/GaN roadmap

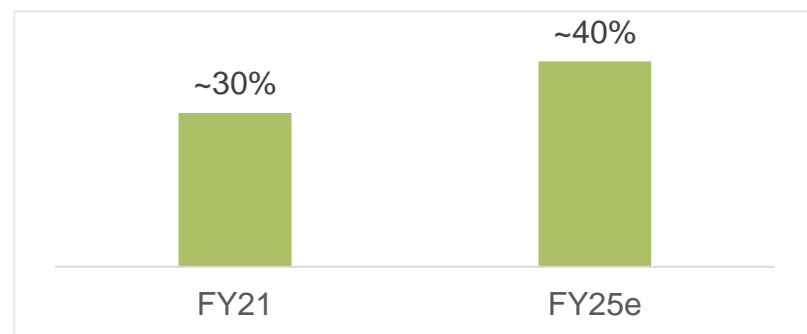
Strategic differentiation through in-house manufacturing



In-house manufacturing

- › We manufacture power and sensor technologies in-house where we can gain a strategic advantage from our leading-edge manufacturing technologies and our outstanding process expertise
- › This results in a differentiation potential in terms of cost and/or performance
- › **The current chip shortage highlights the strategic value of in-house manufacturing**

Infineon's outsourcing share

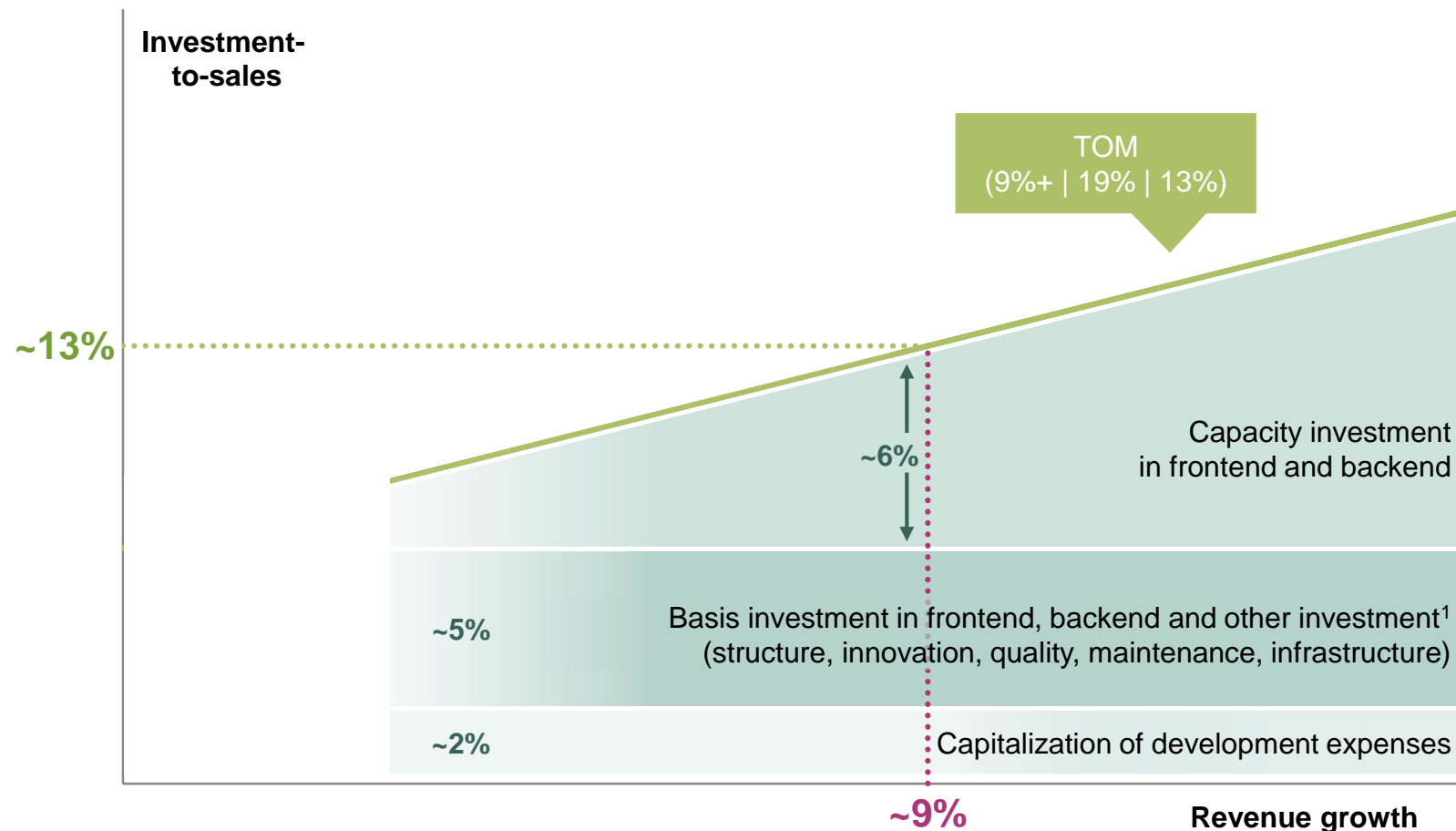


Outsourcing

- › We work with outsourcing partners where we see no or only little differentiation to optimize our capital efficiency (CMOS and derivate technologies and standard packages)
- › We cooperate with subcontractors and foundries in order to ensure adequate capacity growth and flexibility
- › Infineon's outsourcing share is expected to increase from ~30% in FY21 to ~40% in FY25

We focus our investments to those areas with highest differentiation

Split of investment-to-sales by category



Major focus topics

- › Capacity expansion for **SiC and GaN**
- › Further capacity expansion for **300 mm** in **Villach and Dresden**
- › Further capacity expansion for **200 mm** in **Kulim**
- › **Focused insourcing** from silicon foundries
- › **Clean room** for WBG / 300 mm and major office buildings (slightly above €1bn over five years)
- › **~€2.4bn** investments planned in FY22

¹ Frontend clean rooms and major office buildings are not included

Outlook for Q3 FY22 and FY22

	Outlook Q3 FY22 ¹	Outlook FY22 ¹
Revenue	~ €3.4bn	€13.5bn +/- €500m
Segment Result Margin	~ 21%	At the mid-point of the revenue guidance: > 22%
Investments in FY22		~ €2.4bn
D&A in FY22		€1.6bn - €1.7bn ²
Free Cash Flow in FY22		~ €1.1bn

¹ Based on an assumed average exchange rate of \$1.10 for €1.00

² Including the amortization of around 400 million Euros from the purchase price allocation for Cypress and, to a lesser extent, International Rectifier



ESG: targets and achievements



We contribute a net CO₂ reduction of more than 70 million tons

CO₂ burden¹

2.2 million tons
of CO₂ equivalents



Ratio ~1:33

CO₂ savings²

72.5 million tons
of CO₂ equivalents



Net ecological benefit: **CO₂ emissions reduction of more than 70 million tons**



Infineon is excellent in resource efficiency

We are committed to CO₂ neutrality by 2030

Our CO₂-saving applications are high-growth, we are part of the solution!

The ~1:33 ratio is expected to further improve in the coming years



¹ | ² For explanatory notes see "ESG footnotes" in the appendix.

Infiniteon is excellent in resource efficiency and committed to CO₂ neutrality – sustainability is in our DNA



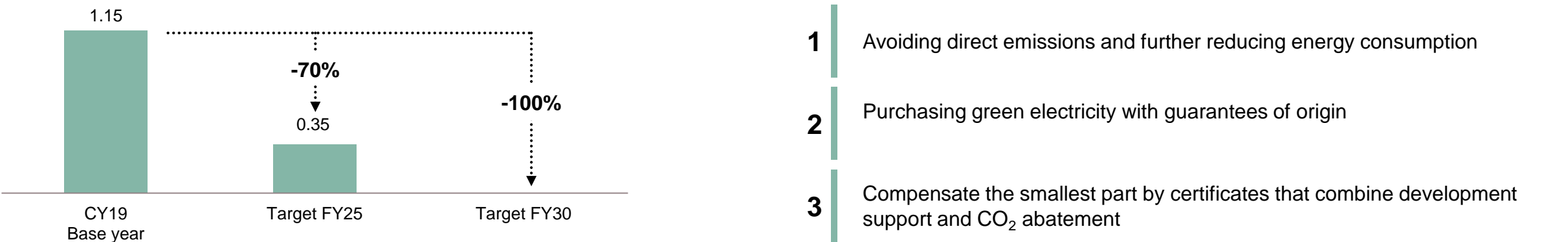
Infiniteon ranks among the 10 percent most sustainable companies in the world¹

In CY20, we used resources in our manufacturing processes much more efficiently than the global average of the semiconductor industry:



Infiniteon’s CO₂ target² by 2025 and 2030

Net CO₂ emissions in million tons of CO₂ equivalents²



¹ Based on the results of *The Sustainability Yearbook 2022* by S&P Global in cooperation with RobecoSam | ² Related to Scope 1 and 2 emissions

High-growth applications offer further additional CO₂ savings potential

In CY20:

Wind energy: Annual installation capacity increased over 80%¹



PV energy: Annual installation capacity increase of ~15%²



Drives: Increasing penetration of more efficient drives³



EVs: Increased sales contributed to an average fleet emission reduction of 14 g/km in Europe⁴












Net ecological benefit increases over time

¹ Wood Mackenzie: *Global Wind Power Market Outlook, Q2 2021*. June 2021 | ² Based on or includes content supplied by IHS Markit Climate and Sustainability Group: *PV Installations Tracker, Q2 2021*. June 2021

³ Based on or includes research from Omdia: *Industrial Motor Control Sourcebook 2020*. December 2020 | ⁴ CO₂ emissions from new passenger cars in Europe: Car manufacturers' performance in 2020 - 08/2021

External recognitions confirm our engagement in contributing to a sustainable society

		Rating/Score	Scale	Date
	MSCI ESG	AA	CCC to AAA	02/2021
	CDP	B climate scoring B water scoring	F to A	12/2021
	Ecovadis	99th percentile "Platinum" award	0 to 100	02/2022
	Dow Jones Sustainability Index	83 Dow Jones Sustainability™ World and Europe Index listing	0 to 100	11/2021
	Ethibel Sustainability Index Excelence Europe"	Index member	-	05/2020
	ISS ESG Corporate Rating	B- Prime Status	D- to A+	01/2021
	FTSE4Good Index	Index member	-	06/2021
	Euronext Vigeo Eurozone 120 Index Euronext Vigeo Europe 120 Index	Indices member	-	05/2021
	Sustainalytics	Top ESG performer	-	01/2022

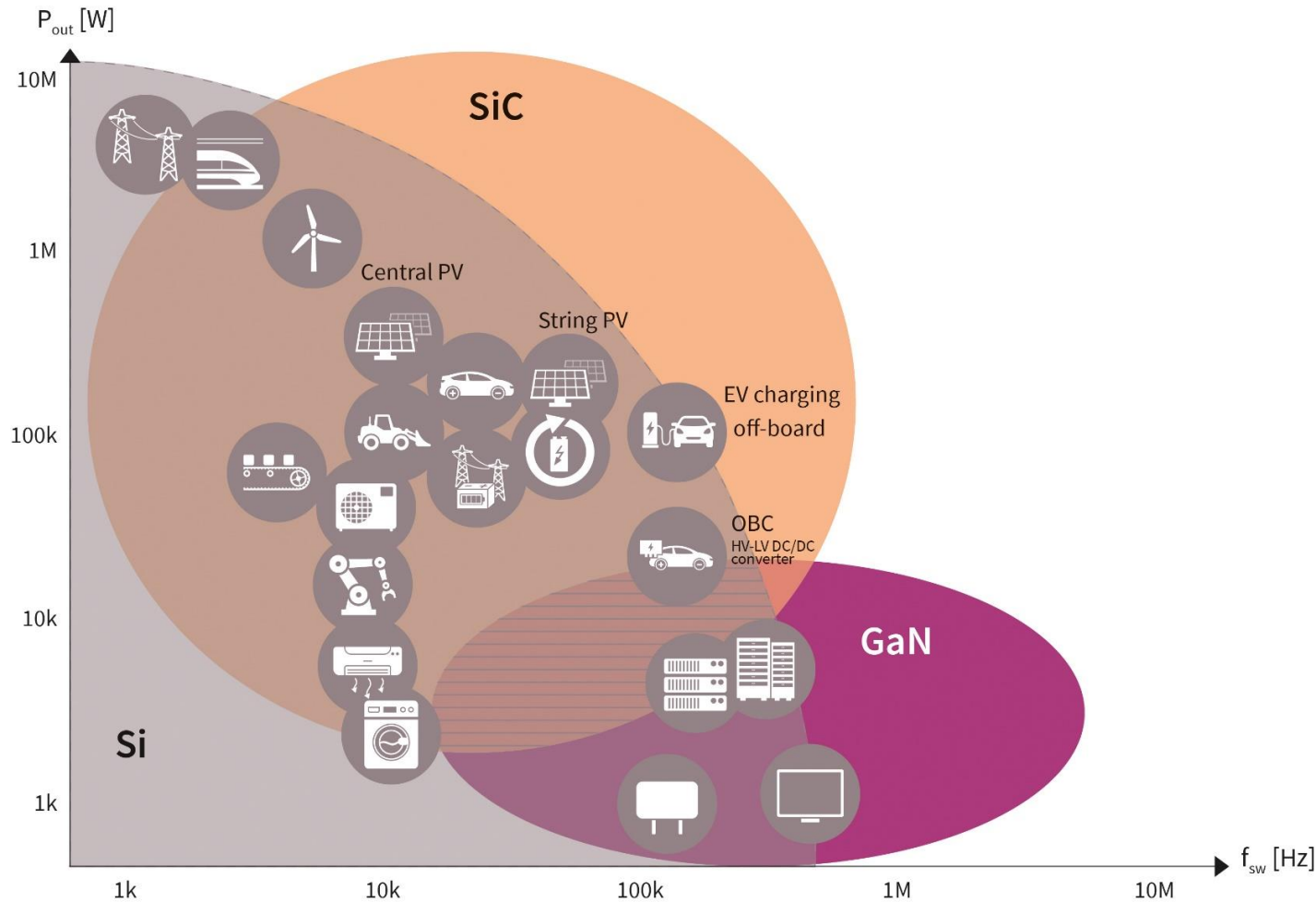


Infineon's Wide Bandgap Strategy



Leveraging full potential based on the power ratings and switching frequency required by the application

Comparison of technologies



Si

- › Si remains the mainstream technology
- › Targeting 25 V - 6.5 kV
- › Suitable from low to high power

SiC




- › SiC complements Si in many applications and enables new solutions
- › Targeting 650 V - 3.3 kV
- › High power – high switching frequency

GaN

- › GaN enables new horizons in power supply applications and audio fidelity
- › Targeting 80 V - 600 V
- › Medium power – highest switching frequency

SiC – Infineon is serving all relevant applications

Focus applications



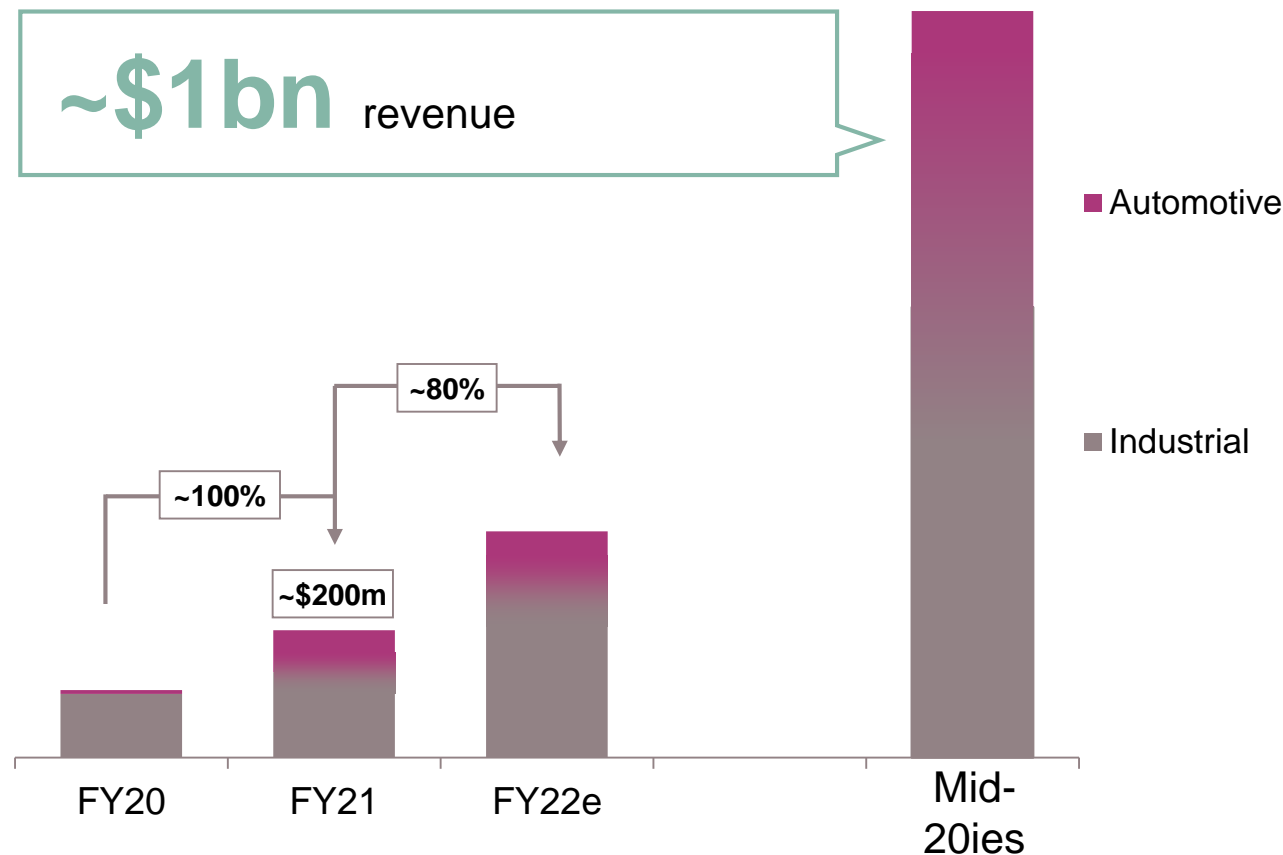
Infineon serves
> 3,000
 customers directly or via
 distribution

Customers

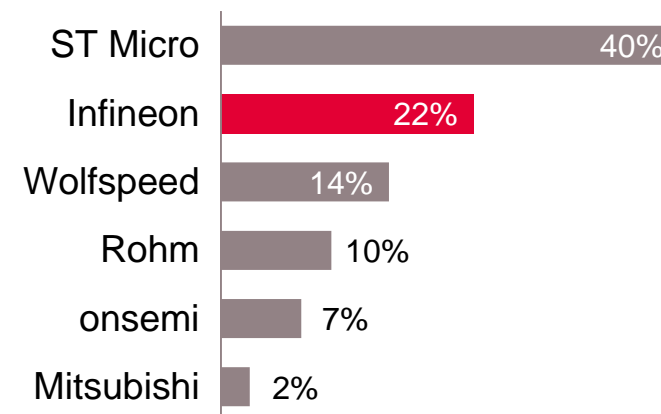


SiC – US\$ 1 billion revenue in sight

SiC revenue development



SiC power devices¹ 2021 total market: \$1,137m

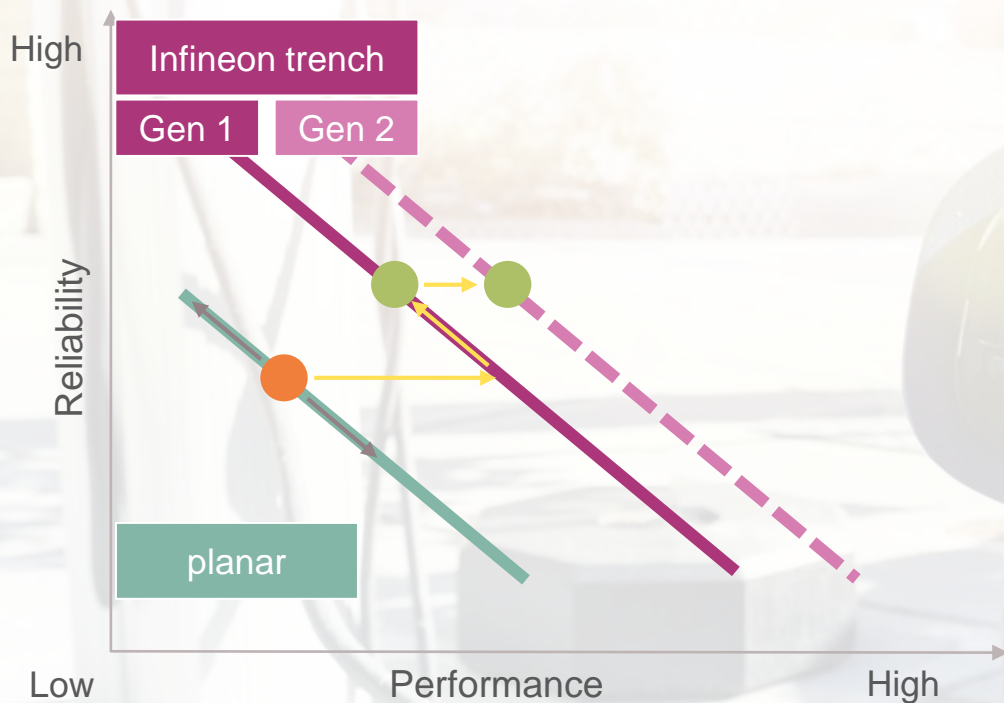


- › Strengthening #2 position in SiC device market
- › Highest yoy growth of all peers
- › Broadest portfolio fits customers' individual needs
- › Scalable portfolio allows for easy and seamless upgrade from IGBT to SiC-based inverters

¹ Yole Développement: *Compound Semiconductor Quarterly Market Monitor*. Q1 2022

CoolSiC™ trench design optimized performance and reliability

Infineon's trench technology moves the boundaries

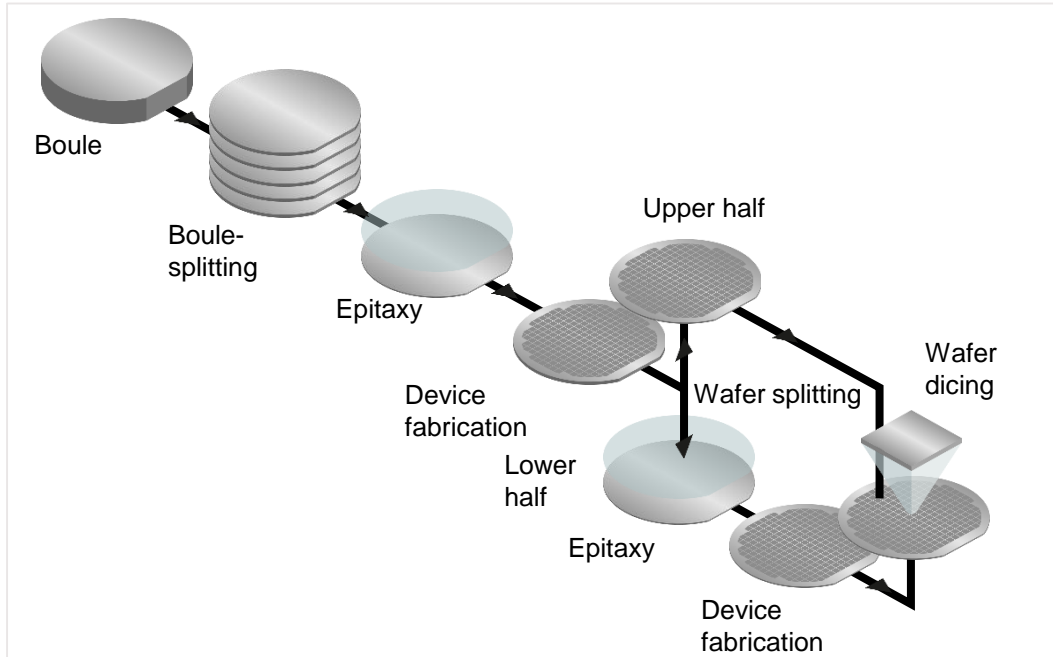


Instead of exploiting full potential of performance, Infineon turns part of this budget into much higher reliability



Our Cold Split technology leads to significant reduction of raw material losses during SiC manufacturing

Cold Split technology













- › First product qualified on Cold Split technology
- › Ramping pilot line and prepare volume production
- › 3 supplier long-term agreements for boules and wafers in place

Crystal	Technology	# of wafers (indexed)
Today	SiC boule Sawing Grinding	1x
	Traditional wire sawing wastes ~75% of raw material!	
2021	SiC boule Boule Splitting Grinding	Up to 2x
	Boule splitting reduces raw material losses by 50%!	
Next step	SiC wafer Wafer Splitting	2x
	Wafer splitting results in minimal raw material losses!	

Strong CoolSiC™ portfolio expansion: by packages and by voltages

Broadest and best-in-class SiC portfolio

	Industrial						Automotive grade			
package options voltages	CoolSiC™ Diode	CoolSiC™ Hybrid		CoolSiC™ MOSFET			CoolSiC™ Diode	CoolSiC™ Hybrid	CoolSiC™ MOSFET	
	Discrete	Discrete	Module	Discrete	IPM	Module	Discrete	Discrete	Discrete	Module
										
	600 V									
	650 V									
1200 V										
1700 V										

Continuous expansion of portfolio

Expansion of SiC and GaN capacity follows our long-term strategy

> €2bn investment to build a 3rd module at our site in Kulim



Rationale

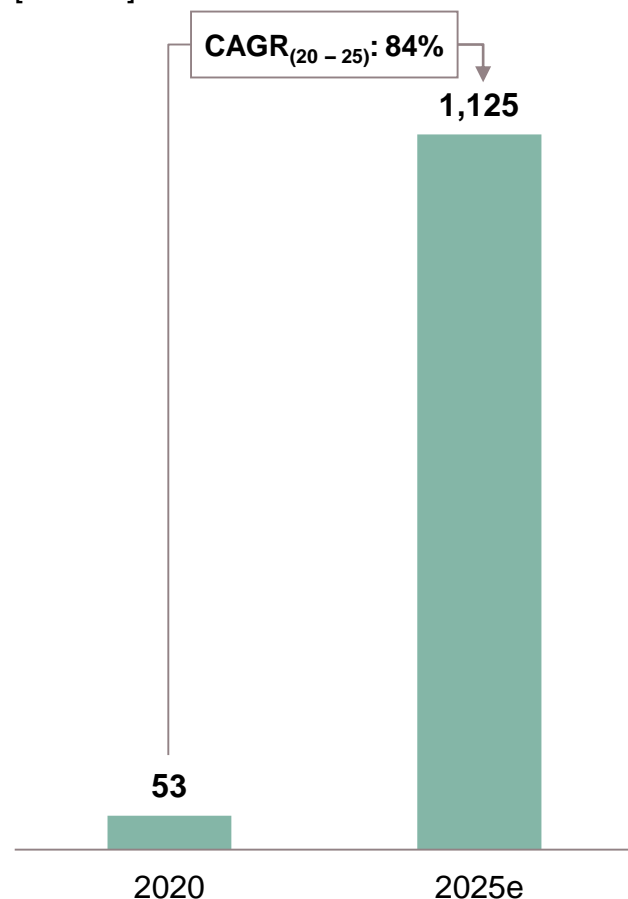
- › Seize structural growth opportunities linked to electrification
- › Prepare manufacturing cluster for acceleration of WBG
- › Create higher resilience of WBG supply by further expanding capacities with Kulim 3 and in Villach
- › Leverage economies of scale

Total frontend investment	> €2bn	
Revenue potential	~ €2bn per year	
Groundbreaking	January 2022	
Start of construction	June 2022	
Ready for equipment	Summer 2024	
First volumes out	Second half of calendar year 2024	

GaN technology – Infineon well positioned to address key markets

GaN market forecast¹

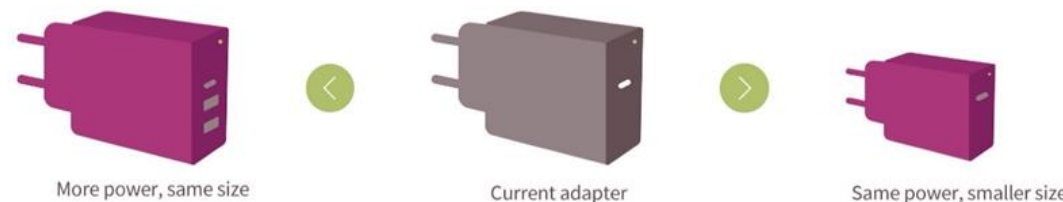
[USD m]



¹ GaN power devices market Yole Développement (Yole): SiC and GaN power devices: market trends and supply chain evolutions Q2 2022

Key values of GaN vs Si

Higher power density in adapters and chargers



10x
switching
frequency

> 2%
more power
efficiency

20%
lower
System Cost

25%
higher power
density

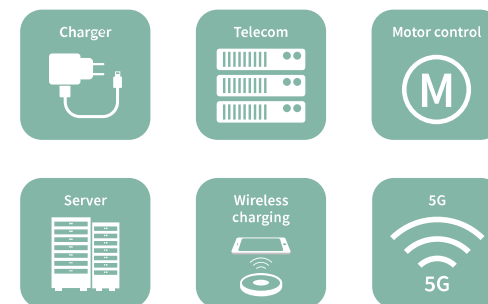
3x
less
weight

We combine leading-edge system and application understanding with additional strengths:

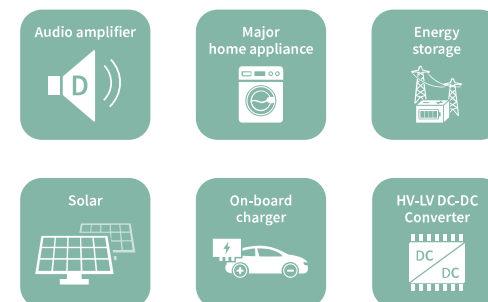
Broad GaN IP portfolio, large R&D force and best-in-class manufacturing landscape

Applications

Focus applications



Emerging applications



Infiniteon's GaN portfolio is seeing increasing demand from a broad range of applications


GaN for power applications

- › GaN discretes, GaN drivers, integrated power stages (including the right-fit driver) for 650 V, 600 V, 200 V and 100 V with a broad package portfolio, as well as controllers addressing the consumer and industrial market
- › GaN for power chips are focused on high current-carrying capacity at frequencies below 10 MHz
- › Increasing revenue and design wins, e.g. in charger and adapter, servers for data center, edge computing and telecom, notebook as well as handhelds



GaN for RF applications

- › GaN power amplifier with frequencies of 2.5 to 2.7 GHz and 8 W output power for 5G applications and satellite communications. Power amplifier modules including a RF GaN chip and an integrated bias and control-IC in development
- › GaN for RF chips are focused on high frequencies beyond 1 GHz
- › GaN power amplifiers are already shipped to a leading global infrastructure provider of power antennas for 5G basebands



GaN design wins of more than €1bn achieved

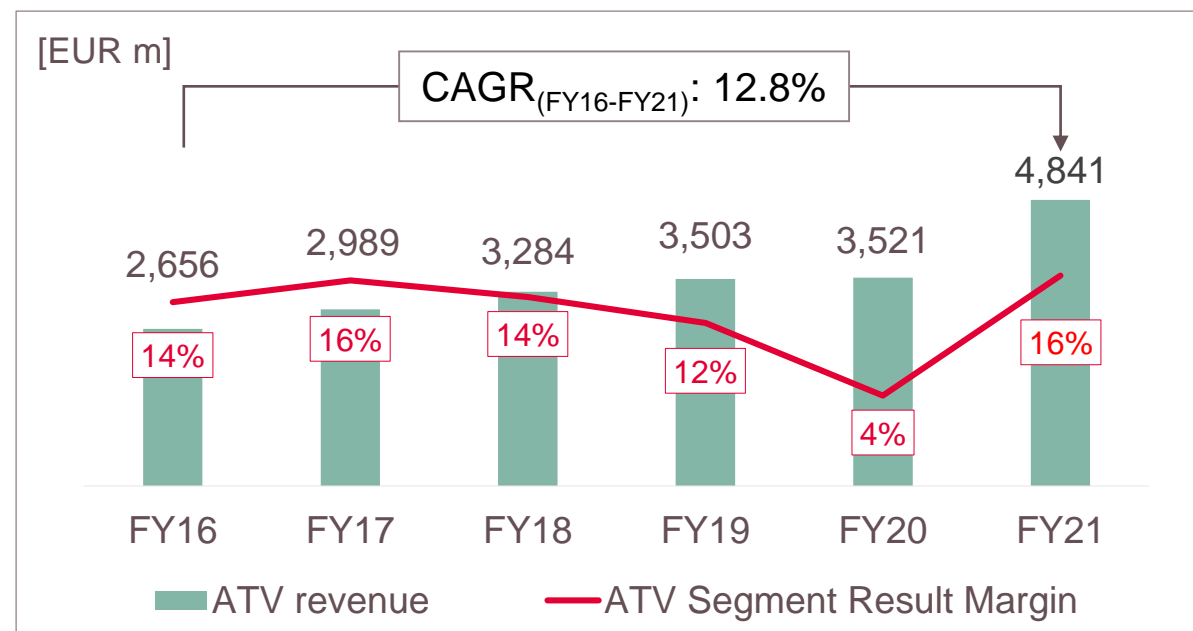


Automotive

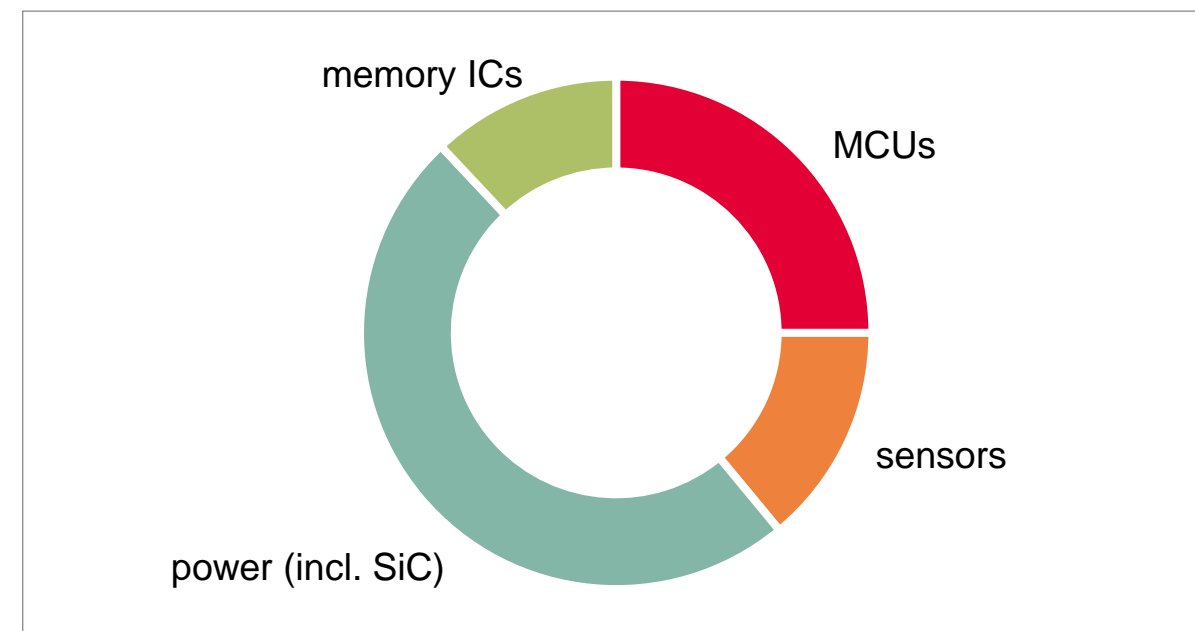


ATV at a glance


ATV revenue and Segment Result Margin









FY21 revenue split by product group



Key customers



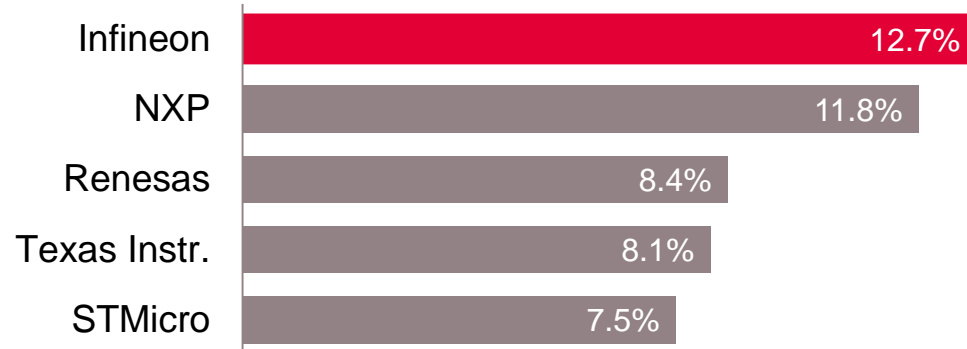
Market outlook for ATV division's target applications

Applications	Market Outlook for CY22
	 <ul style="list-style-type: none"> › Market demand-supply uncertainties continue due to COVID-19 pandemic, silicon foundry limitations and macroeconomic concerns. Ukraine war causing further disruptions, especially in Europe › Gradual easing of semiconductor shortages throughout the year; risks of further supply chain disruptions remain
	 <ul style="list-style-type: none"> › CO2 regulations, incentives as well as consumer demand support the electromobility momentum › Acceleration of OEMs' xEV roadmap, build up of battery capacities and charging infrastructure are expected to continue into 2022 › CY22 battery pack prices on par or above 2021 level due to increased raw materials prices
	 <ul style="list-style-type: none"> › L1 and L2 will see strong growth as L0 share decline › L2+ shipments will grow from a comparatively small base; first L3 model launches from OEMs will continue › Robotaxi pilot and small-scale launches continue

Infiniteon's top market position is built on system competence based on an industry-leading product portfolio

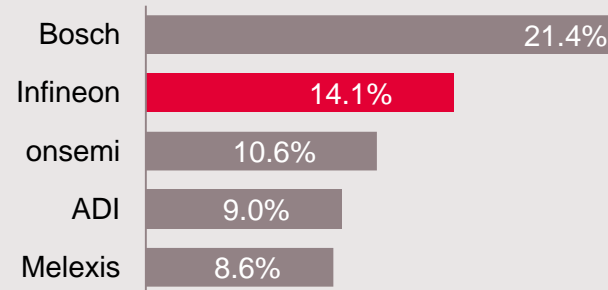


Automotive semiconductors (2021 total market: \$46.7bn; +31.5% yoy)

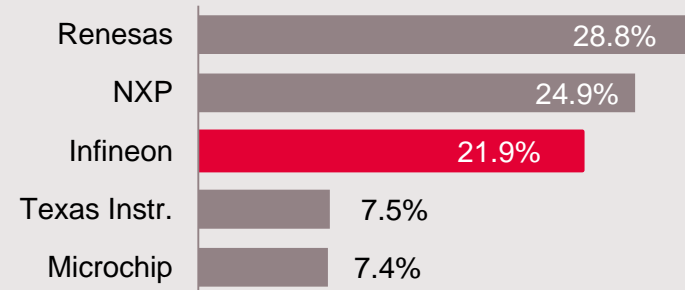


- › total market grew by 31.5% yoy, reaching all-time-high of \$46.7bn, exceeding previous high in 2018 of \$38.2bn
- › growth clearly supported by content-per-car growth
- › #1 in power semiconductors; gaining 1.3%-pt thanks to outstanding position in booming xEV business
- › Undisputed #1 in automotive NOR Flash memory ICs

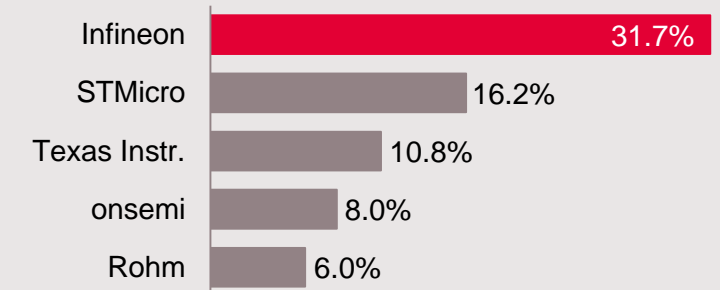
Sensors



MCUs



Power semiconductors

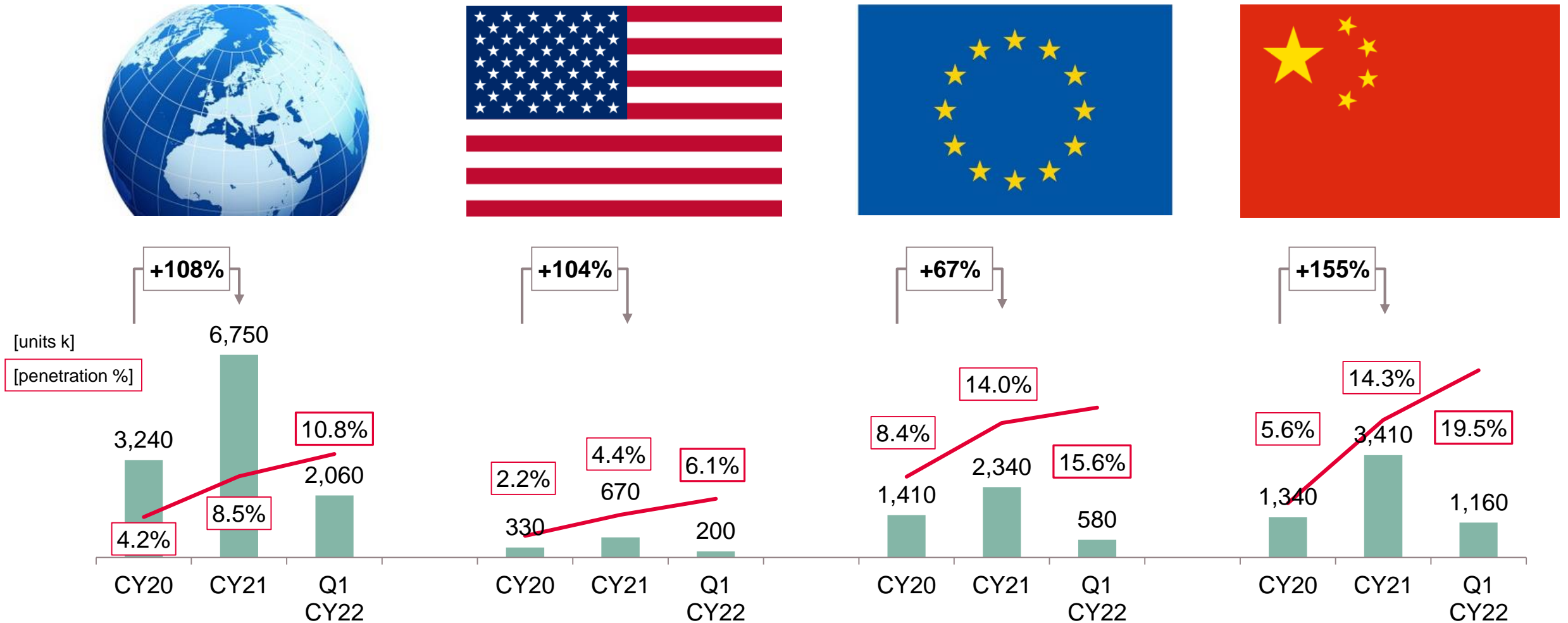




Electromobility



xEV (PHEV + BEV) penetration reaching all-time high of more than 10% globally in Q1 CY22



Source: Based on or includes content supplied by IHS Markit Automotive: EV Sales Volumes. April 2022; EV-Volumes.com. April 2022.

The road to emission-free cruising: Governments and OEMs indicated when to ban the ICE

/ Government regulations

2035:

- › EU: all new cars zero-emission.
- › China: public transport vehicles to be fully electrified.
- › Canada: no new ICE on sales.
- › California, Massachusetts, New Jersey, Thailand: no ICE on the street.

2030:

- › USA: ~40% of new vehicle sales to be BEVs.
- › Japan: no ICE on the street.
- › UK, Denmark, Sweden, Ireland, Netherlands: no ICE on sale.
- › International Energy Agency: no new ICE car sales recommended. 60% of global car sales to be BEV or H₂.

2025:

- › Norway: no new ICE on sale.
- › Mallorca: no Diesel car on sale.
- › Netherlands, special zones: only electrified trucks and delivery vehicles allowed.
- › Netherlands: in major cities (Amsterdam, Rotterdam, The Hague, Eindhoven, Tilburg), all taxis and rental cars newly registered are to be emission-free. Other areas in the Netherlands have until 2030.

2023: Spain, cities with > 50k inhabitants: only zero-emission vehicles allowed.

2050: Spain, cities with > 50k inhabitants: no ICE on the street.

2040: Spain, cities with > 50k inhabitants: no new ICE on sale.

2040:

- › Honda: "All new vehicles will be BEV."

2039:

- › BMW: "All new vehicles will be BEV."

2035:

- › GM: "All new vehicles will be BEV."
- › VW brand: "To end sales of ICEs in Europe."
- › VW brand: "55% of US sales fully electric."

2033:

- › Audi: "All new vehicles will be BEV."

2030:

- › VW brand: "> 70% of all new vehicles to be BEV in Europe."
- › Volvo: "All new vehicles will be BEV."
- › Ford: "All new veh. in Europe will be BEV. 40% of Ford global veh. volume to be BEV."
- › Jaguar: "No new ICEs."
- › BMW: "50% of all new vehicles to be BEV."

2025:

- › Lamborghini: "All new vehicles will be BEV or PHEV."
- › Mercedes: "The upcoming S class generation will be available as BEV only. All new vehicle architectures are BEV only (no longer PHEV). ~50% of all new vehicle sales to be BEV or PHEV (vs ~25% so far)."

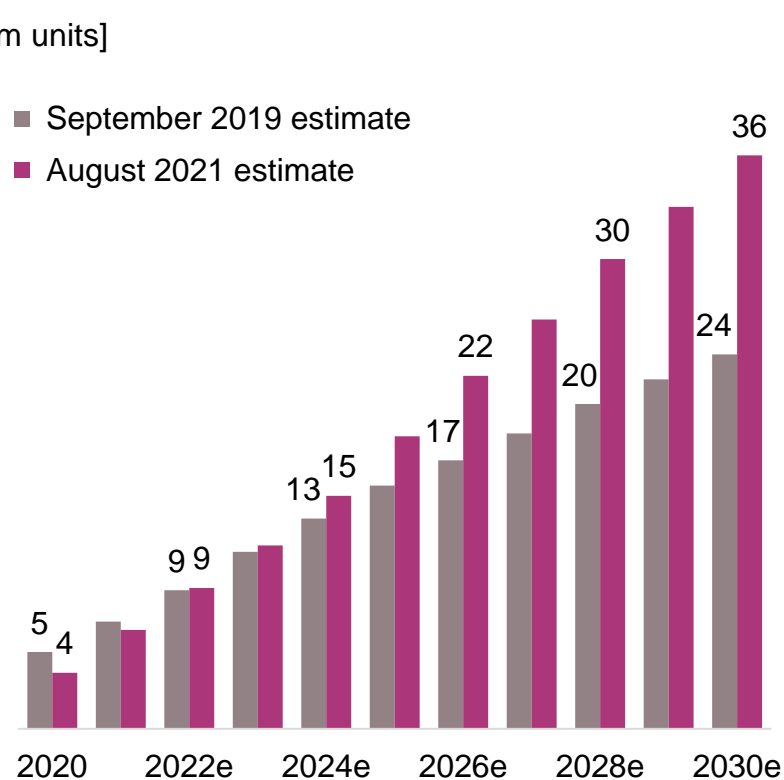
/ OEM statements

The penetration of PHEV + BEV is accelerating; the incremental content of power semis in xEV is a significant opportunity for Infineon

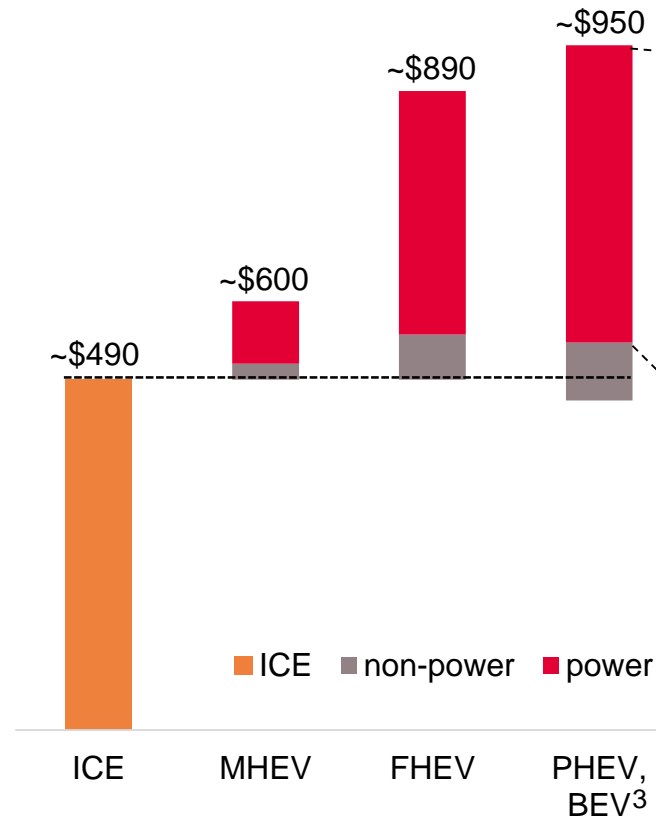
PHEV + BEV annual car production¹

[m units]

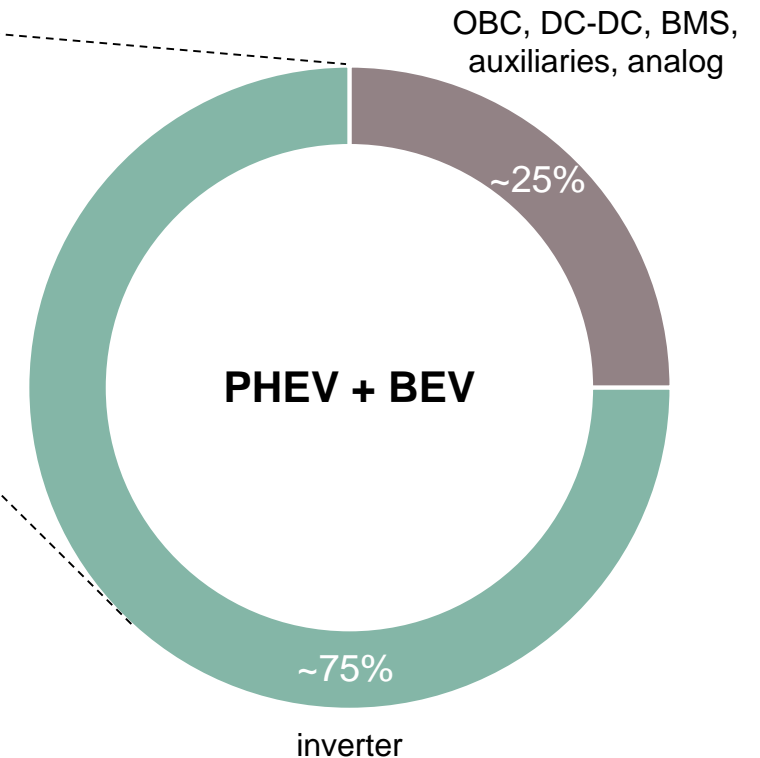
■ September 2019 estimate
■ August 2021 estimate



2021 average xEV semi content²



Incremental power semi by application



¹ Based on or includes content supplied by IHS Markit Automotive: *Alternative Propulsion Forecast*. September 2019, August 2021.

² Strategy Analytics: *Automotive Semiconductor Demand Forecast 2019 - 2028*. July 2021; Infineon. "power" includes voltage regulators, ADCs and ASICs.

³ Due to missing ICE engine in BEV the weighted incremental semiconductor content for PHEV and BEV starts below the "~\$490" line.



Automated Driving



The car of the future is driving digitalization in many aspects and Infineon provides the ingredients



ADAS/AD

- › object recognition
- › advanced spatial sensing
- › MCU (AURIX™, TRAVEO™ 2, PSoC™)
- › radar sensor
- › NOR flash and RAM memory



software-over-the-air

- › remote OS updates
- › secure feature upgrades
- › NOR flash memory
- › security solution



infotainment and HMI

- › seamless digital entertainment
- › always-on, secure connectivity
- › intuitive user interface (UI)
- › MCU (AURIX™, TRAVEO™ 2, PSoC™)
- › Wi-Fi, Bluetooth®, USB Type C
- › touch controller with CapSense™



digital instrument cluster

- › real-time driver information
- › user-specific digital content
- › MCU (AURIX™, TRAVEO™ 2, PSoC™)
- › NOR flash and RAM memory



Car of the future



comfort / premium

- › automatic exterior and interior lighting
- › passenger-specific automatic settings
- › MCU (AURIX™, TRAVEO™ 2, PSoC™)
- › pressure and magnetic sensors
- › LED driver ICs

AURIX™ – the “gold standard” of Automotive MCUs continues its success story with the recently announced TC4x



Current AURIX™ TC2x/TC3x microcontroller family

- › AURIX™ is one of the leading Automotive microcontrollers with more than 320m units shipped to date
- › 32-bit real-time capable multi-core architecture based on up to 6 unified RISC/MCU/DSP TriCore™ processor cores, application-specific accelerators and security subsystem
- › Wide array of automotive applications: inverter control, engine and battery management, transmission control, safety control, ADAS, active suspension, LED pixel lighting, sensor fusion, domain control

New AURIX™ TC4x microcontroller family

- › New AURIX™ TC4x family for next generation eMobility, ADAS, automotive E/E architectures and affordable artificial intelligence (AI)
- › Highest standards in real-time execution, security and dependability
- › New zero downtime SOTA (Software Over the Air) features
- › Smart accelerators like for AI-based real-time control and 4D radar signal processing – up to 78x acceleration vs. previous generation
- › Enabling the next generation of intelligent and connected electric cars



AI-based xEV features


- › Predictive control and virtual sensing
- › Advance State of Health (SoH) and State of Charge (SoC) algorithms



Intelligent safety host

- › Companion chip for safety critical applications next to high-performance MPUs
- › Highest safety standards – ASIL-D, ISO26262

New AI and neural network features



Enhanced safety and control



AI-based ADAS features

- › Object classification
- › Advanced radar signal processing
- › Sensor fusion



Domain/zone control

- › E/E architecture – reduce complexity
- › Model predictive control
- › Intrusion prevention and detection

The Infineon AURIX™ MCU family has become the first-choice automotive architecture for high-growth and safety-critical applications



Infineon AURIX™ revenue development over time

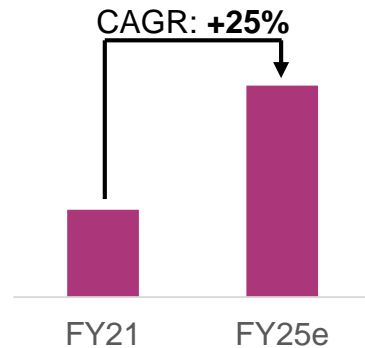
Powertrain

- › ICE engine management
- › ICE transmission
- › xEV motor control



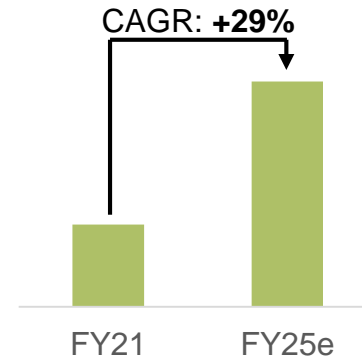
Classical safety

- › power steering
- › braking
- › airbag



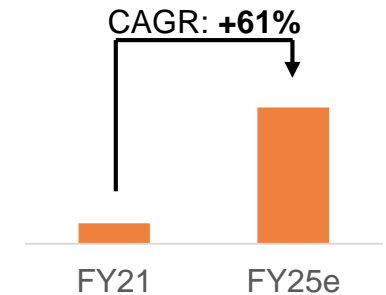
ADAS/AD

- › camera host control
- › sensor fusion host control
- › radar signal pre-processing



Domain and zone control

- › drive domain
- › body & convenience domain
- › zone control



Example of AURIX™ platform design-win



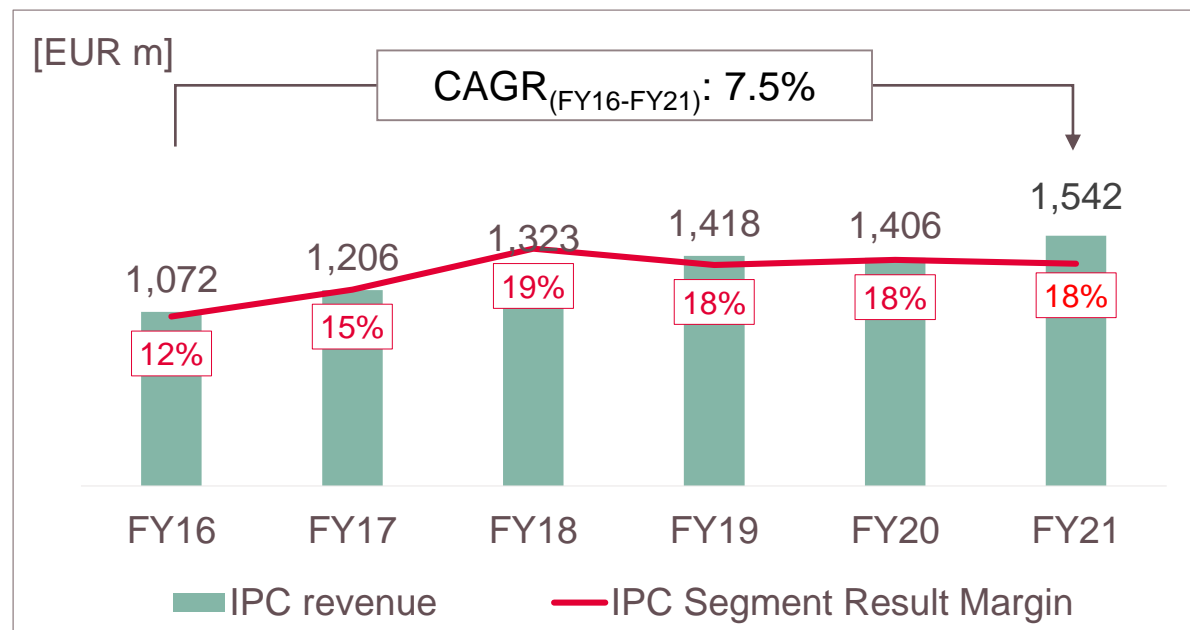


Industrial Power Control

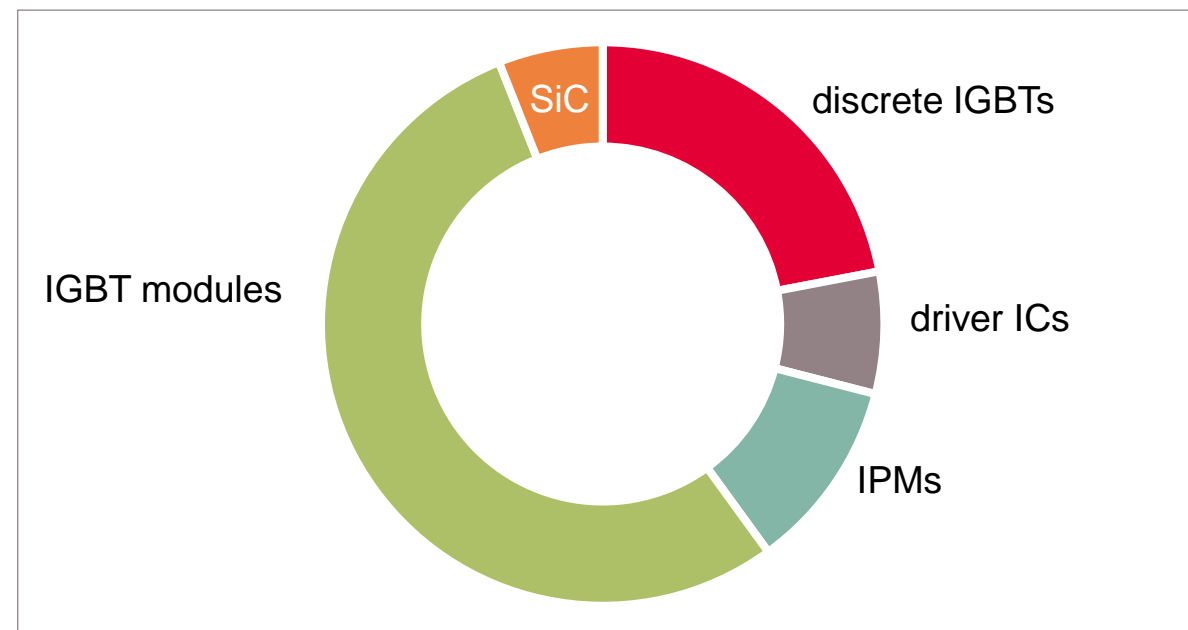


IPC at a glance

IPC revenue and Segment Result Margin















FY21 revenue split by product group (indicative)



Key customers



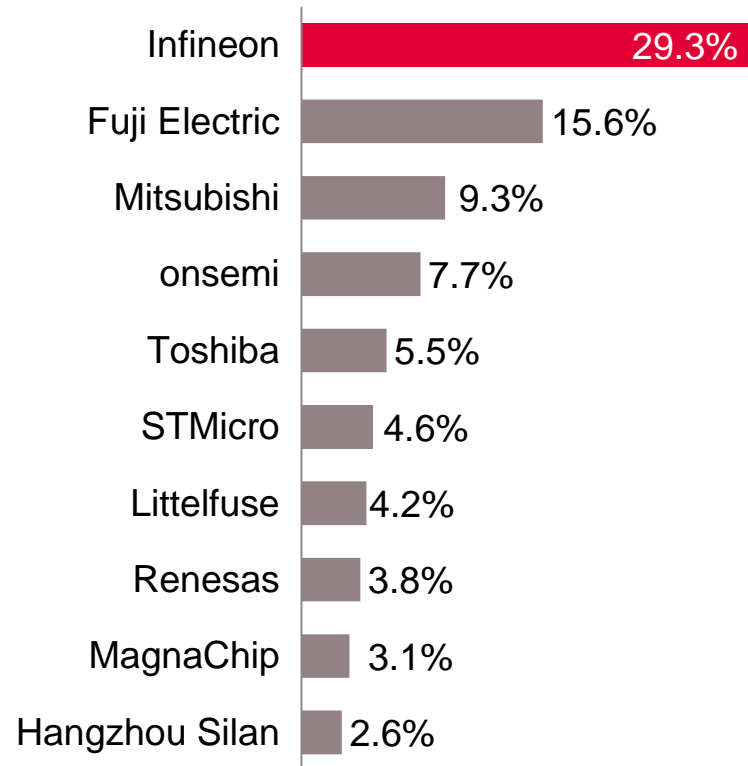
Market outlook remains positive across most target applications; growth rates returning to normal long term patterns

Applications (% of FY21 segment revenue)	Market Outlook for CY22	
 Automation and Drives ~35%		> Growth rates remain above long-term averages after strong recovery in CY21; currently no signs of softening
 Renewable Energy Generation ~26%		> Analyst updates wind installations forecast to show 10% growth compared to CY21 (in GW) > PV installations remain in double-digit growth
 Home appliance ~17%		> After strong growth surge in CY21, demand is softening but still driven by energy efficiency incentives for major appliances
 Transportation ~5%		> Overall expectations dominated and dampened by still delayed recovery for traction in China
 Power Infrastructure ~9%		> Strong growth of xEV driving charging infrastructure; continuous installation of renewable energy generation driving energy storage systems
 Others ~8%		> Long-term positive outlook driven by general trend of electrification in emerging applications (e.g. eMarine)

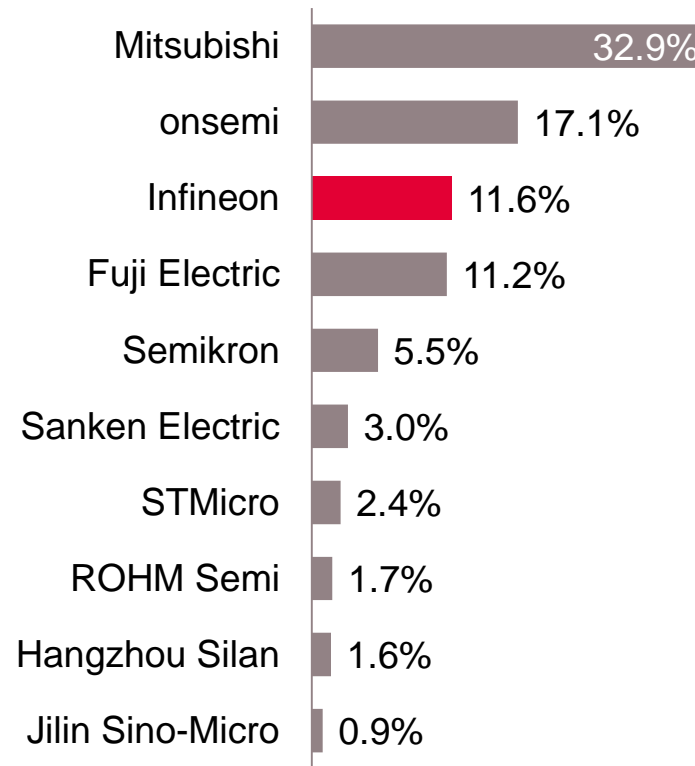
Clear leader in discrete IGBTs and IGBT modules; fostering position in IPMs



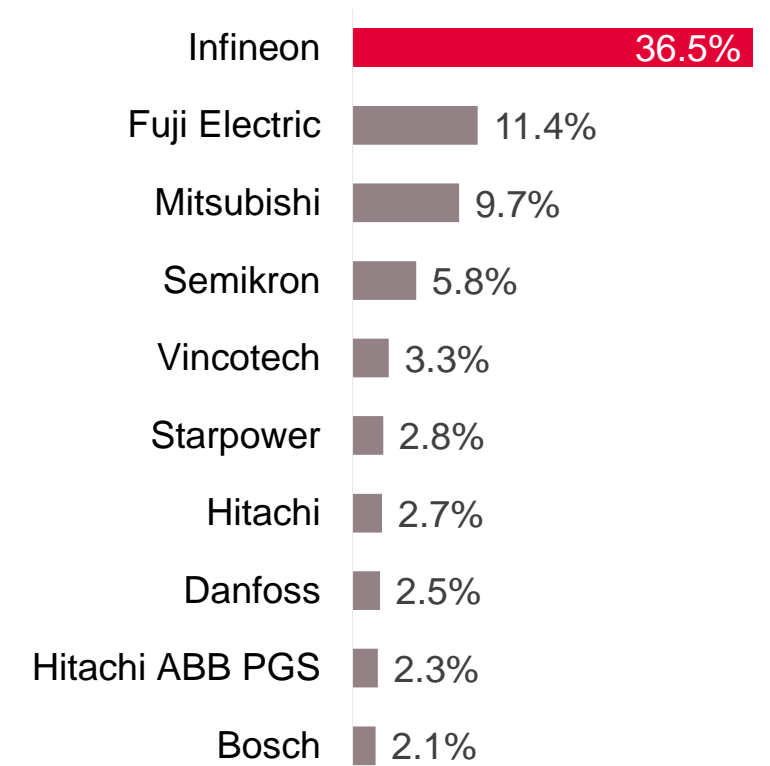
Discrete IGBTs 2020 total market: \$1.59bn



IPMs 2020 total market: \$1.43bn

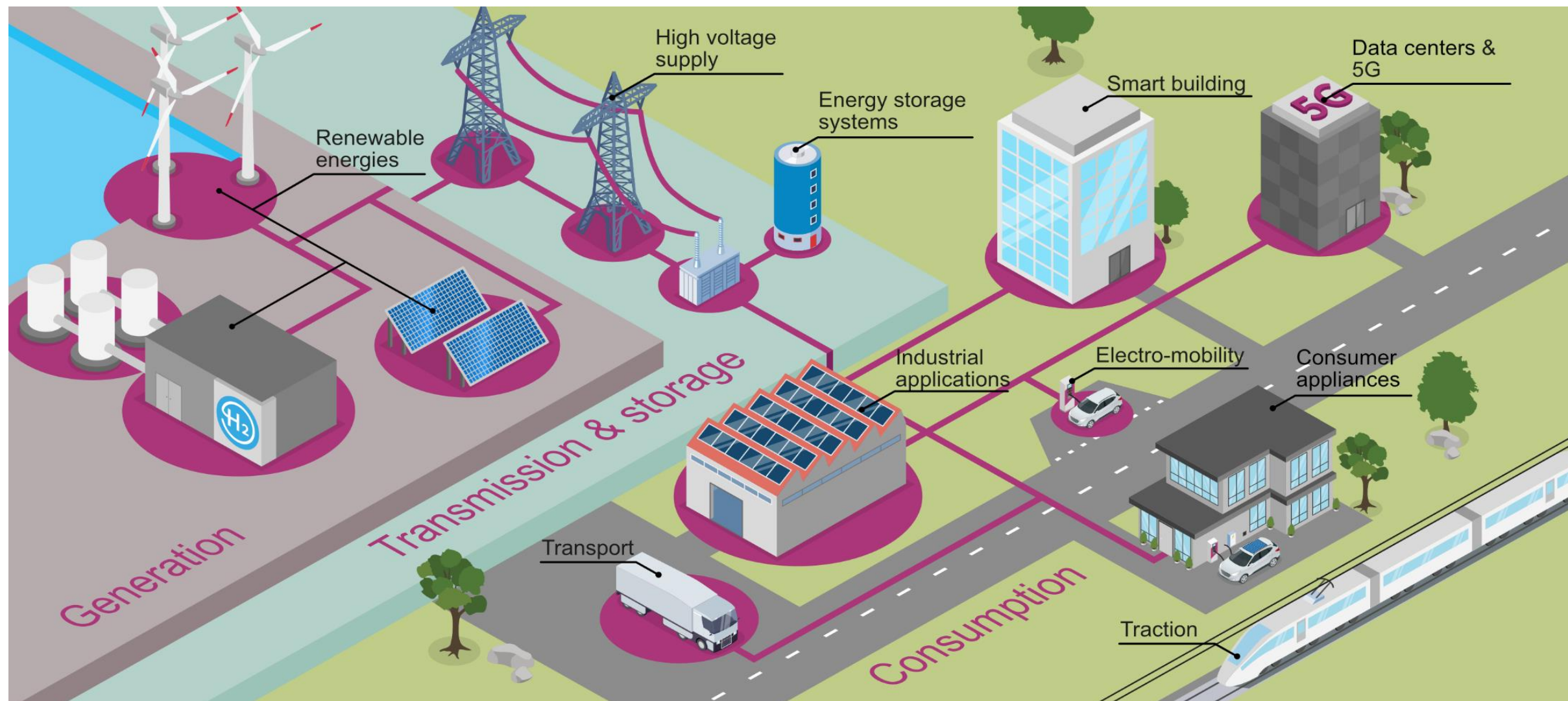


IGBT modules¹ 2020 total market: \$3.63bn



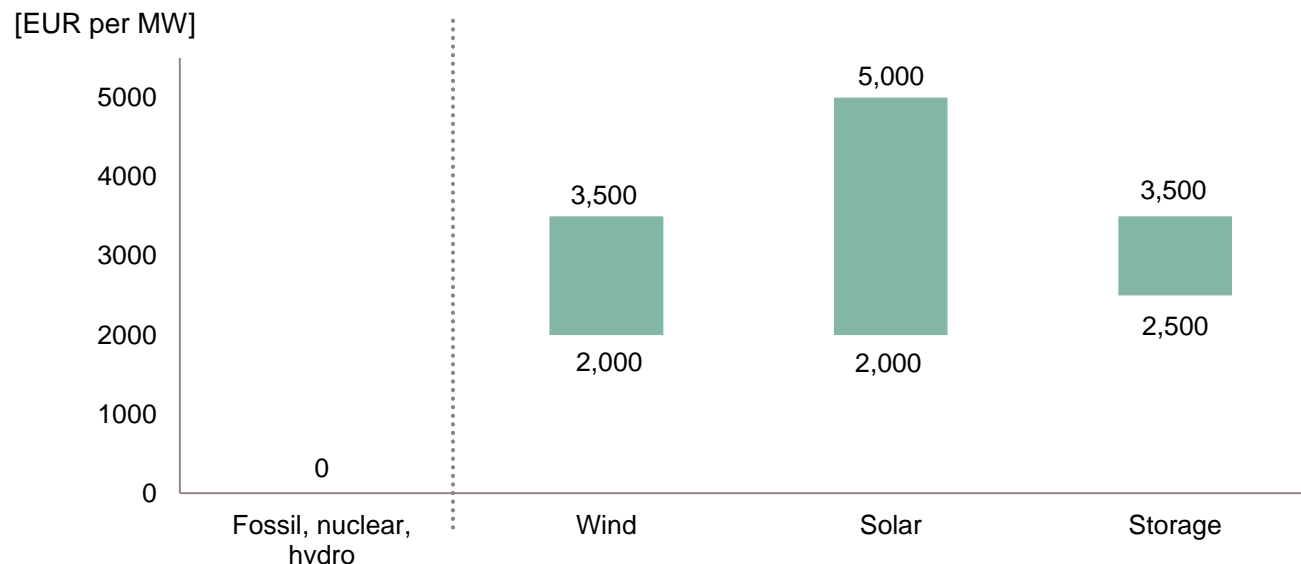
¹ Including standard (non-integrated) IGBT modules and power integrated modules (PIMs) / converter inverter brake (CIB) modules
Based on or includes research from Omdia: *Power Semiconductor Market Share Database 2020*. September 2021

Infineon provides solutions for all links in the energy conversion chain



Green energy generation provides large business opportunities

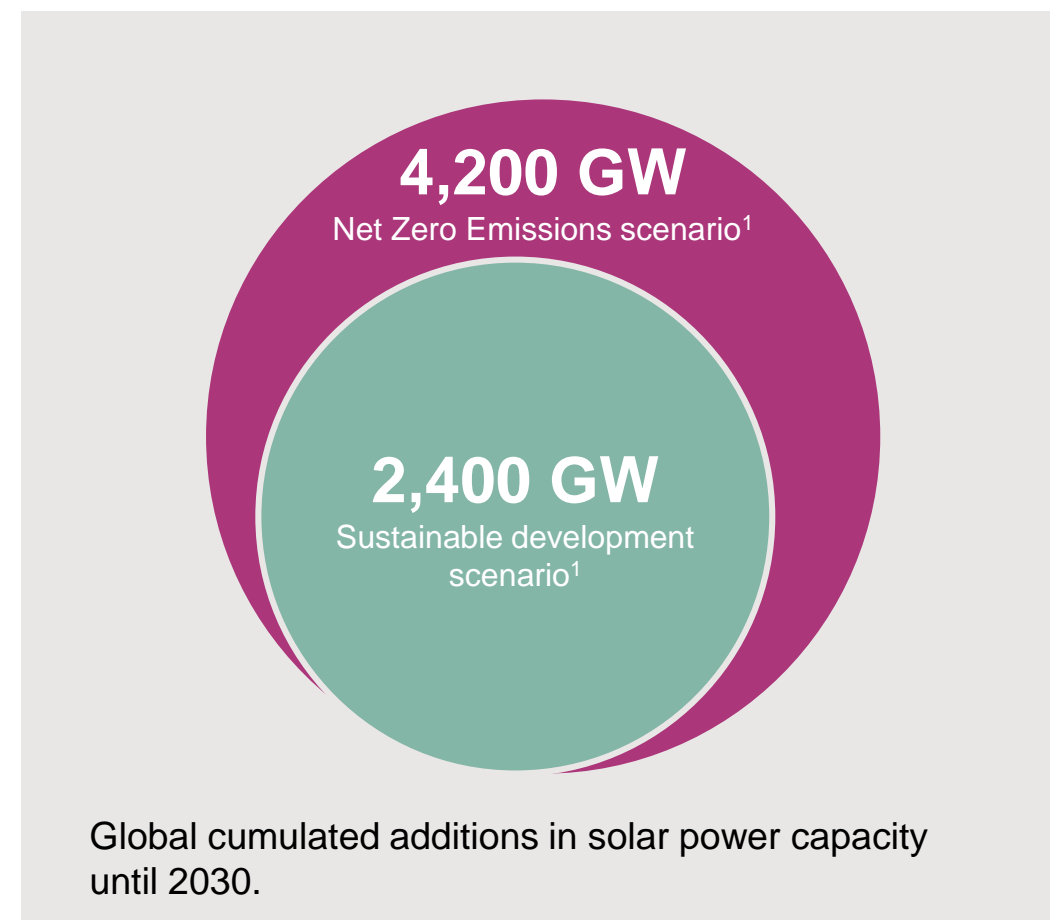
Power semiconductor content by application



	[GW]		
Additions in 2020	114	134	5 ²
Ø 2021 – 2030 annual additions Sustainable development scenario ¹	110	240	22 ²
Ø 2021 – 2030 annual additions Net Zero Emissions (NZE) scenario ¹	240	420	33 ³

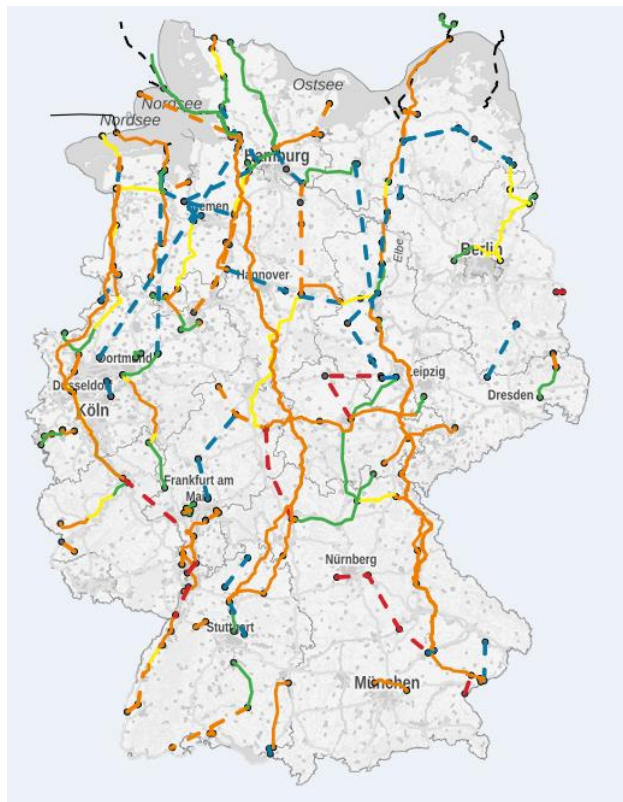
¹ IEA: *Net Zero by 2050 - A Roadmap for the Global Energy Sector*. May 2021 | ² Based on or includes content supplied by IHS Markit Climate and Sustainability Group: *Grid Connected Energy Storage Market Tracker H1 2021*. August 2021
³ Extrapolation; conservative assumption of equal ratio renewable generation to storage capacity

Upside potential: example solar power



Increasing share of renewables requires stronger grid

Planned grid expansion in Germany



Source: Bundesnetzagentur

Infineon's 4.5 kV IGBT modules enable HVDC lines

- › HVDC – High Voltage Direct Current lines are the technology of choice to strengthen the grid
- › Converter stations are equipped with power semiconductors
- › Infineon offers highly robust, low-loss 4.5 kV IGBT solutions
- › 6.5 kV IGBT is in development and will complement offering



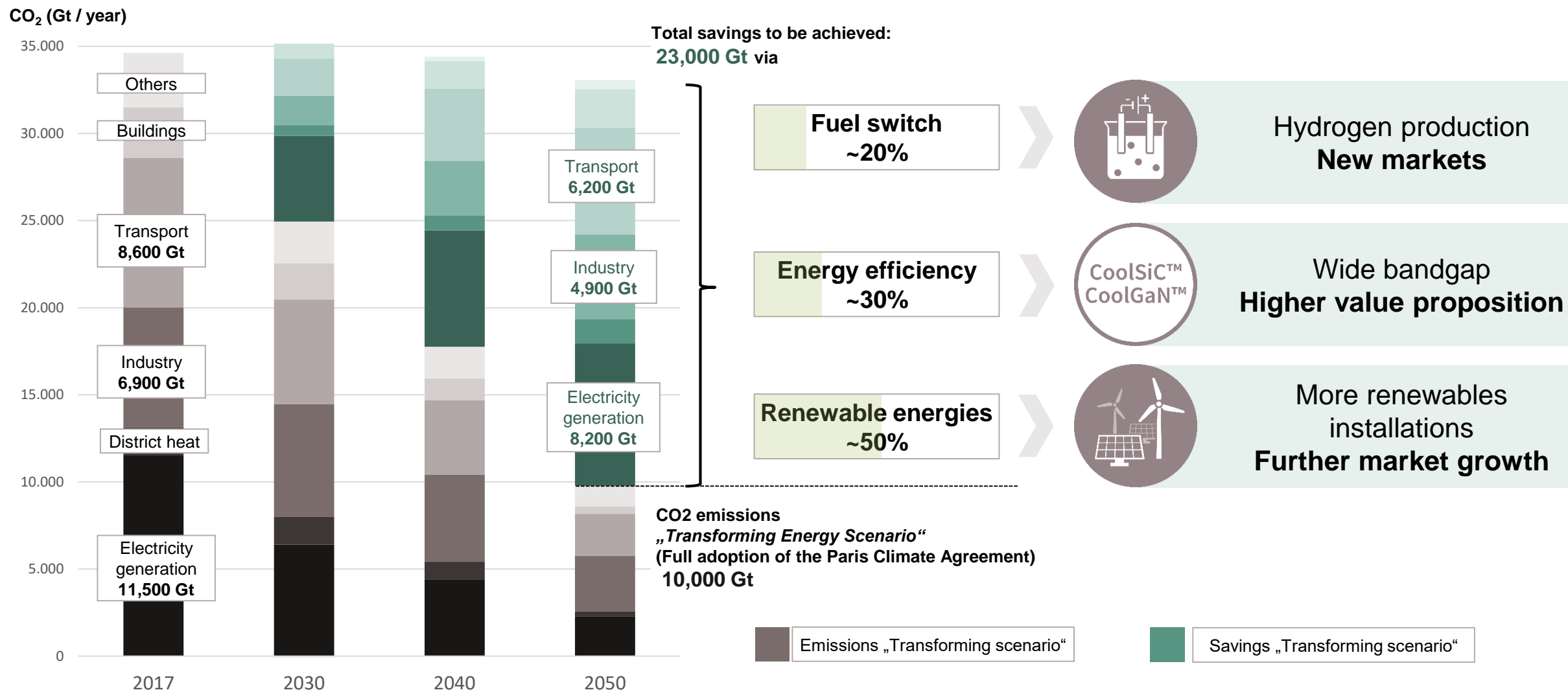
4.5 kV IGBT module in IHV-B housing

Converter station



Source: Siemens Energy




Infineon will benefit from all CO₂ saving measures






Source: IRENA, „Global Renewables Outlook 2020“

State-of-the art charging infrastructure powered by Infineon gives a perfect P2S example



- 1 Controller**
AURIX™ microcontroller

- 2 EiceDRIVER™ gate driver ICs**
EiceDRIVER™ enhanced

- 3 CoolSiC™ switches**
650 V/ 1200 V CoolSiC™ MOSFETs
1200 V in EasyPACK™


System solution enables...

-  > Fastest charging cycles
-  > More compact designs with up to **+30% power density**
-  > Highest lifetime and reliability

Field test of XHP™ 2 module with SiC MOSFET successfully concluded

Product

XHP™ 2
SiC MOSFET



Application



SIEMENS Avenio Streetcar

Outcome

- › One year in operation transporting passengers
- › 65,000 kilometers
- › **10% energy savings**
- › **Reduction of motor noise**

Voice of Customer



“The project [...] shows that we can not only optimize the noise levels of our vehicles but also improve our energy efficiency. **We would be very interested in this solution if these improvements could be commercially mass-produced.**” Ingo Wortmann, Head of Mobility at Stadtwerke München

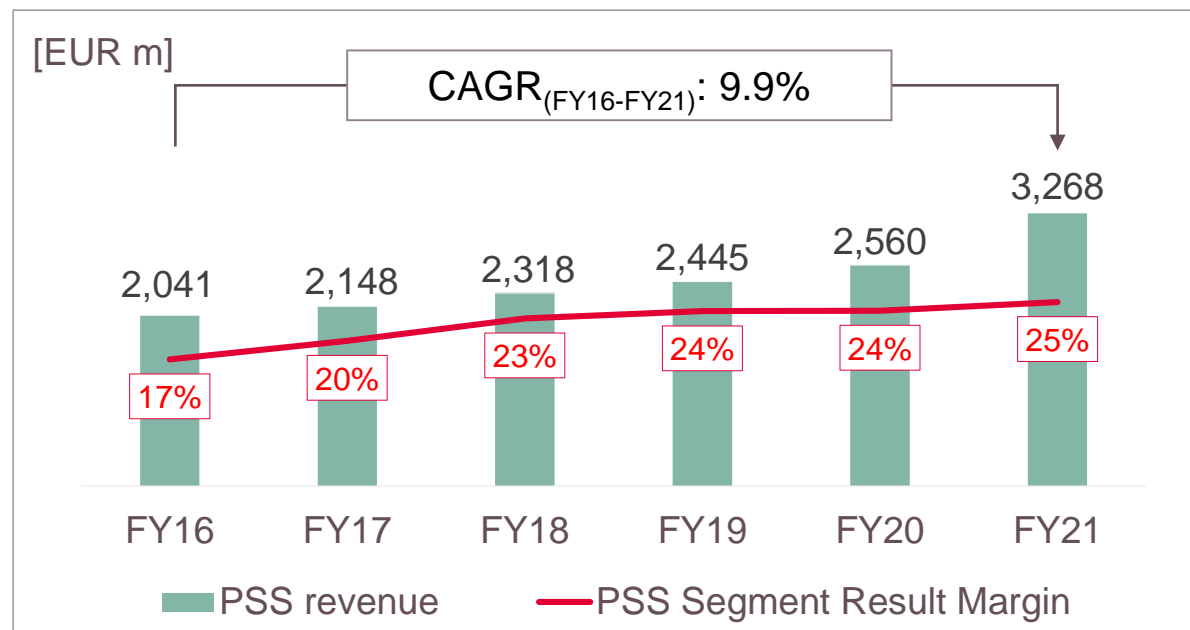


Power & Sensor Systems

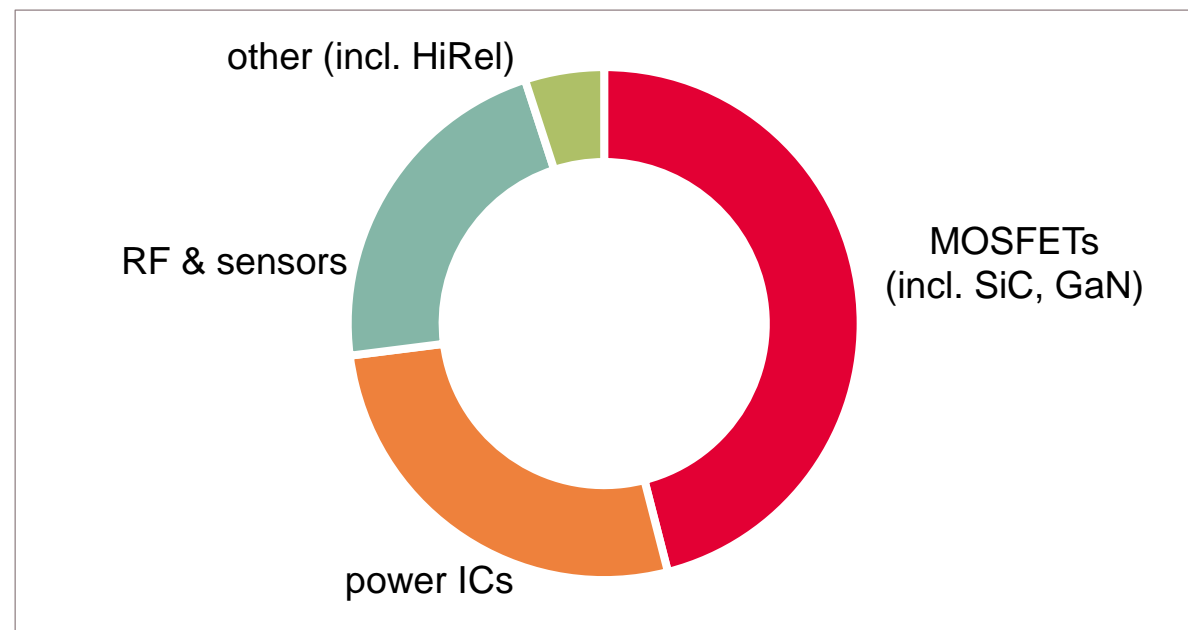


PSS at a glance

PSS revenue and Segment Result Margin













FY21 revenue split by product group



Key customers



Market outlook remains positive across most target applications but impact of current macro environment to be further closely monitored

Applications (% of FY21 segment revenue) ¹		Market Outlook for CY22	
<div><div>Computing</div><div></div></div>	~20%	<div></div> <div><ul style="list-style-type: none">> Structural growth driven by cloud computing and to a lesser extent by enterprise servers> Notebook PC shipments are expected to move steadily</div>	
<div><div>Communication</div><div></div></div>	~5%	<div></div> <div><ul style="list-style-type: none">> 5G cycle will continue to drive telecom equipment spending in CY22</div>	
<div><div>Smartphone</div><div></div></div>	~17%	<div></div> <div><ul style="list-style-type: none">> Still slight positive unit growth is expected for CY22 but reduced due to demand reduction mainly in Europe and intensifying supply constraints</div>	
<div><div>Consumer</div><div></div></div>	~24%	<div></div> <div><ul style="list-style-type: none">> Consumer confidence declined due to current macro environment, implying headwinds for consumer spending</div>	
<div><div>Industrial</div><div></div></div>	~25%	<div></div> <div><ul style="list-style-type: none">> Demand in renewable energy, EV and EV charging expected to be accelerated; value chain risks increasing and to be watched> Tailwinds from US, EU and Asia stimuli packages for infrastructure / green energy initiatives support long-term growth</div>	

¹ does not sum up to 100% due to other applications not shown here


PSS's growth is built on many applications from different sectors in power and non-power

Computing



- › data center
- › enterprise server
- › PC, notebook
- › peripherals
- › chargers and adapters

Communications



- › base stations
- › backhaul cellular infrastructure
- › 5G massive MIMO
- › telecommunication servers

Smartphones



- › smartphones
- › mobile devices
- › wearables
- › USB Type-C, USB Type-C PD

Consumer



- › eBikes, eScooter
- › multicopter
- › gaming
- › TV sets
- › smart home

Industrial



- › power supplies
- › EV on-board charger
- › charging infrastructure
- › PV inverter
- › power tools
- › lighting
- › Industry 4.0
- › aerospace



PSS – Power

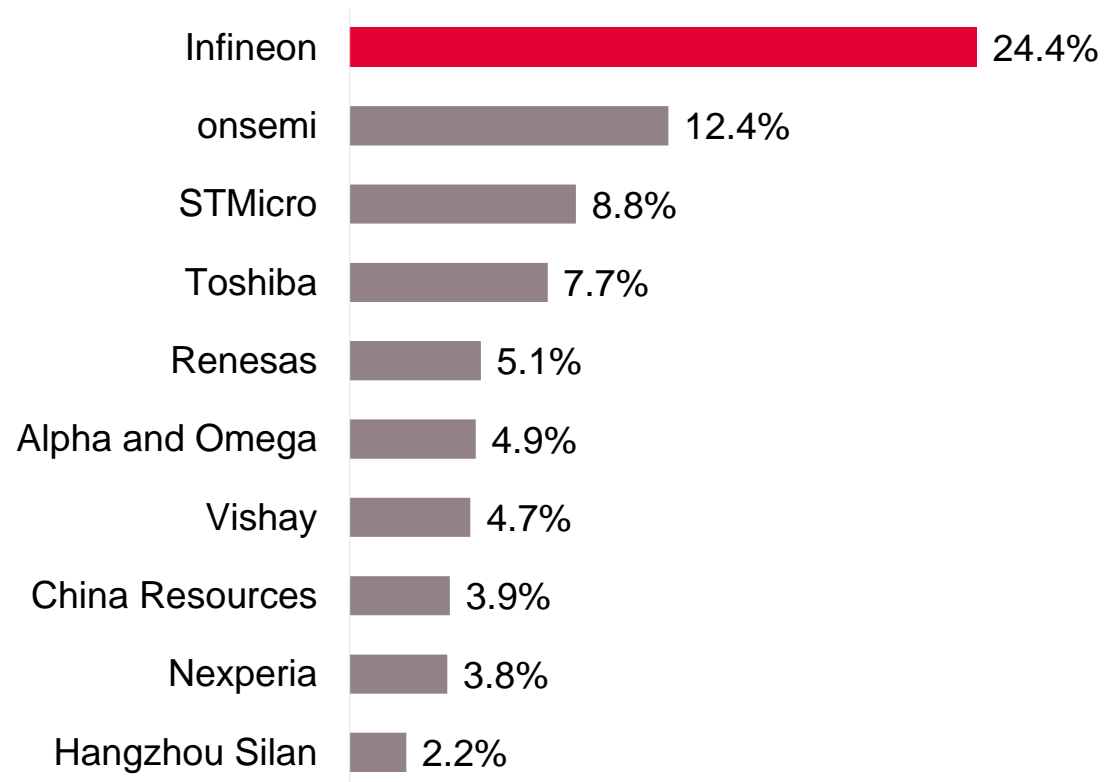


Infineon is the clear leader in MOSFETs; growth potential in power ICs



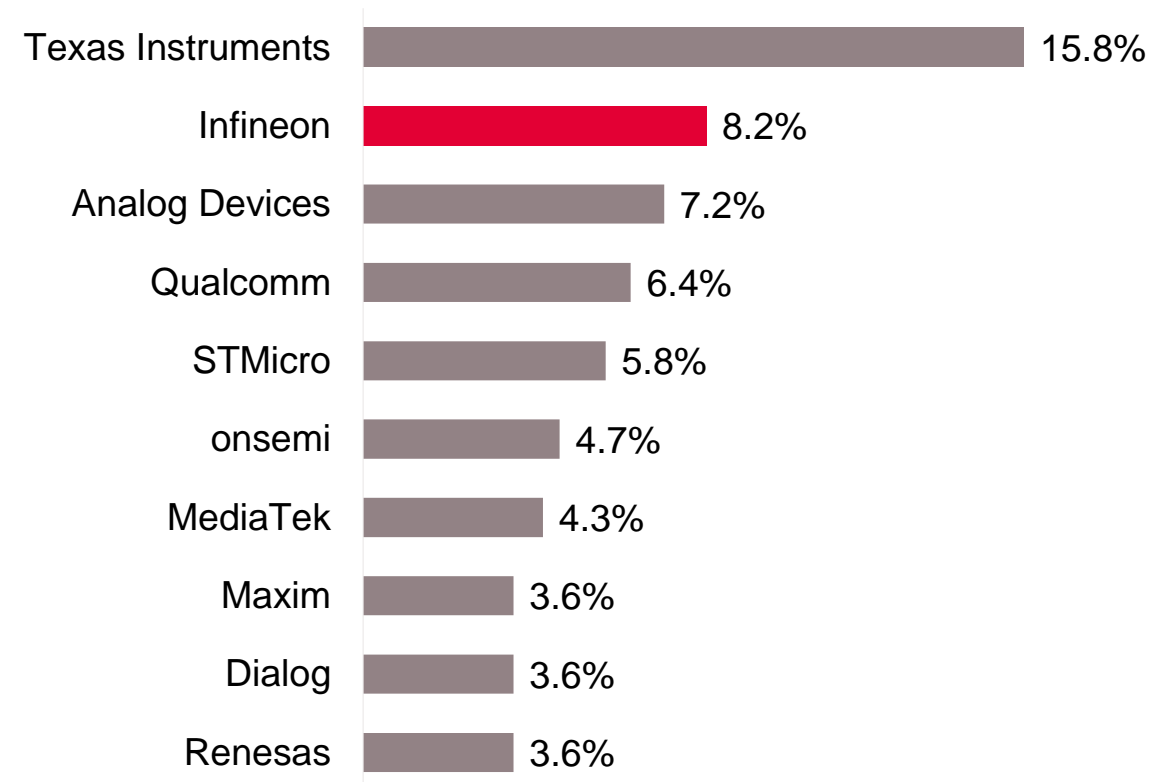
Discrete Power MOSFETs¹

2020 total market: \$8.1bn



Power ICs²

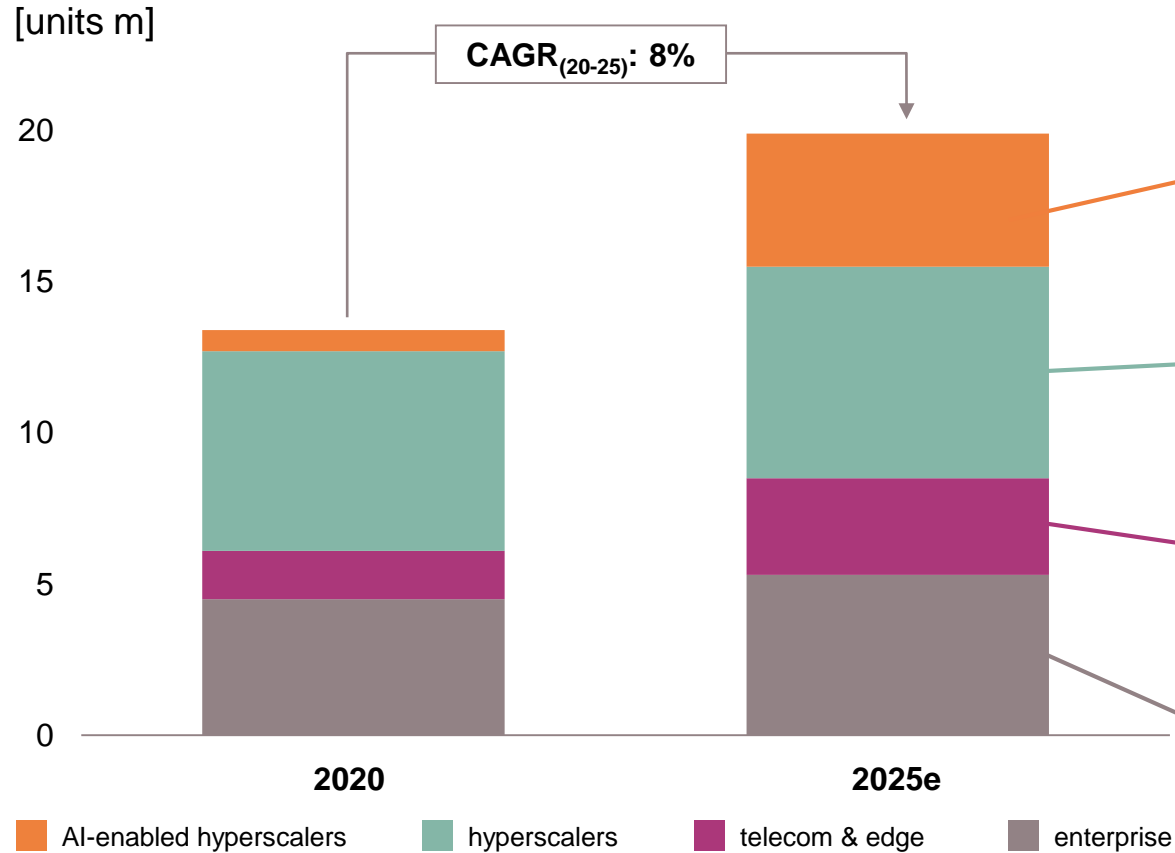
2020 total market: \$24.3bn



¹ Discrete Power MOSFET market includes automotive MOSFETs, protected MOSFETs, SiC MOSFETs and GaN power transistors. | ² Power IC market includes automotive power ICs.
Based on or includes research from Omdia: *Power Semiconductor Market Share Database 2020*. September 2021

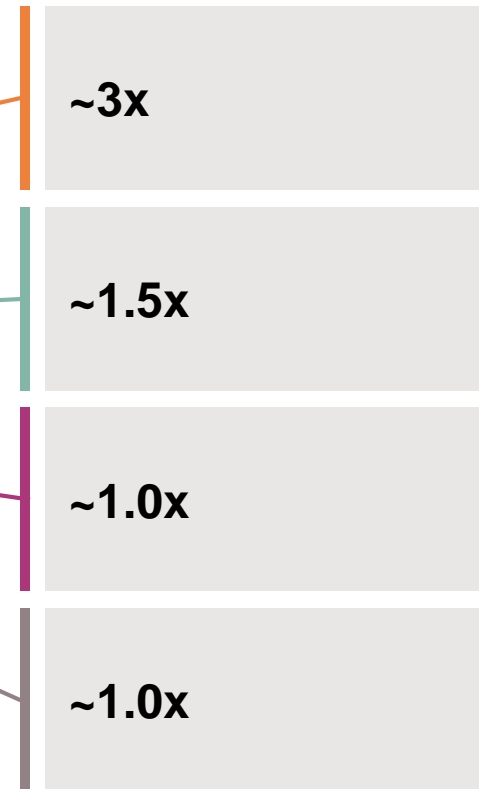
Data center – AI hyperscaler and telecom/edge computing are driving the growth

Server growth



Power requirement per server

Power¹:



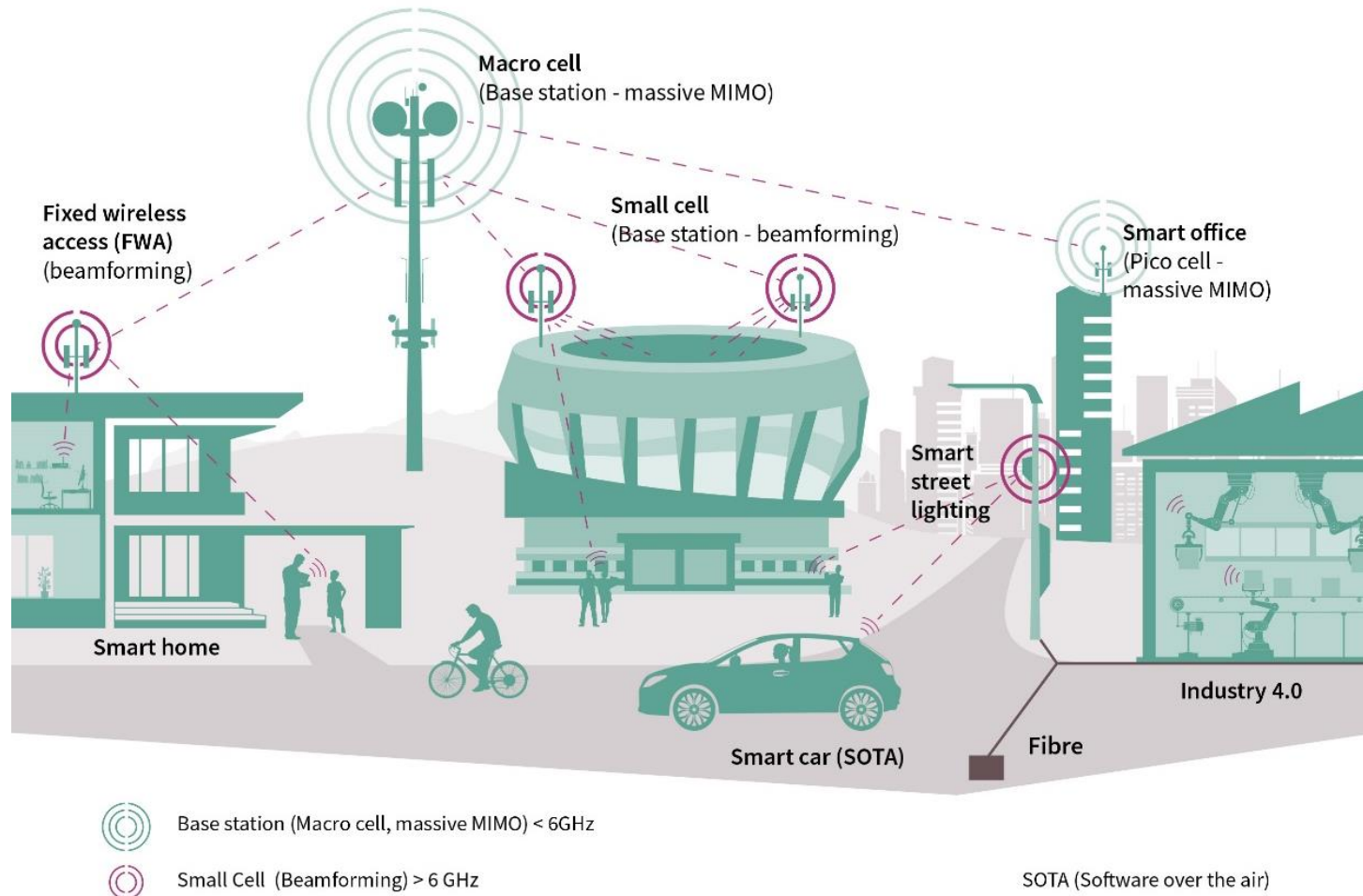
Exponential increase in **AI Training & Networking** (ASIC/SoC/FPGA/CPU/GPU) power level requires cutting-edge innovation in Device & Packaging technologies to solve power efficiency and density challenges

→ The bill of material is outpacing unit growth by a factor of ~1.3x.

¹ Normalized overall power requirement per server board for x-comparison
Based on or includes research from Omdia: *Data Center Server Equipment Market Tracker – 2Q21 Database*. September 2021

Transition from 3G/4G to 5G drives demand in power semis for antennas and power supplies

Smart and connected - the communication of tomorrow with 5G






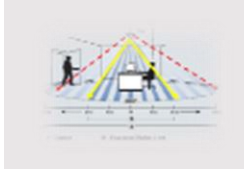




- > **driver #1:** massive growth of data and computing power
- > **driver #2:** higher number of base stations due to dense network
- > **driver #3:** ~4x higher power semi content per radio board: from ~\$25 for MIMO antenna to ~\$100 for massive MIMO antenna array
- > **driver #4:** fog computing data center as a completely new market



PSS – RF and Sensing



Main applications addressed by PSS sensors portfolio

MEMS microphone	3D radar (24/60 GHz)	3D ToF image sensor	Environmental
 <p>Best audio performance</p>  <p>Low power consumption</p>	 <p>Ultra-low power consumption</p>  <p>Presence detection/ Vital Sensing</p>	 <p>Best price / performance</p>  <p>Face ID (biometrics), VR/AR</p>	 <p>High precision and Small form factor</p>  <p>Measure CO₂</p>

Main applications

- › Smartphone
- › True wireless stereo headsets
- › Smart speaker
- › Laptop & Tablet

- › Automotive
- › Smart home
- › TV
- › Security camera
- › Smart building

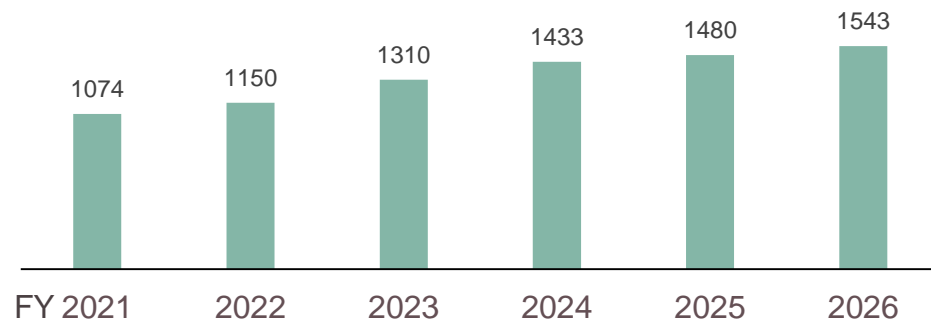
- › Smartphone: world-facing and user-facing
- › Robotics
- › Automotive in-cabin sensing
- › Payment terminals

- › Heating, ventilation, air conditioning (HVAC)
- › Air purifier
- › Smart thermostat
- › CO₂/virus risk reduction

Sensor markets targeted by PSS offer attractive growth potential

MEMS microphone market

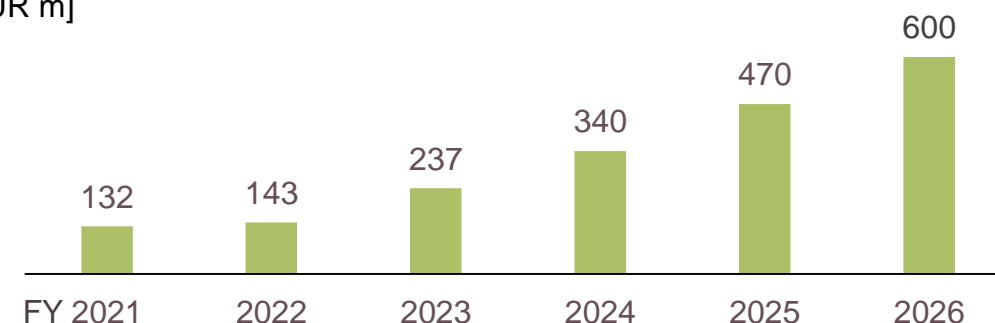
[EUR m]



Source: Infineon estimates

Radar IC market (24 GHz and 60 GHz only)

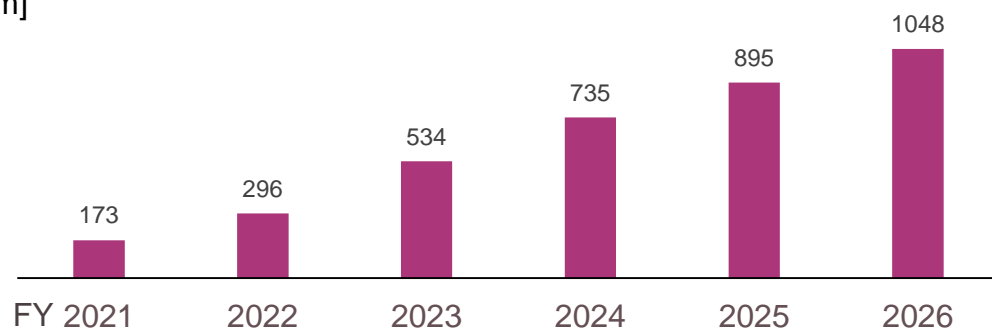
[EUR m]



Source: Infineon estimates

3D ToF image sensor market

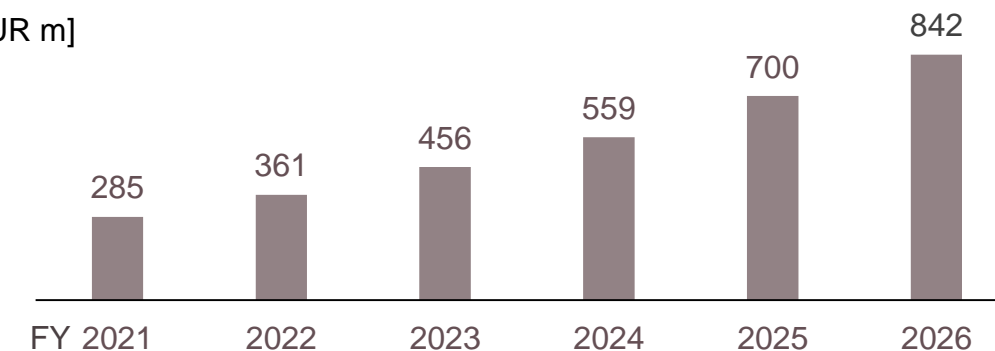
[EUR m]



Source: Infineon estimates

Environmental sensor market*

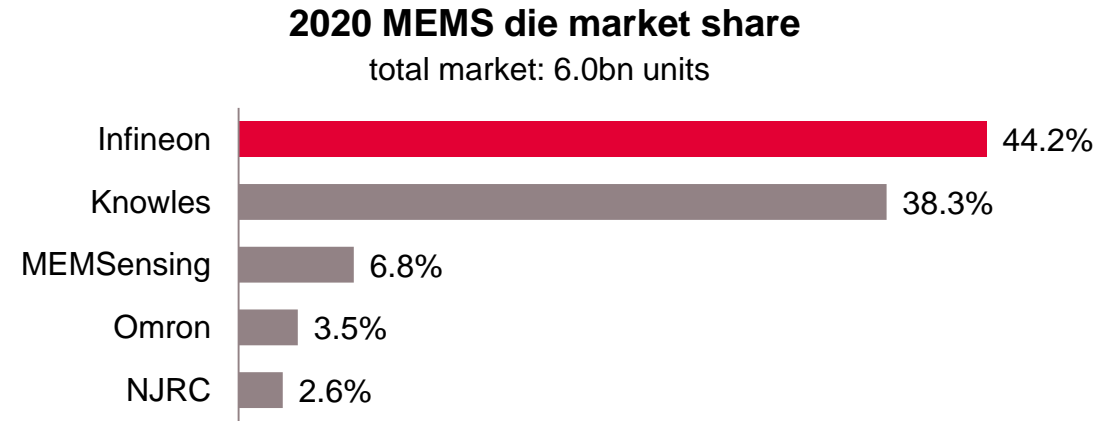
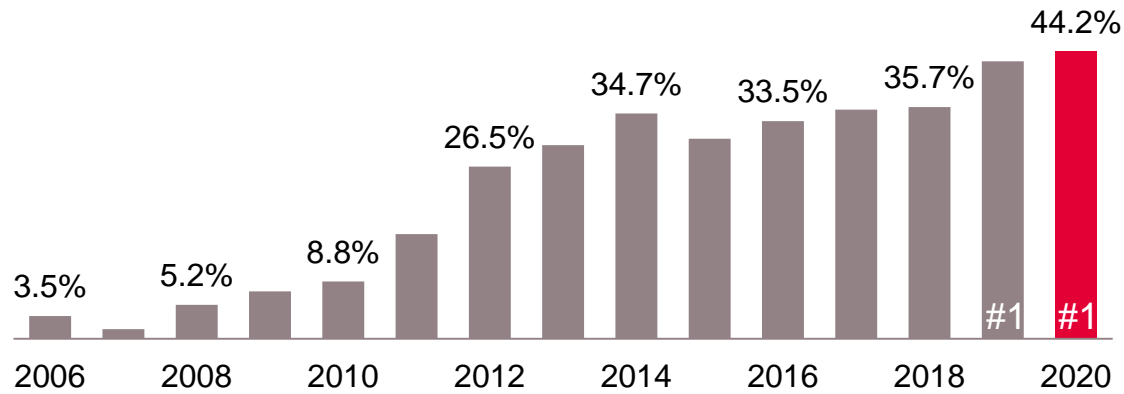
[EUR m]



* Infineon is addressing smart building, smart home, smart appliances, consumer IoT devices and automotive
Source: Infineon estimates

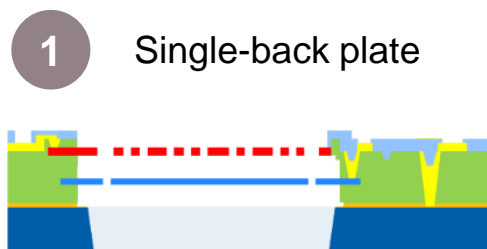
Unparalleled audio characteristics of our XENSIV™ MEMS microphones made Infineon #1 in 2019 with further m/s gain in 2020

Infineon's market share development in MEMS microphones (by units)

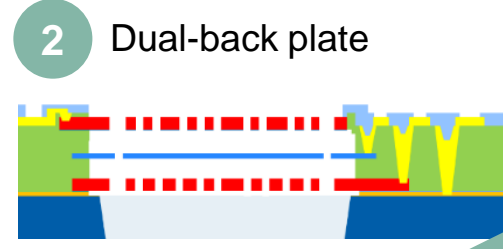


Based on or includes research from Omdia: *MEMS Microphones Dice Market Shares 2021*. July 2021

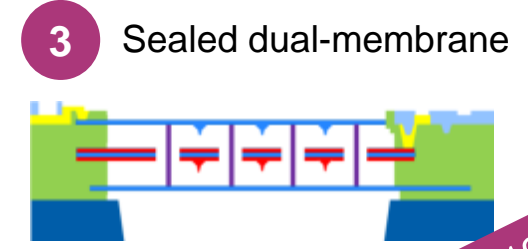
Technological progression of Infineon XENSIV™ MEMS microphones



SNR = 62 – 65 dB(A)



SNR = 65 – 69 dB(A)



SNR = 68 – 75 dB(A)

Radar offers several use cases for presence detection and health monitoring

Presence detection

- › **Room Occupancy Devices**
e.g. human localization and counting
- › **Occupancy based heating and ventilation**
e.g. reduction of CO₂ level to prevent spreading of diseases
- › **Device switch on/off**
e.g. reduction of energy consumption (e.g. lamp, TV, air conditioning...)
- › **Directional audio effects on individuum**
e.g. to improve audio quality (e.g. smart speaker, TV)
- › **Home surveillance**
e.g. detection of intruders

Health monitoring

- › **Sleep monitoring**
Sleep detection, sleep quality, apnea & snoring detection (radar combined with MEMS microphone)
- › **Vital sensing for home Fitness**
Heart rate and breathing rate measurement (person standing still after exercise)

Segmentation with radar enables smart devices to recognize each person in the room



Infineon 3D ToF is a versatile technology for many consumer applications



Mobile Phones – User Facing

Face ID



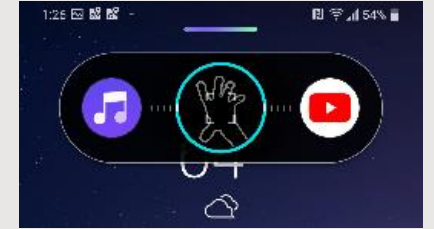
Hand ID



Payment



3D Gestures



Mobile Phones – World Facing

Bokeh



Virtual Retail



AR Gaming



3D Scanning



Consumer Robotics

Robot



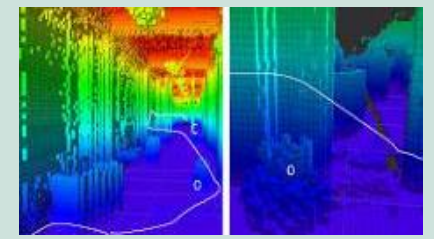
Last Mile



Collision avoidance



Navigation

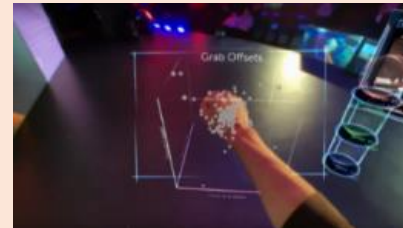


Augmented- & Virtual Reality

AR



Control



AR Gaming



Mapping



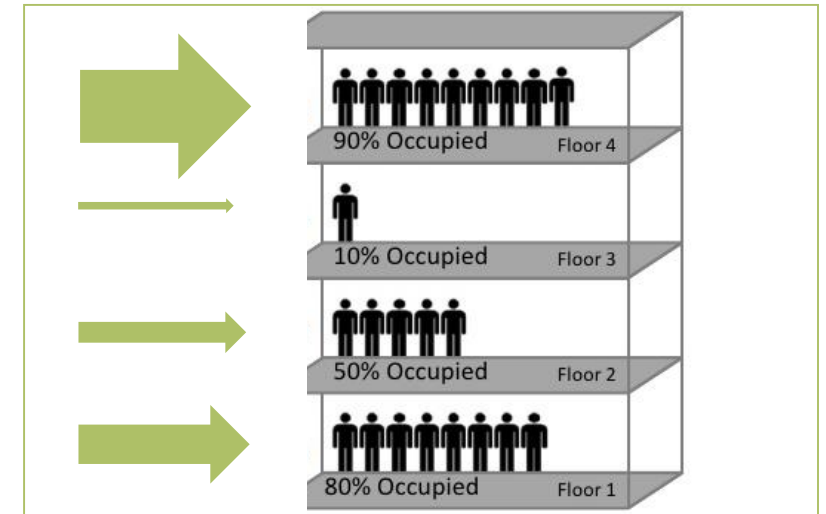
Infineon XENSIV™ PAS CO₂ sensor enables highly-precise CO₂ measuring in an extremely small size

Photoacoustic spectroscopy (PAS) technology based on Infineon's high (SNR) signal-to-noise ratio MEMS microphone

- › Infineon XENSIV™ PAS CO₂ sensor enables highly-precise, cost-effective and space saving CO₂ measuring
- › The technology offers an exceptionally small form factor (14 mm x 13.8 mm x 7.5 mm) that is 4x smaller and 3x lighter (2 grams) than the typical NDIR (non-dispersive infrared) sensor, allowing for more than 75% space savings in customer systems
- › The SMD package ensures compatibility with high-volume manufacturing standards, enabling cost-effective, fast assembly and system integration
- › Advanced compensation and configuration algorithms enable a plug-&-play sensor performance and fast design-to-market

XENSIV™ PAS CO₂ leads to demand-oriented and energy efficient control of air conditioning systems

XENSIV™ PAS CO₂ sensor measures the CO₂ level




Infiniteon system solution addresses IoT market via combining XENSIV™ sensors, PSoC™ 6 MCU and connectivity

Key facts


- › Infineon offers system solutions comprising of sensor, MCU, connectivity and software libraries (apps, SDKs)
- › BLE functionality monolithically integrated on MCU
- › IoT target applications for radar: entrance control or presence detection for smart home and smart building
- › Radar solutions are anonymous and therefore respecting privacy
- › First orders for presence detection received from several Asian customers
- › Radar solution can perfectly be combined with Infineon's XENSIV™ PAS CO₂ sensor for air quality monitoring



Example offering: Combination of sensors, microcontrollers and connectivity in development kit



XENSIV™ Radar + Pressure Wing Board



XENSIV™ PAS CO₂ Wing Board



Main board with MCU + Wi-Fi + Bluetooth combo



Advantages of radar over passive infrared

- › super compact design; smaller system sizes
- › determination of person's direction, speed, distance
- › programmable; can flexibly be adapted to the target application
- › higher accuracy; more precise measurements of detected objects

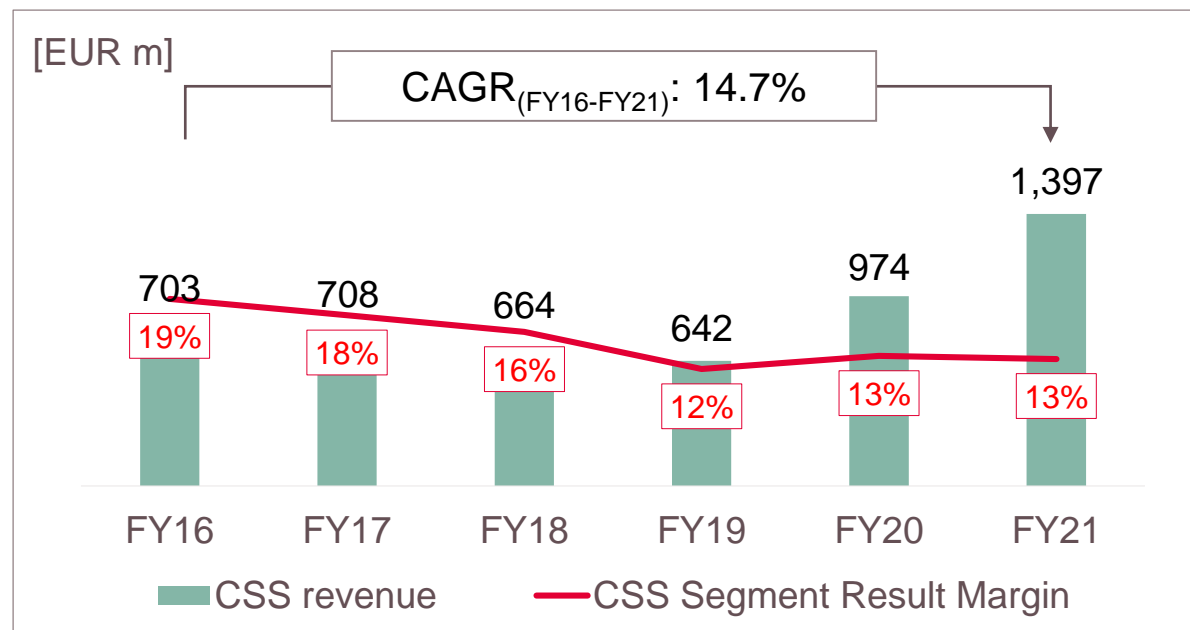


Connected Secure Systems

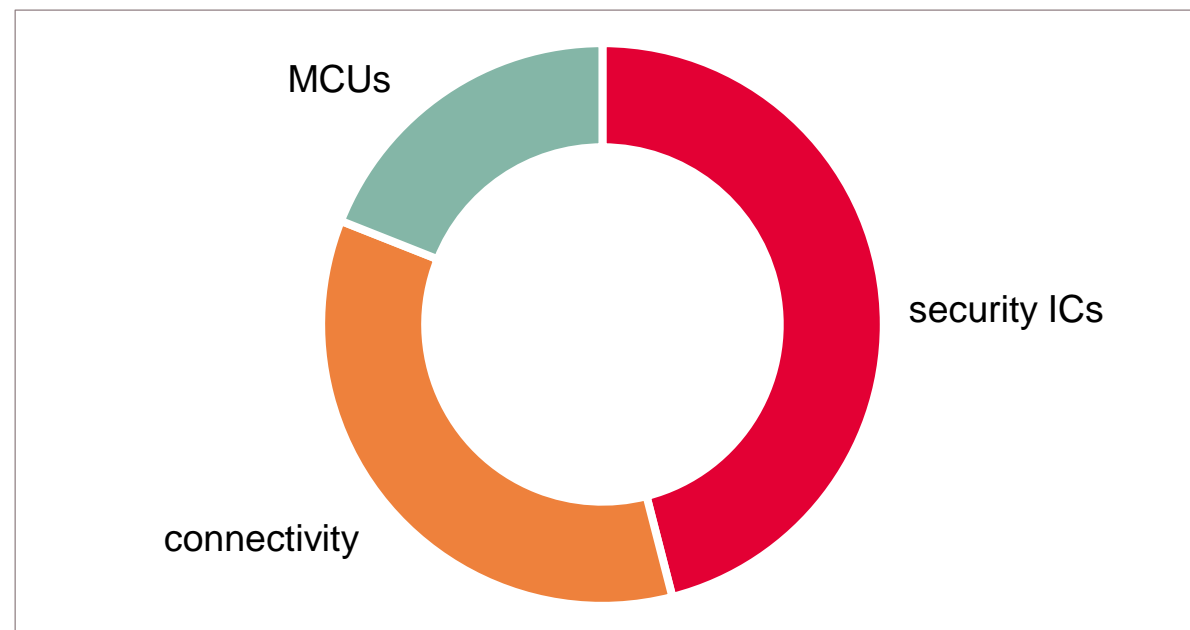


CSS at a glance


CSS revenue and Segment Result Margin










FY21 revenue split by product group



Key customers

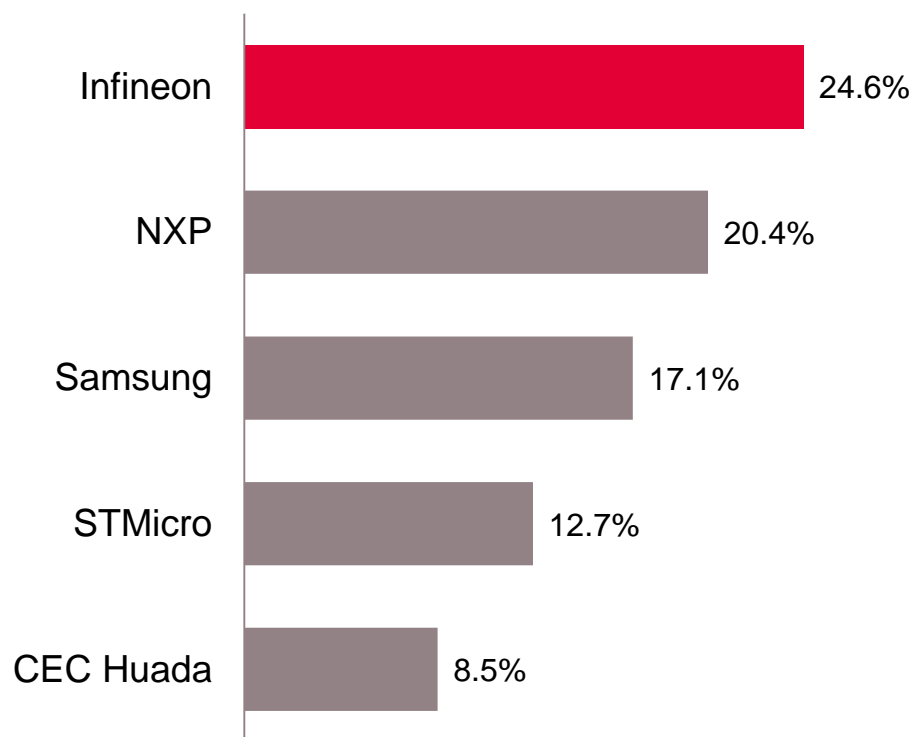


Positive outlook for most markets for CY22, while allocation has varying effects on the segments with the strongest impacts on payment

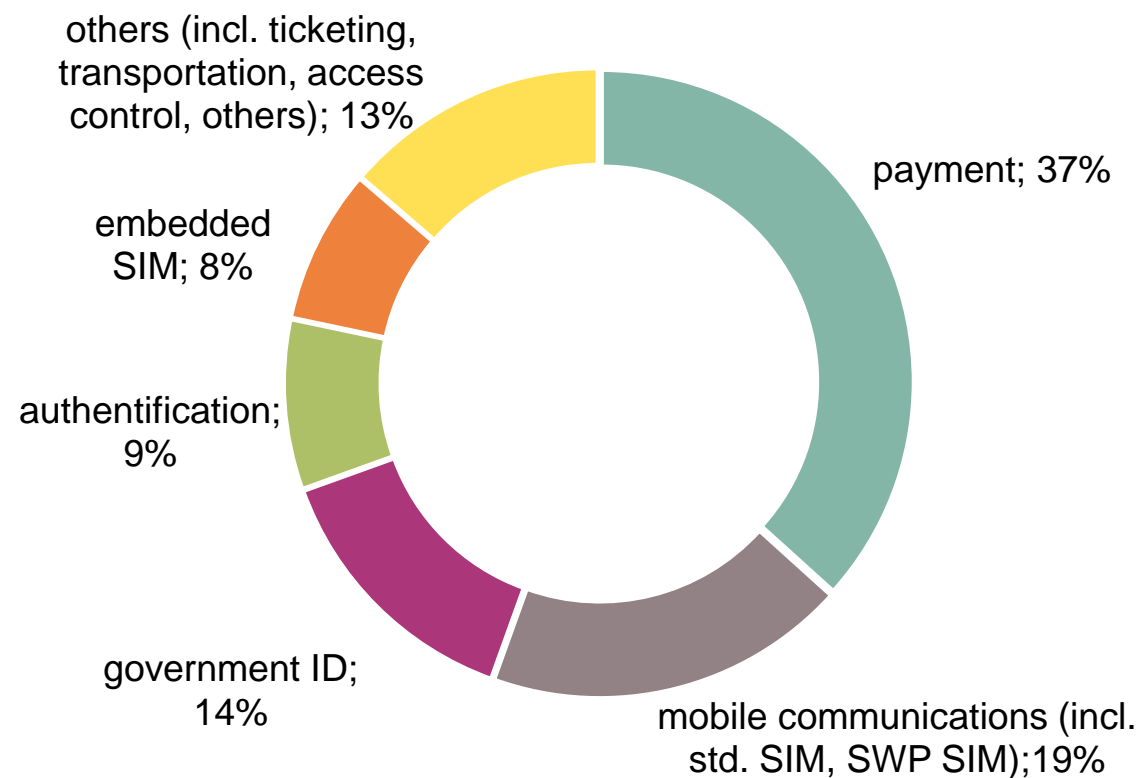
Applications (% of FY21 segment revenue)	Market Outlook for CY22 (not considering supply constraints)
<div>Industrial and Consumer IoT ~67%</div> <div><div>Industrial IoT</div><div>Smart Home</div><div>Wearables</div><div>Gaming</div><div>Automotive</div></div>	<div> > Growth momentum in industrial segments to continue into CY22.</div>
	<div> > Further growth momentum across smart home devices expected.</div>
	<div> > Growth in wearables market is assumed to stretch in CY22 driven mainly by smart watches.</div>
	<div> > Gaming Consoles shipments expected to show a decrease due to supply constraints.</div>
	<div> > Market demand-supply uncertainties continue due to COVID-19 pandemic, silicon foundry limitations and macroeconomic concerns. Ukraine war causing further disruptions, especially in Europe.</div>
<div>Payment, ID, Ticketing ~33%</div> <div><div>Payment</div><div>Identification</div></div>	<div> > Supply constraints inhibit market growth, despite strong market demand for contactless payment solutions.</div>
	<div> > Positive trend expected driven by recovery in passports issuance as well as projects roll-out for other eDocuments.</div>

Infineon remains top player in security ICs

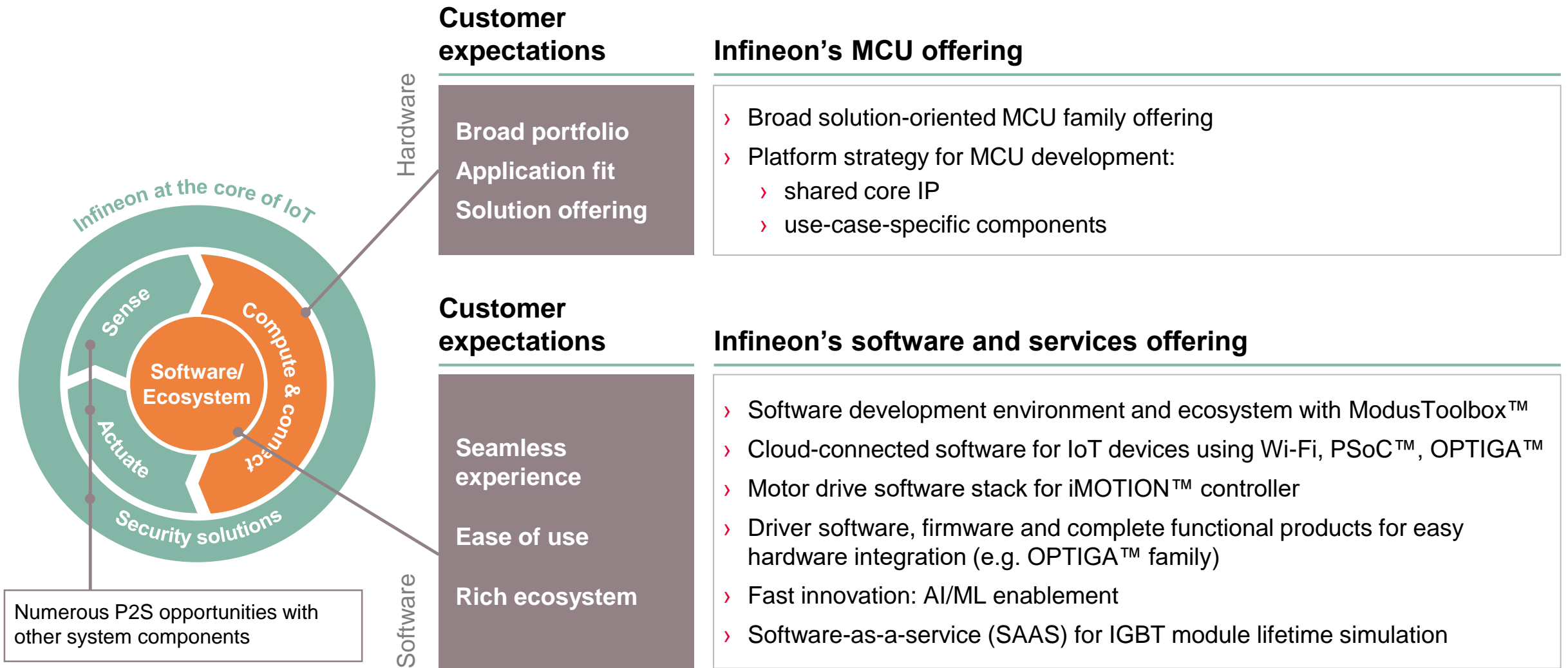
Security ICs (excl. NFC controllers; excl. NFC eSE)
2020 total market: \$2.8bn



Security ICs (excl. NFC controllers; excl. NFC eSE)
2020 by application



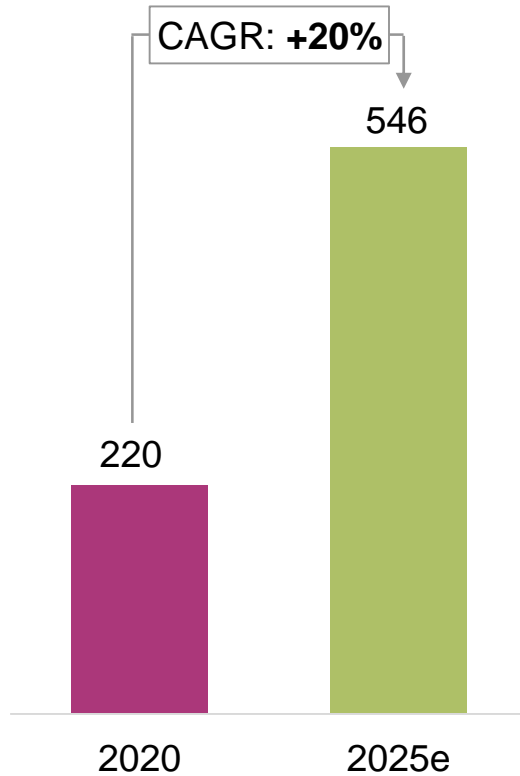
MCU and software are key for the success in IoT as they define the functionality and time-to-market of the device











With a broad set of key enabling technologies, Infineon is well positioned to capture growth opportunities

Market: Home Automation Devices¹

[units m]



Leading competencies to provide full system solutions

-  **Application understanding**
-  **Ease-of-use**
-  **Software**
-  **Sense**
-  **Compute**
-  **Actuate**
-  **Security**
-  **Connectivity**



smart door lock



wireless smart camera

Customer ex. for wireless smart cameras and smart door locks



ASSA ABLOY



Google



Kaadas

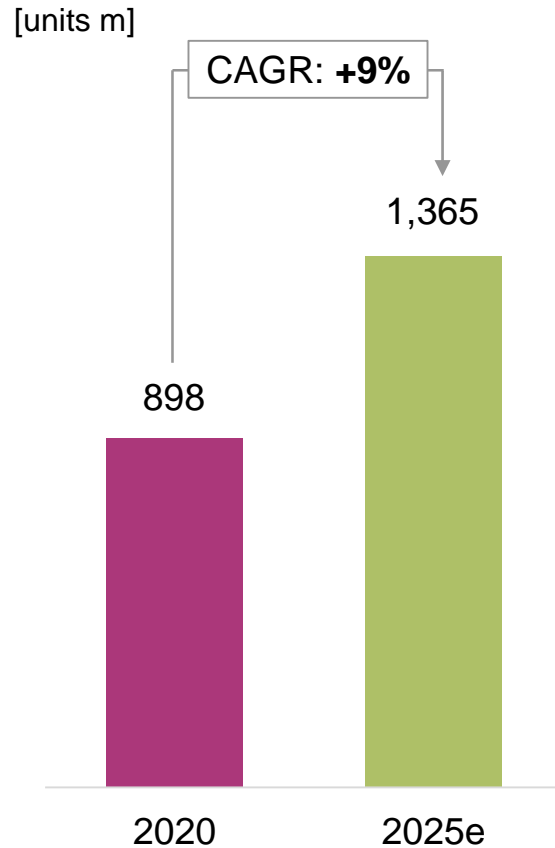


¹ ABI Research: *Wireless Connectivity Technology Segmentation and Addressable Markets*. July 2021; excluding Chromebooks, desktop PCs, feature phones, media tablets, netbooks, smartphones, white box tablets.

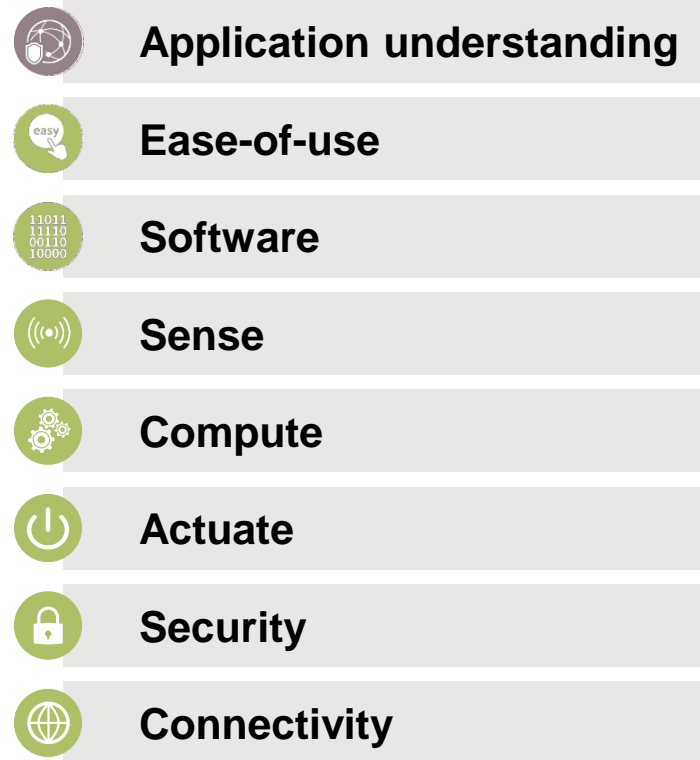
Infiniteon acts as one-stop-shop with excellent RF, sensor, connectivity, power, memory and security solutions



Market: Smartwatches, Trackers & Hearables¹



Acting as one-stop-shop with comprehensive solutions



smartwatch



fitness tracker

Customer examples for smart watches and fitness trackers

GARMIN



huami

POLAR

SAMSUNG

SUUNTO

vivo

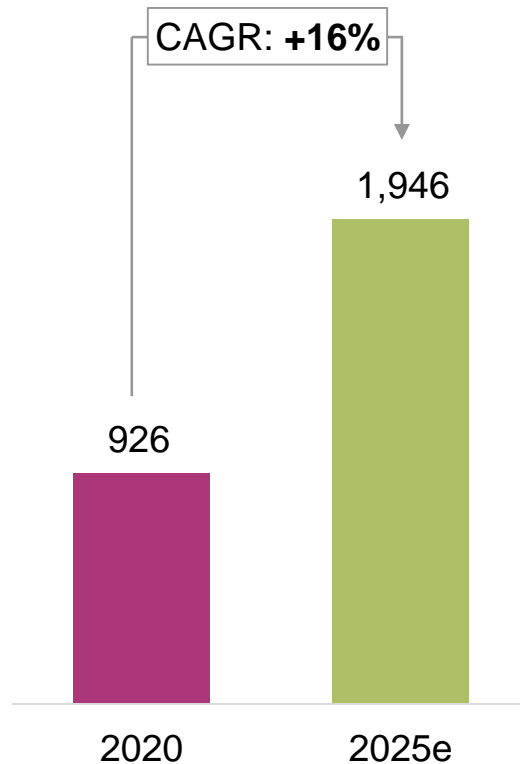
WYZE

¹ ABI Research: *Wireless Connectivity Technology Segmentation and Addressable Markets*. July 2021; excluding Chromebooks, desktop PCs, feature phones, media tablets, netbooks, smartphones, white box tablets.

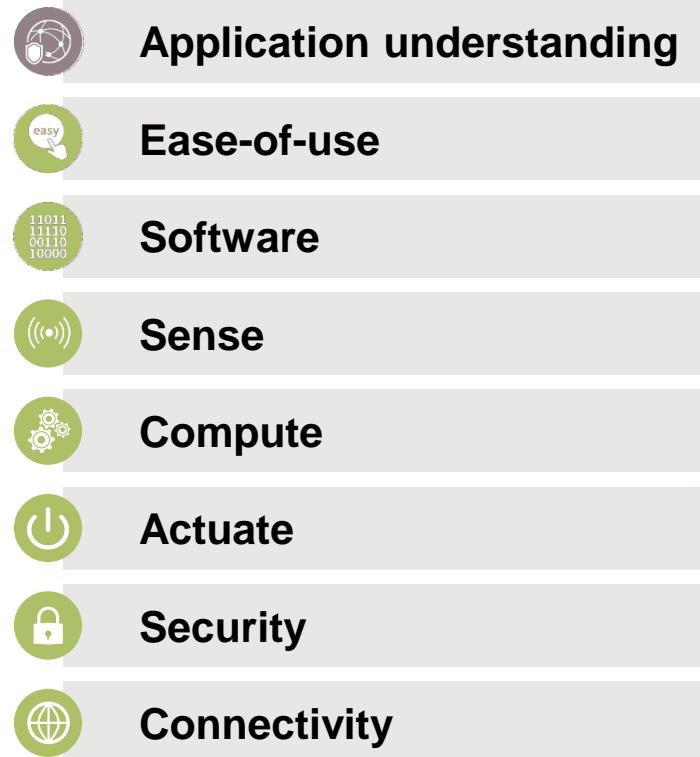
We are driving the smart home opportunity together with market-shaping customers

Market: Smart home^{1,2,3}

[units m]



Combining our portfolio to create new use cases with our customers



Frame TV



smart vacuum cleaner

Customer examples for smart home



¹ ABI Research: *Wireless Connectivity Technology Segmentation and Addressable Markets*. July 2021; excluding Chromebooks, desktop PCs, feature phones, media tablets, netbooks, smartphones, white box tablets.

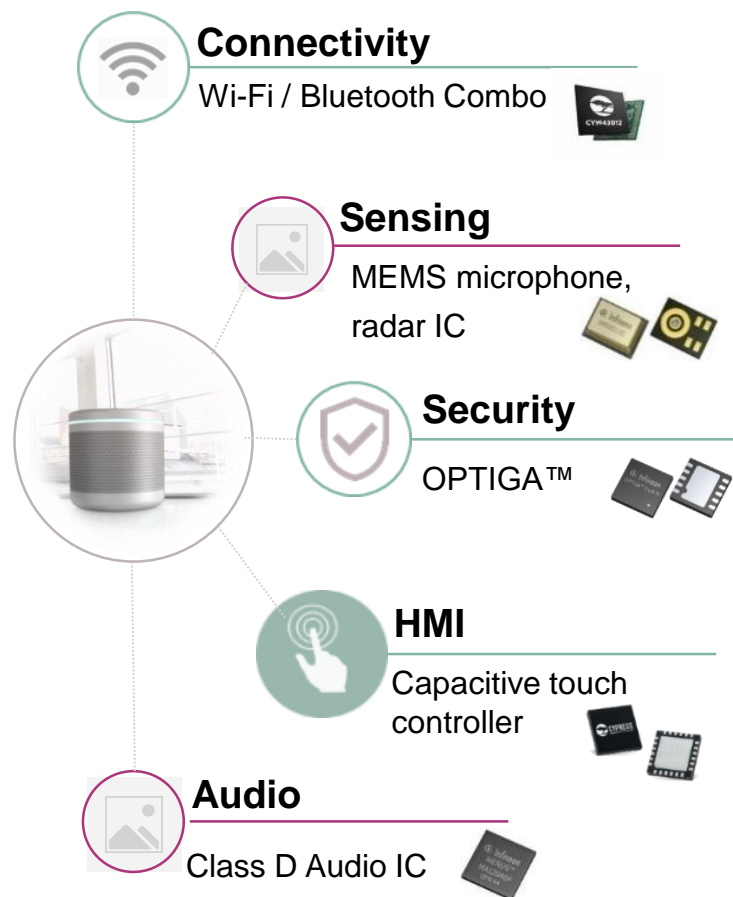
² ABI Research: *Smart Home Hardware Market*. June 2021. | ³ Incl. Smart Appliances, Smart Lighting, Flat Panel TVs, Smart Speakers & Displays, Smoke & Air Quality Sensors, Consumer Robotics, Thermostats and others.

Significant synergy potential of a combined company product portfolio

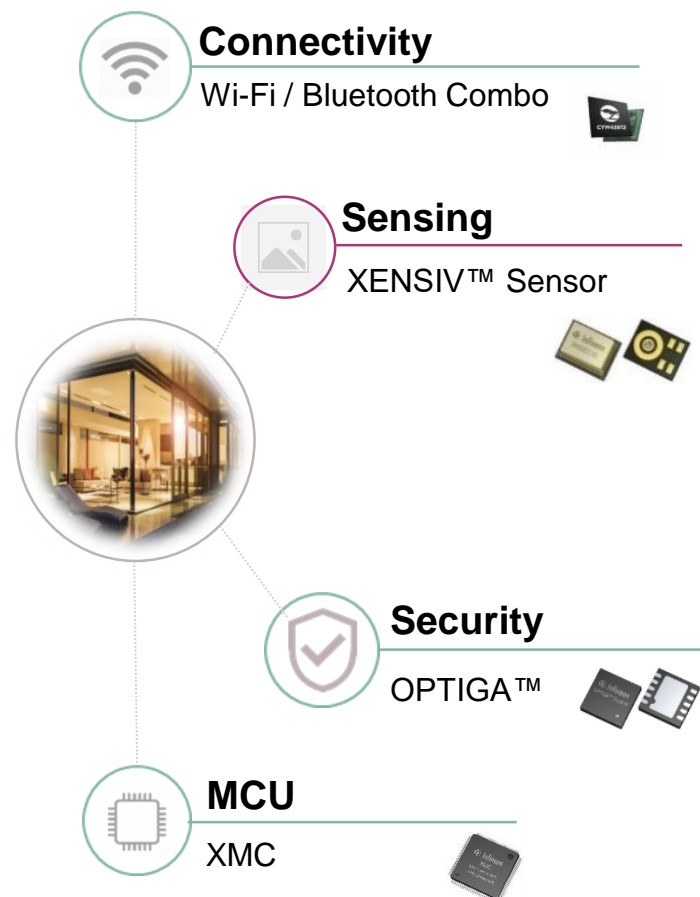
Synergies application examples

 CSS offering
 Other Infineon Divisions offering

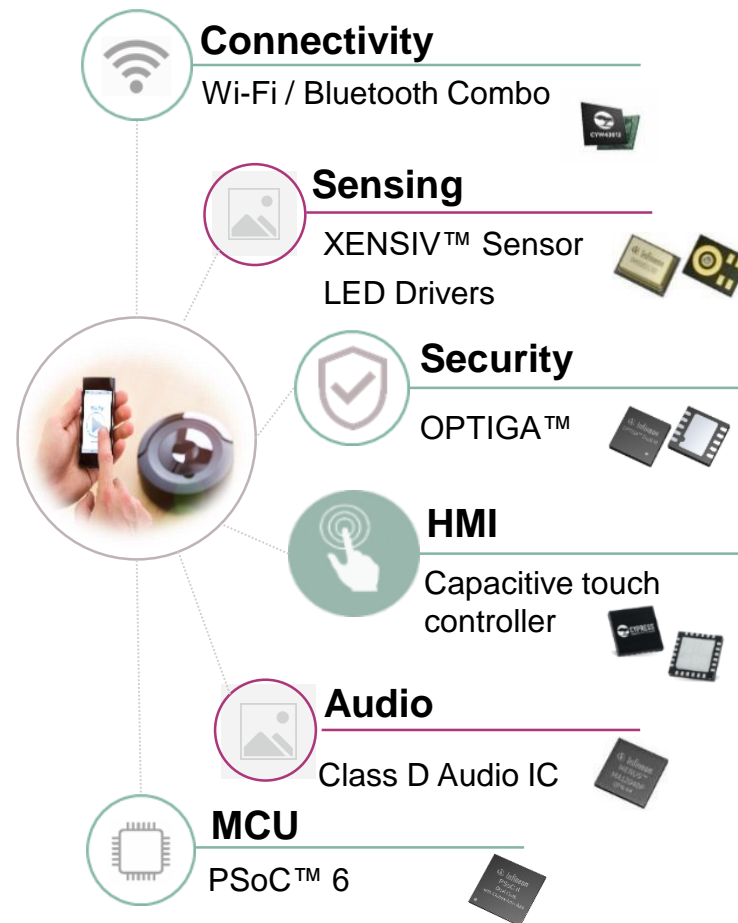
Smart speaker



Smart lighting



Service robots




Edge AI is a fast developing market enabled by and calling for many of our core competencies

Edge AI to offer additional growth opportunities as inference workloads move to device level

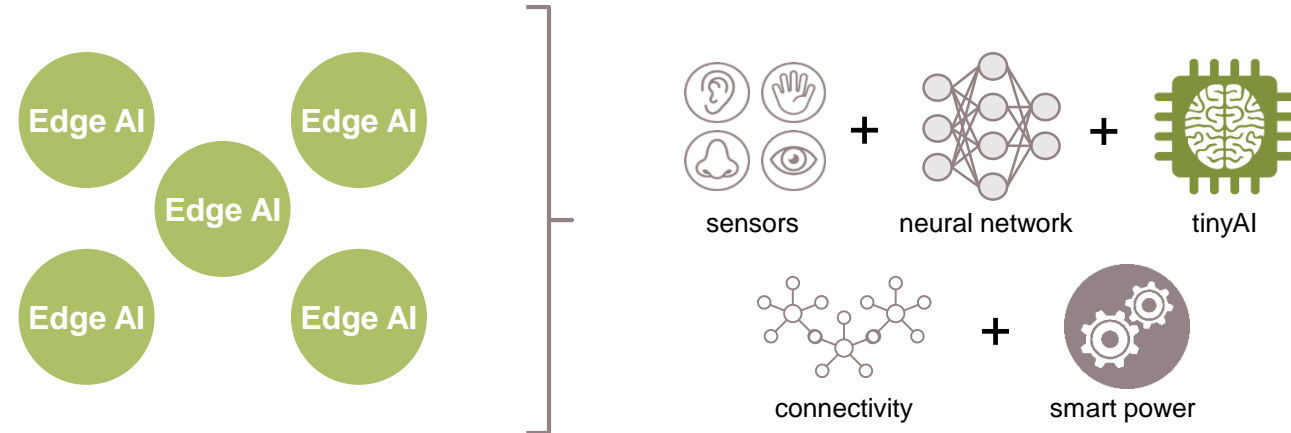
Cloud AI

- › Public and private clouds offer scalability and flexibility
- › Growing performance demand with higher power consumption (ASIC/SoC/FPGA/CPU/GPU)



Edge AI

- › Smart subsystems offer low latency, improved privacy, higher power efficiency
- › Growing solution demand for e.g. image and object recognition, autonomous material handling, predictive maintenance, and human-machine interface



Infineon:

**Power supply (AC-DC)
Power conversion (DC-DC)**

Infineon:

**Smart sensors with AI capabilities
Embedded control including connectivity and edge AI accelerators
Smart power, toolchain/ecosystem, deployment services**

For the Industrial IoT, Edge AI enables predictive maintenance and other use cases – playing right into our core competences

Predictive maintenance is a significant lever for productivity



Maintenance prediction for key assets
(avoidance of fixed preventive maintenance cycles)

Advantages






- › Reduced downtime through optimized maintenance
- › Lower maintenance costs
- › Increase transparency on device usage

Edge AI enhances Industrial IoT to enable predictive maintenance, increasing production efficiency and robustness

Edge AI-enabled control and field-level devices



Products and services from Infineon enable safe, secure, power-efficient, dependable implementation

-  **Smart sensors**
Detect and pre-process signals through AI capabilities to recognize potential abnormal operation of equipment
-  **Edge AI processing and control**
Edge AI enabled MCUs to identify at-risk equipment, repair urgency and control adaptation
-  **Smart Actuators**
Receive and implement instructions to reduce potential impacts in production
-  **Security**
Ensure secure communication and protection of critical information
-  **Connectivity**
Enable dependable communication across devices, factory levels, cloud and secure device management

AIROC™ portfolio expansion to support Matter with multiprotocol solutions including BLE and IEEE 802.15.4 low-power SoC



Infineon joins Connectivity Standards Alliance – shaping the future of IoT

- › Launching the new AIROC™ Bluetooth® Low Energy (BLE) and IEEE 802.15.4 to support Matter with multiprotocol solutions
 - Built on market-proven wireless IP technology for maximum interoperability
 - Superior RF performance enables robust and reliable connectivity
 - Low power consumption supports applications requiring long battery life
 - Software enablement reduces development time for BLE and Matter over Thread applications



A proprietary, license-free home automation connectivity standard that aims to reduce fragmentation between different vendors and achieve interoperability between smart home devices and Internet of Things platforms. Other members include Amazon, Apple, Google, Comcast, the Zigbee Alliance, IKEA, Signify, etc.

Examples of target applications



Smart Home



Smart Building




Residential Lighting



Commercial Lighting



Access Control



Door Locks

AIROC™ CYW30739

Low power system on chip (SoC) with multi-protocol connectivity and integrated MCU



Multi-protocol subsystem features:

- › Bluetooth® v5.3 with LE 2-Mbps support
- › Fully compliant IEEE 802.15.4 MAC and PHY layers
- › Best-in-class Rx sensitivity of -95.5 dBm (BLE) and -103.5 dBm (IEEE 802.15.4)

7RE3	37.278	1.14	+0.72▲	634.270	3.984%	369,000
S421	94.107	0.73	-0.51▼	538.014	2.416%	743,000
YT64	21.744	5.63	+3.18▲	692.380	0.657%	405,000
I897	13.361	1.82	-1.23▼	237.981	0.103%	882,000



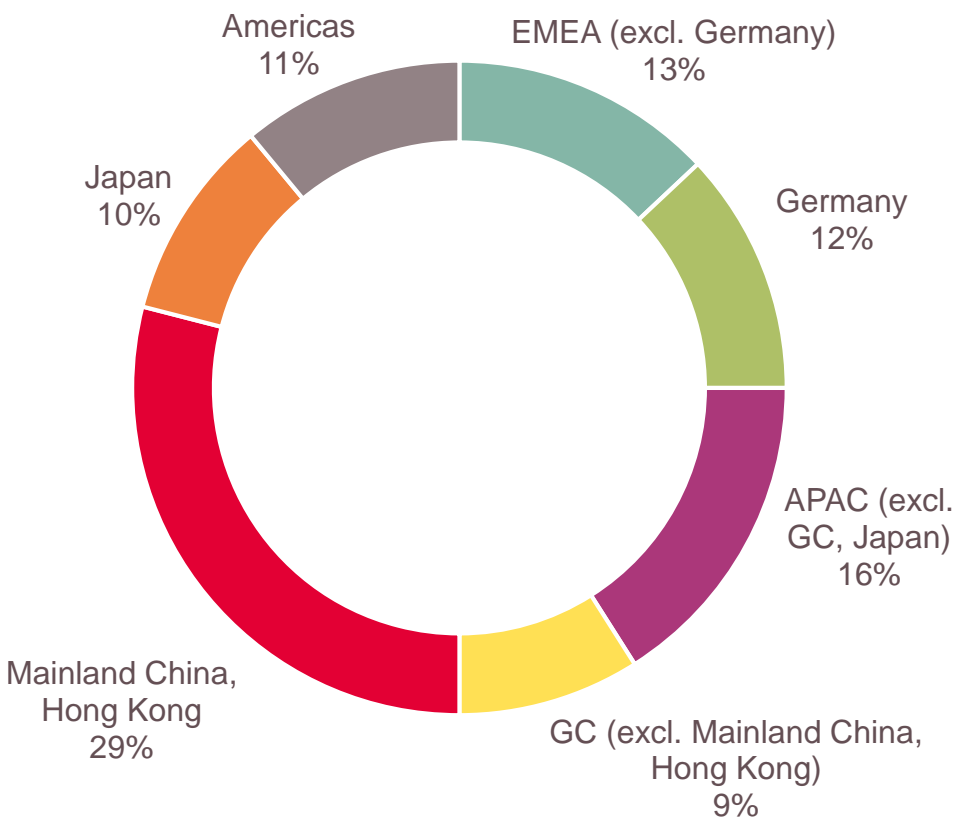
Selected financial figures



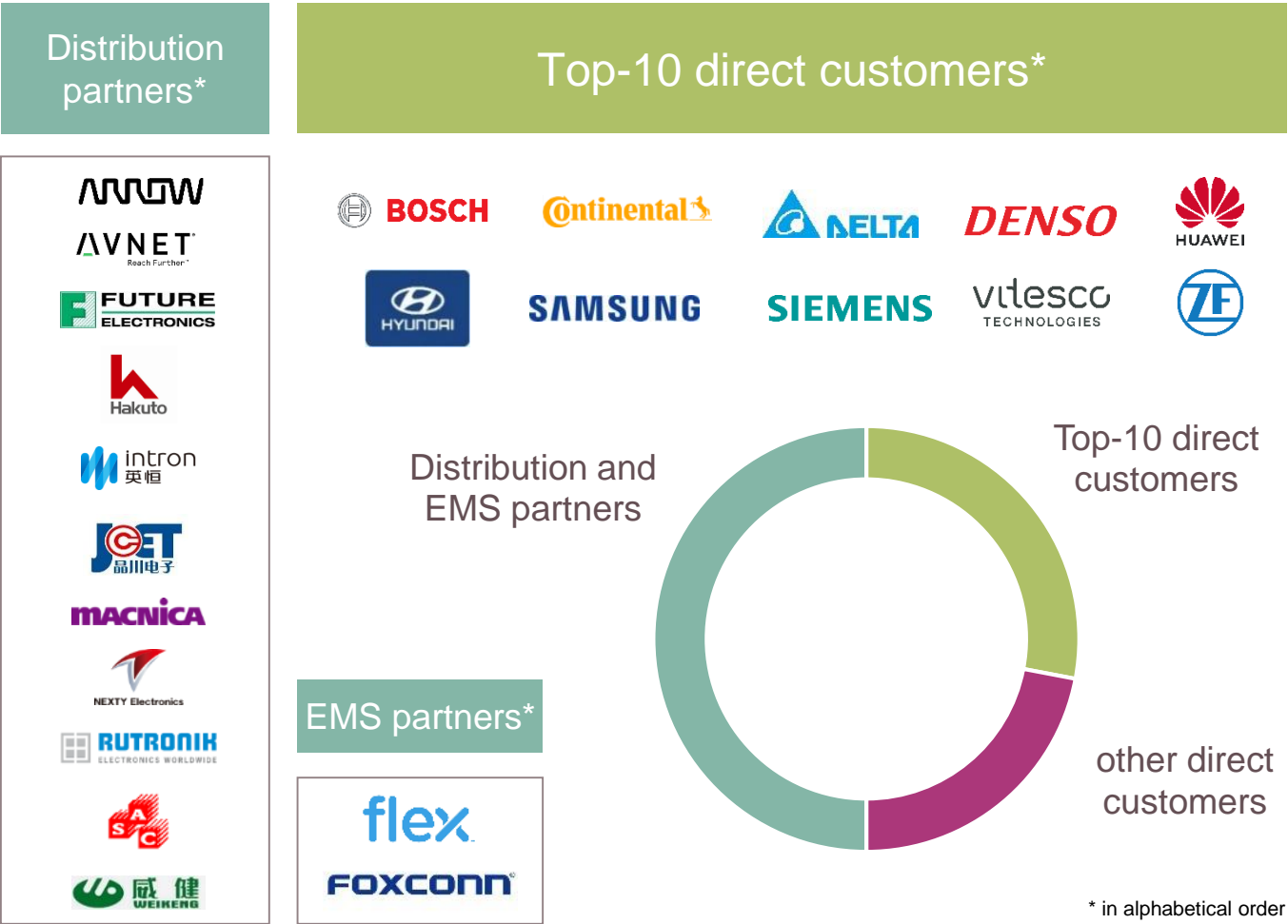
Strong presence in all regions; well-balanced customer portfolio;
no customer represents more than 10% of total sales



FY21 revenue by region



Revenue by sales channel

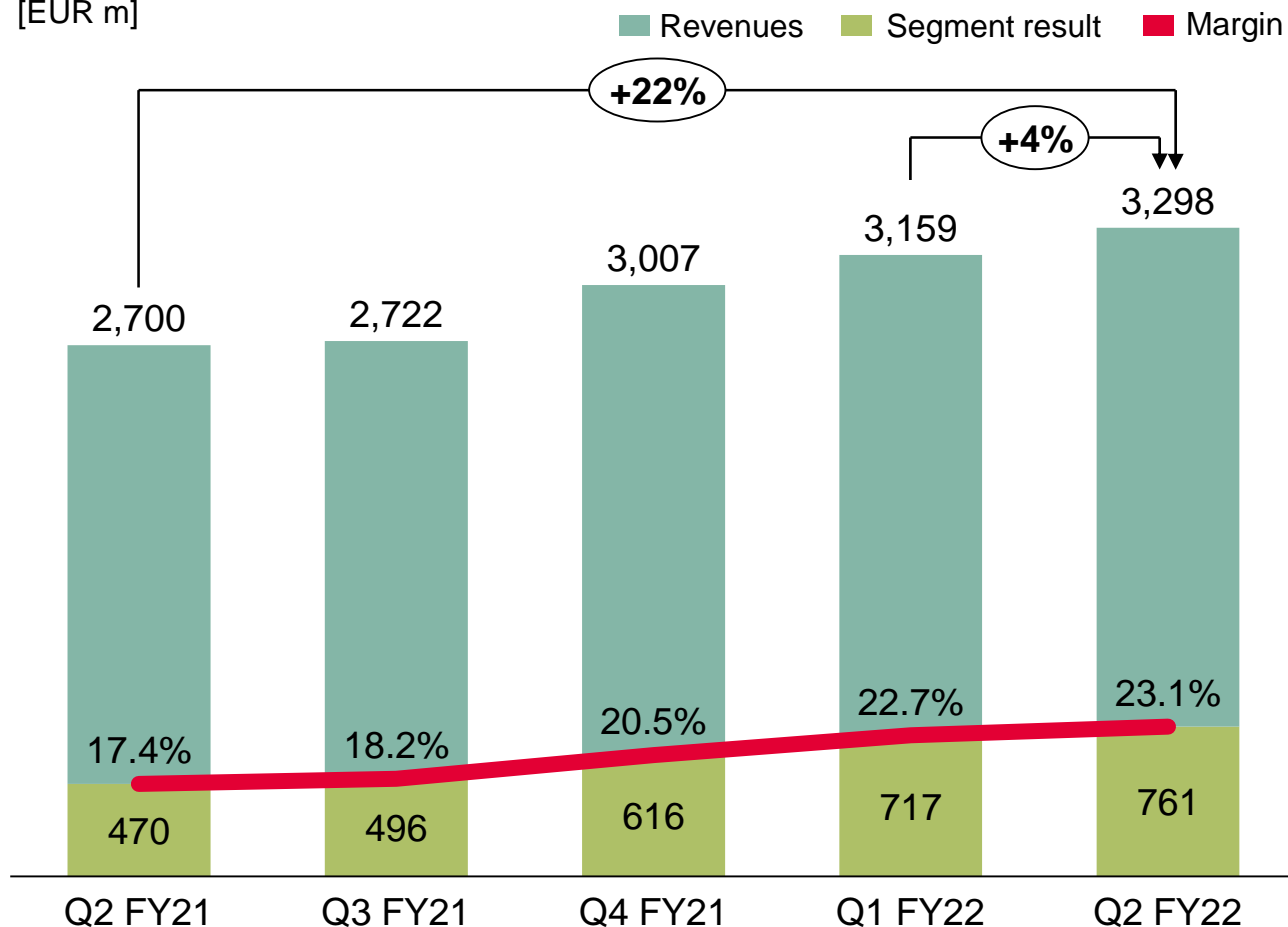


* in alphabetical order

Group financial performance

Revenues and segment result

[EUR m]



¹ See notes for definition

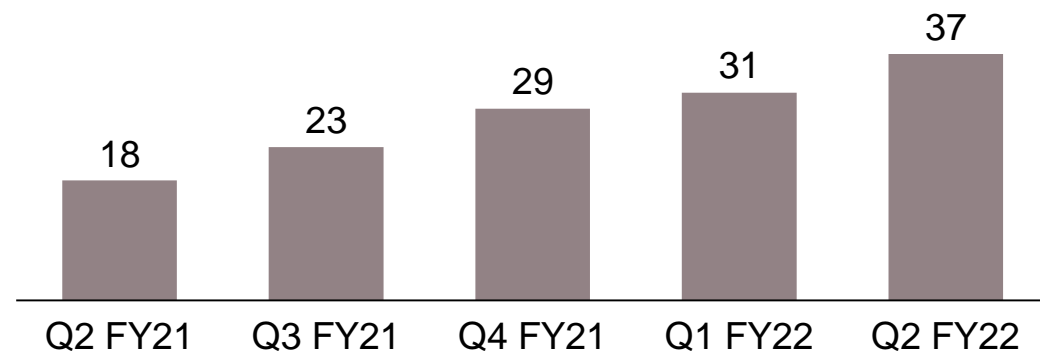
USD exchange rate

Average exchange rate

	Q2 FY21	Q1 FY22	Q2 FY22
Ø USD/EUR	1.21	1.14	1.12

Order backlog¹

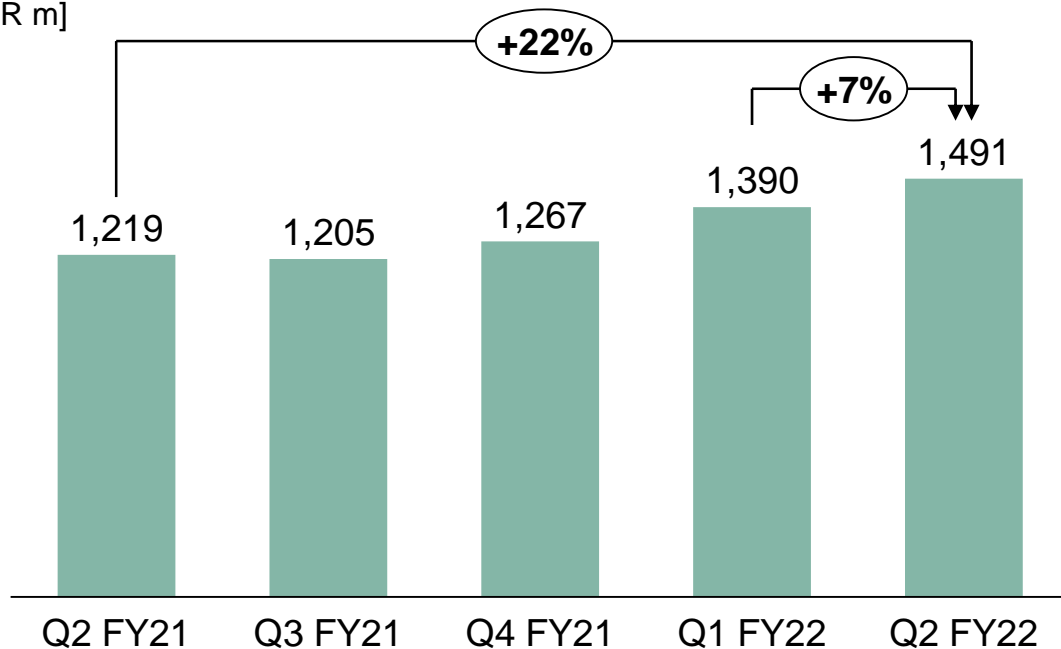
[EUR bn]



Automotive (ATV)

Revenues

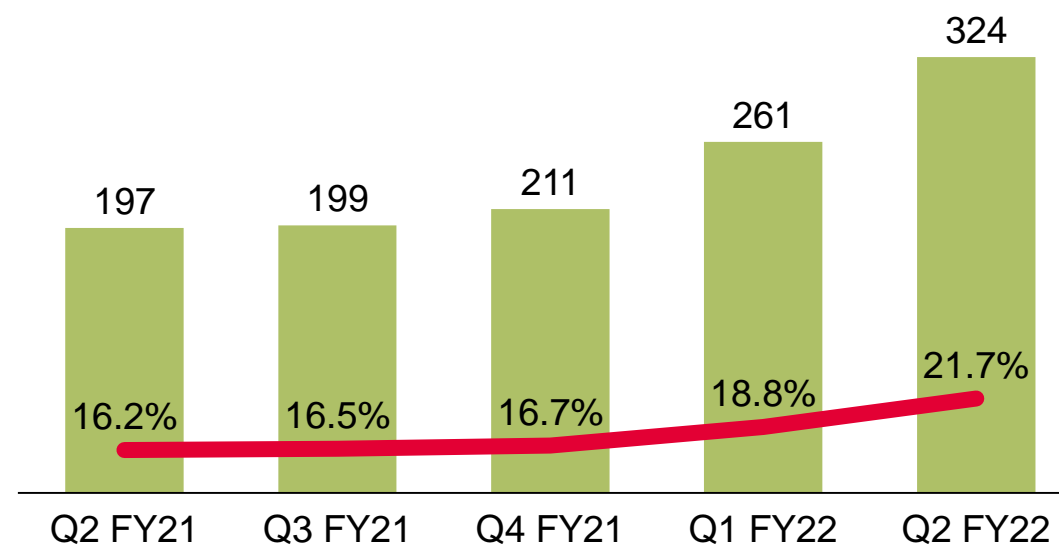
[EUR m]



Segment Result

Margin

[EUR m]

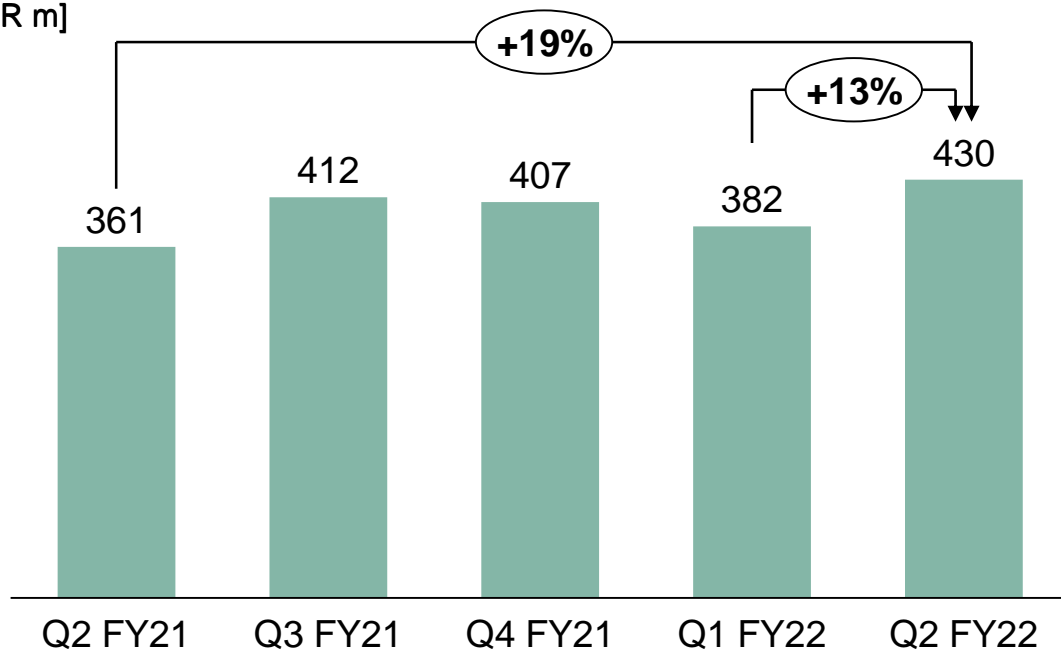


- › Positive development supported by additional capacity availabilities, favorable pricing and a supportive US-Dollar exchange rate
- › Macroeconomic and geopolitical developments continue to disrupt automotive production – the supply chain remains fragile
- › ADAS and electromobility continue their strong growth trajectory – further SiC design-wins in China achieved

Industrial Power Control (IPC)

Revenues

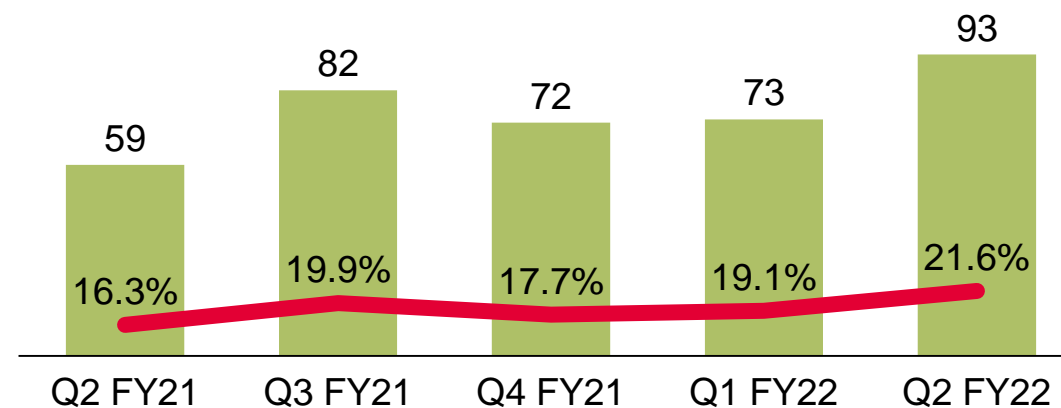
[EUR m]



Segment Result

Margin

[EUR m]

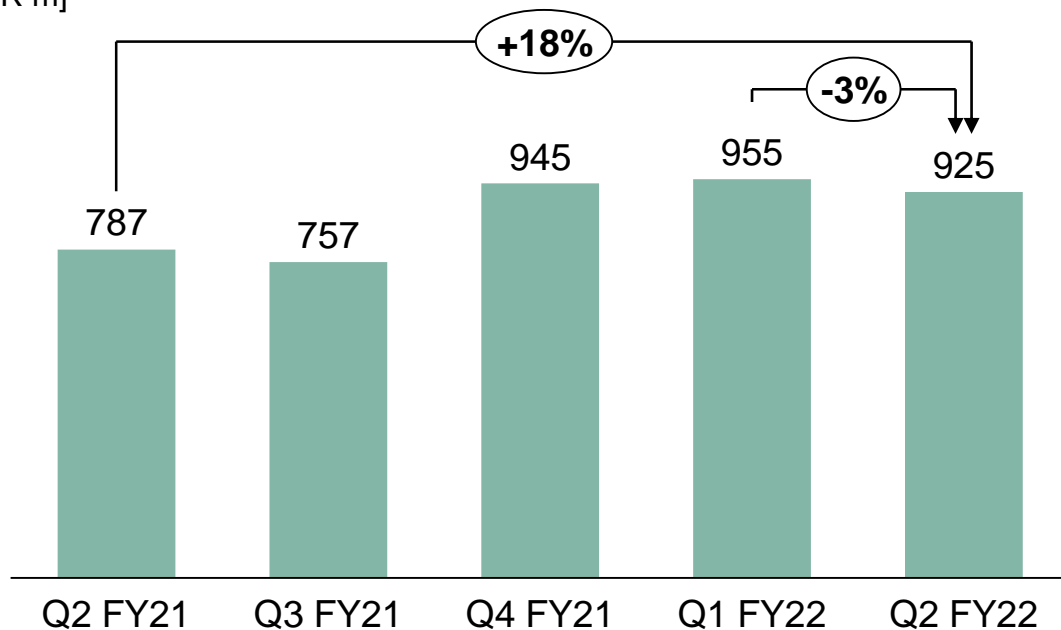


- › Automation and drives, home appliances and power infrastructure showed particular strength in Q2
- › The current business perspective remains positive:
 - Decarbonization is a strong structural driver for renewable energies and the related power infrastructure
 - Industrial applications benefit strongly from our differentiating SiC offering

Power & Sensor Systems (PSS)

Revenues

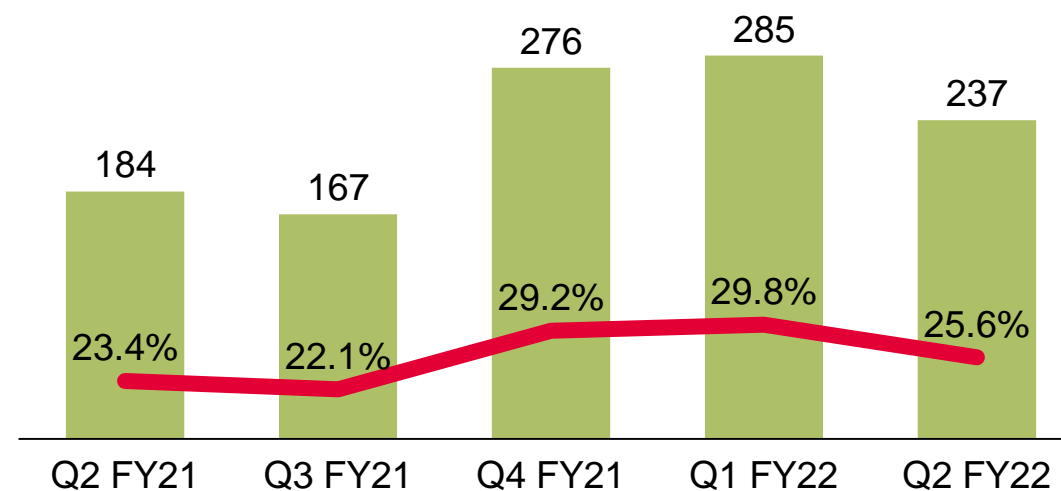
[EUR m]



Segment Result

Margin

[EUR m]

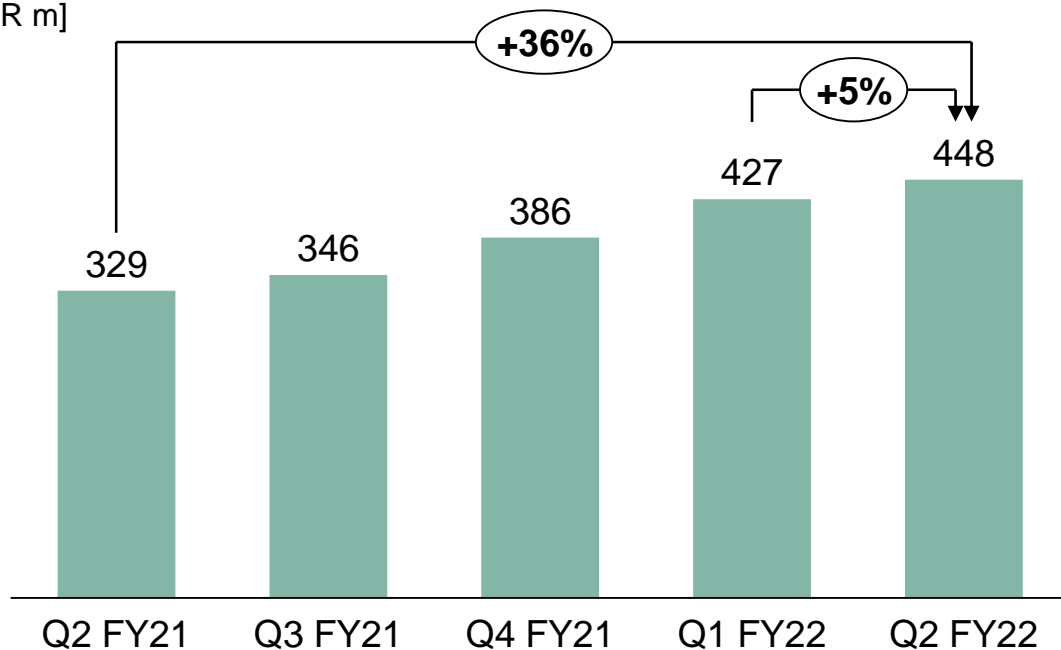


- › Strong demand across key applications – but: delivery capability was hampered by strict Covid containment measures in China
- › Server business benefiting from industry-leading portfolio of power management solutions
- › Some signs of slowdown in consumer and smartphones

Connected Secure Systems (CSS)

Revenues

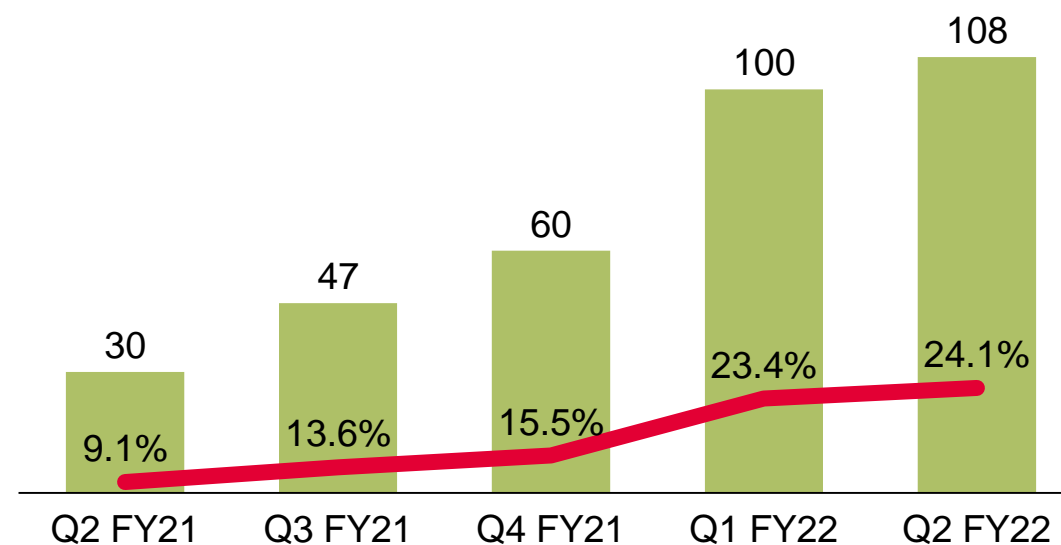
[EUR m]



Segment Result

Margin

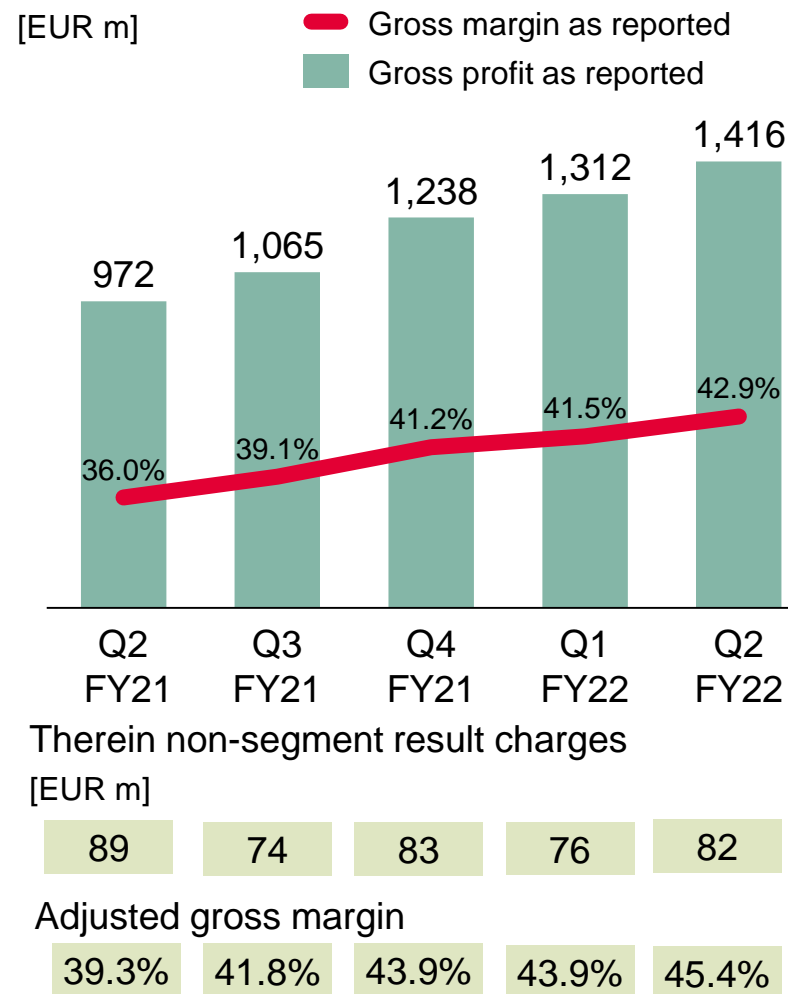
[EUR m]



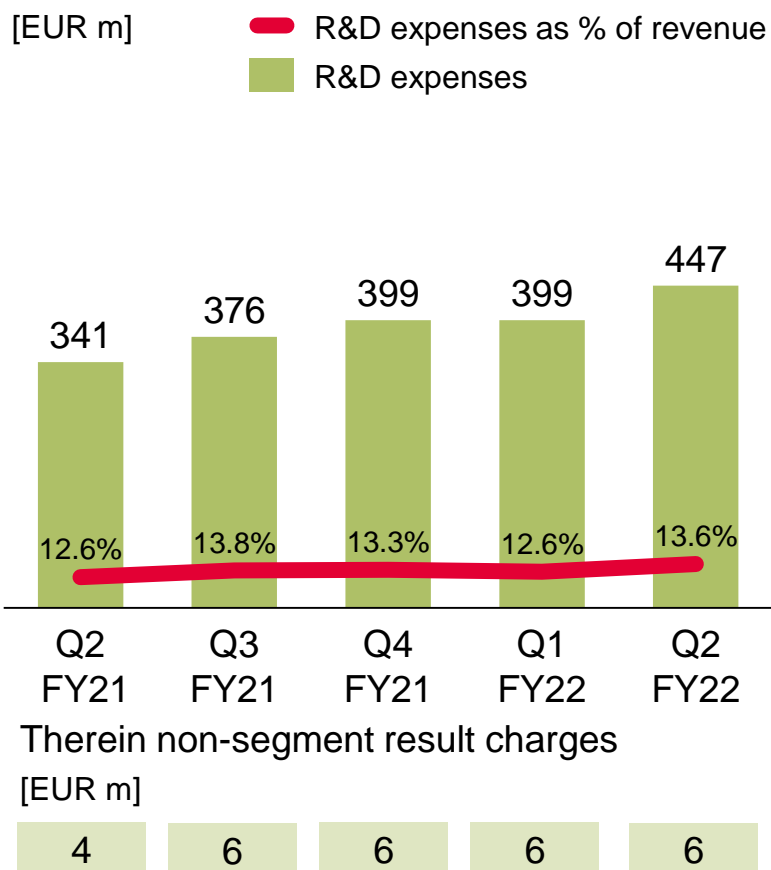
- › Revenue and segment result improved – in particular microcontrollers for IoT applications as well as payment and identity solutions contributed
- › Demand continues to outstrip supply – capacity constraints from foundries will continue to limit revenue potential
- › Market momentum remains strong in key areas such like industrial IoT, smart buildings and identity

Gross margin and Opex

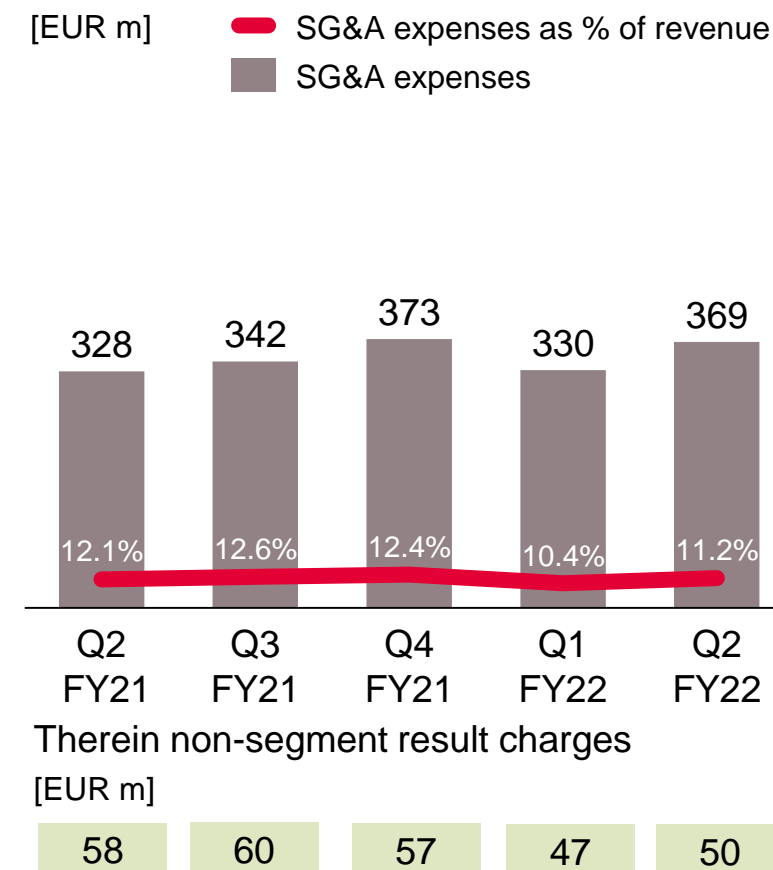
Gross profit



R&D



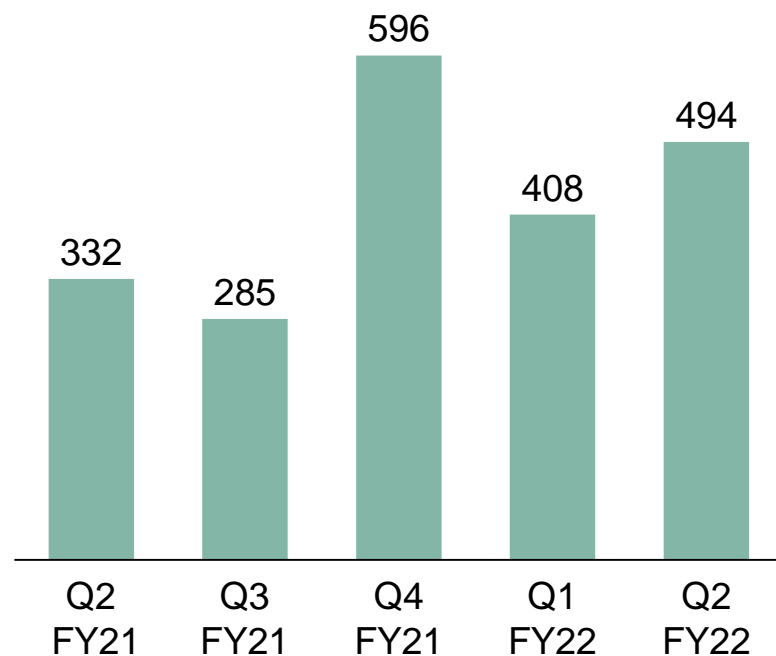
SG&A



Investments, Depreciation & Amortization and Free Cash Flow

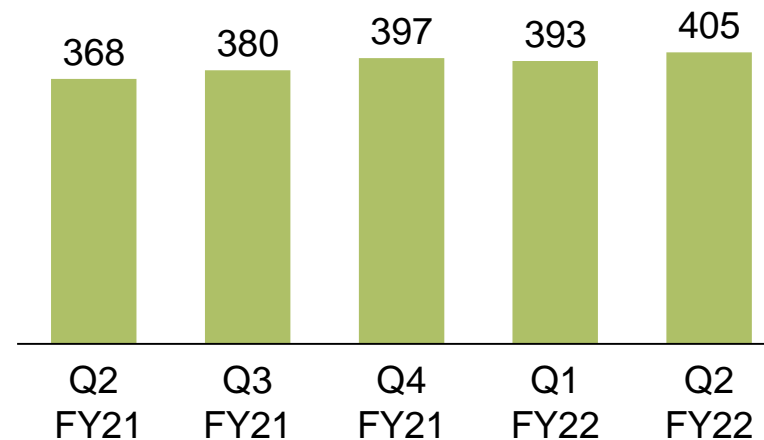
Investments

[EUR m]



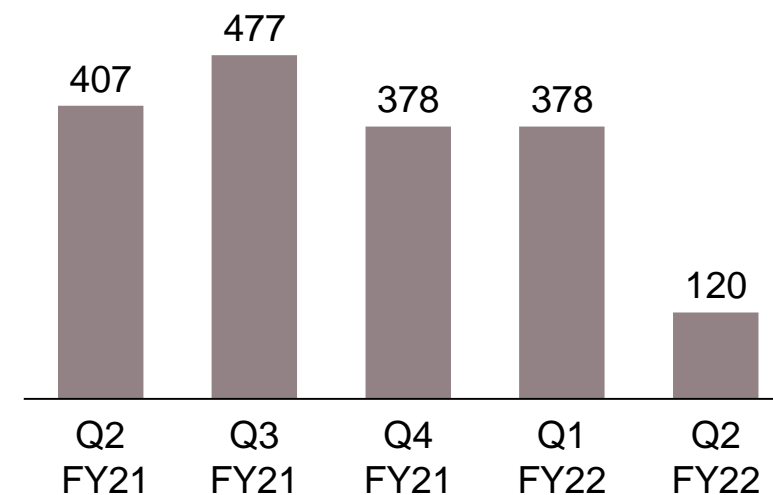
Depreciation & Amortization

[EUR m]



Free Cash Flow

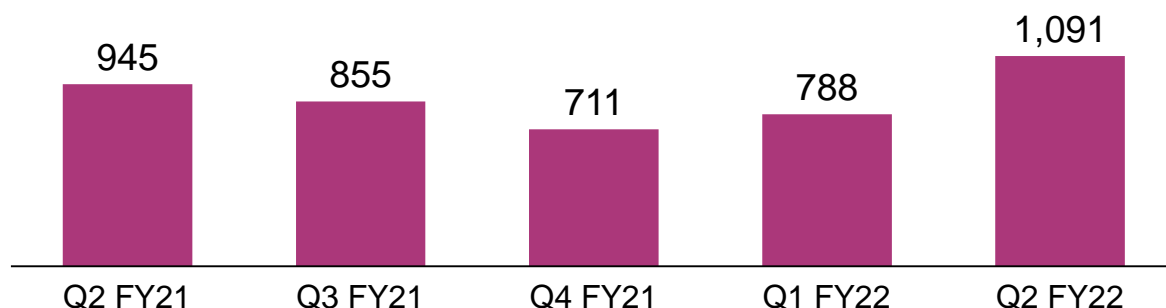
[EUR m]



Working Capital, in particular trade working capital components

Working capital¹

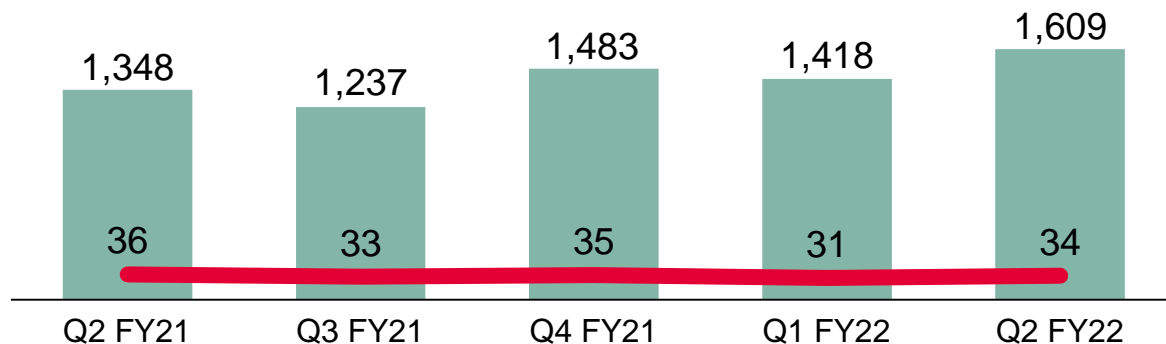
[EUR m]



Trade receivables

[EUR m]

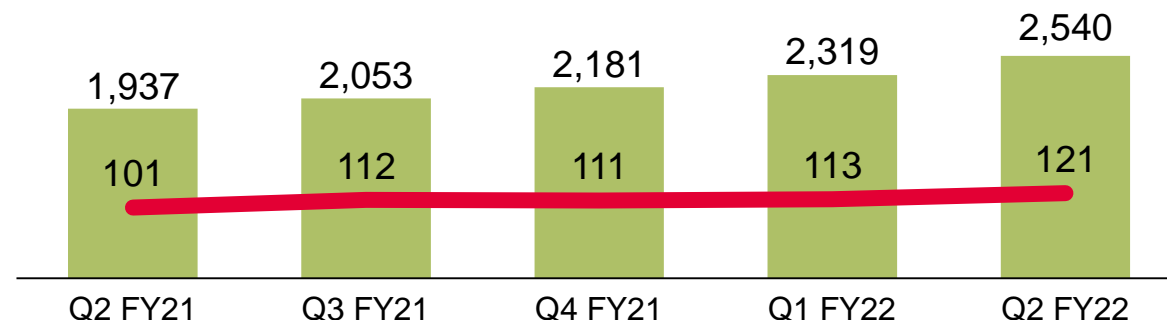
[days]



Inventories

[EUR m]

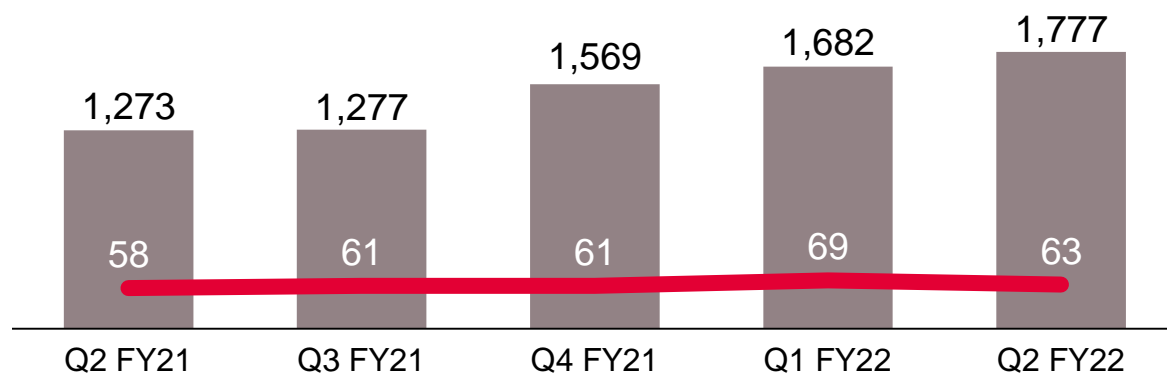
[days]



Trade payables

[EUR m]

[days]

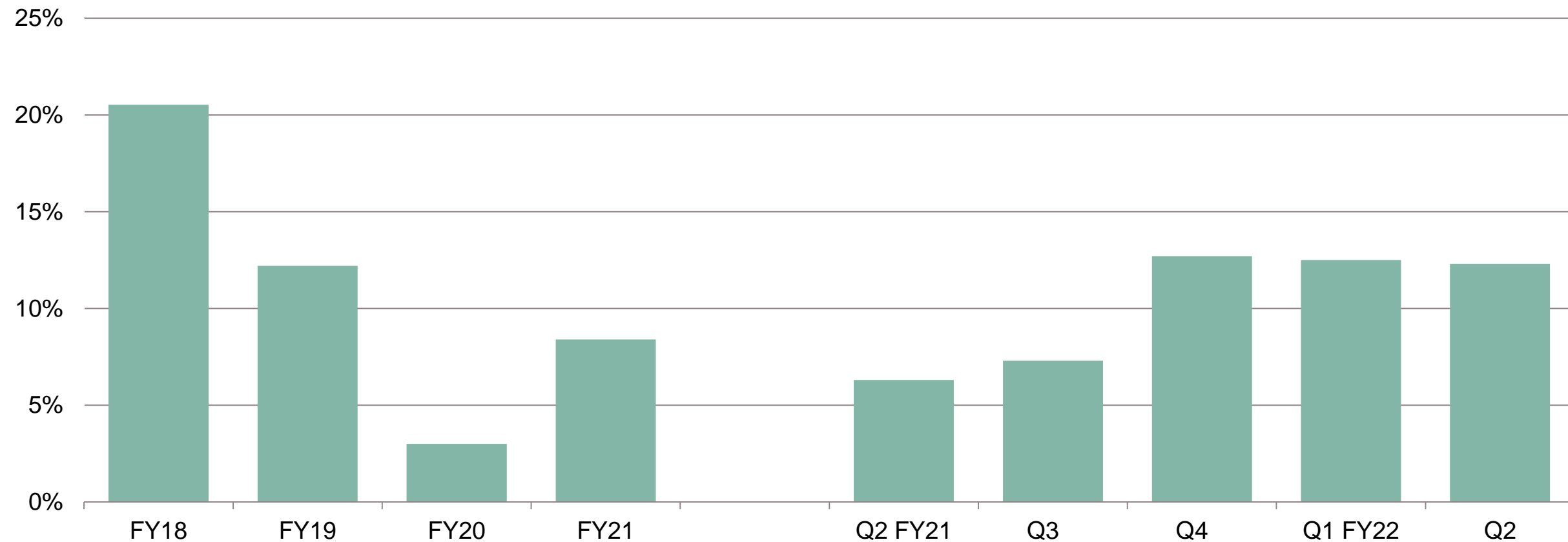


¹ For definition please see page "Notes"

² Along with the integration of Cypress refund liabilities to customers are presented under "other current liabilities" instead of "trade receivables". Prior quarters' figures were adjusted accordingly for better comparability.

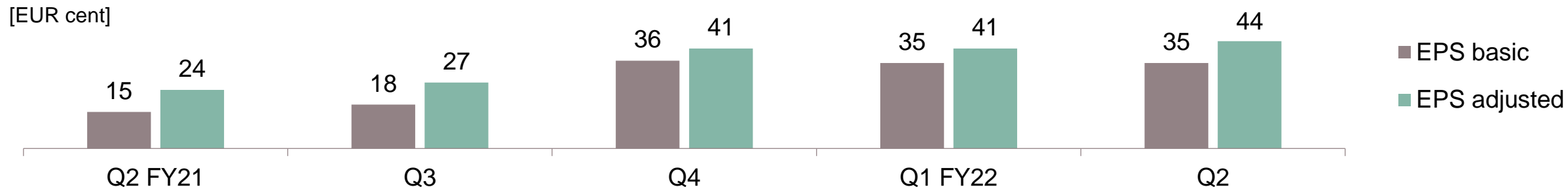
Return on capital employed

Historical development

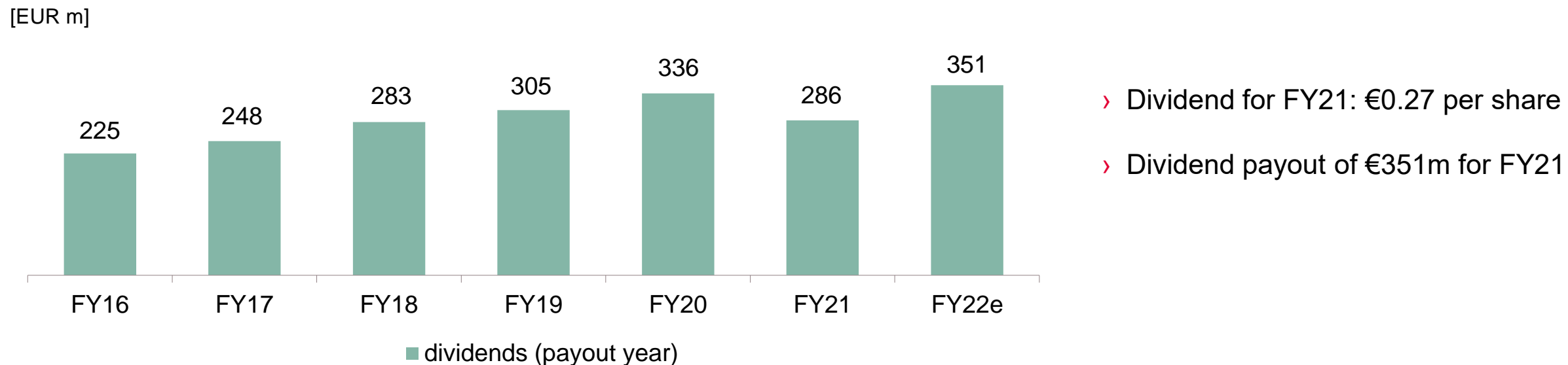


Earnings-per-share and total cash return

Development of earnings-per-share (EPS) from continuing operations



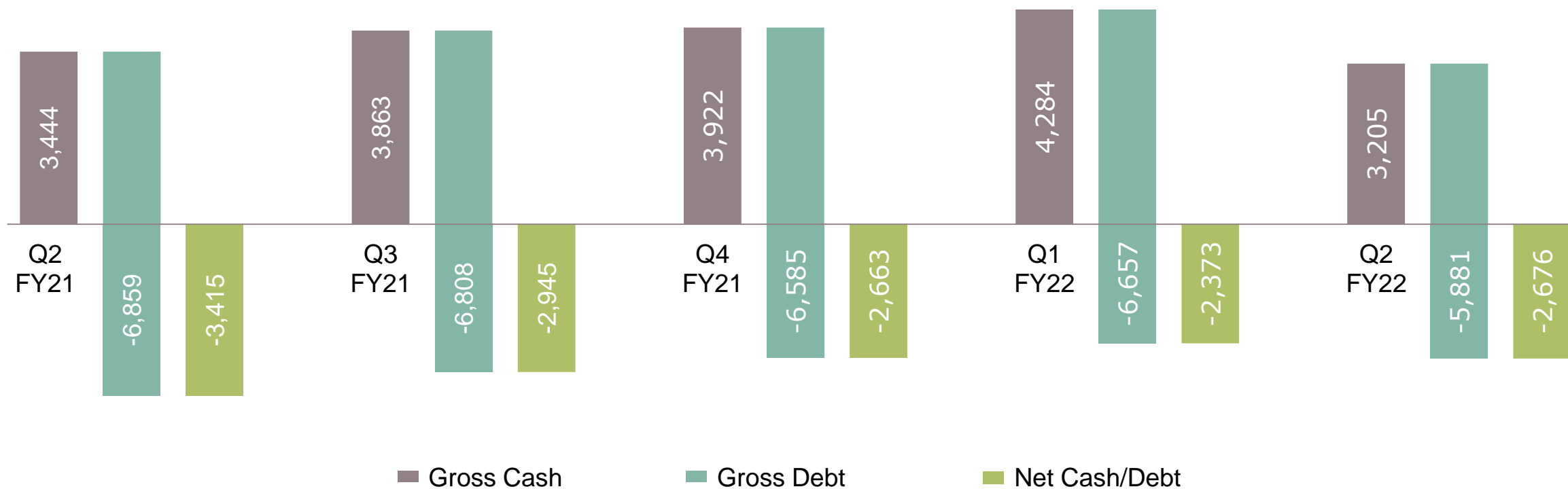
Total cash return to shareholders



Liquidity development

Historical liquidity development

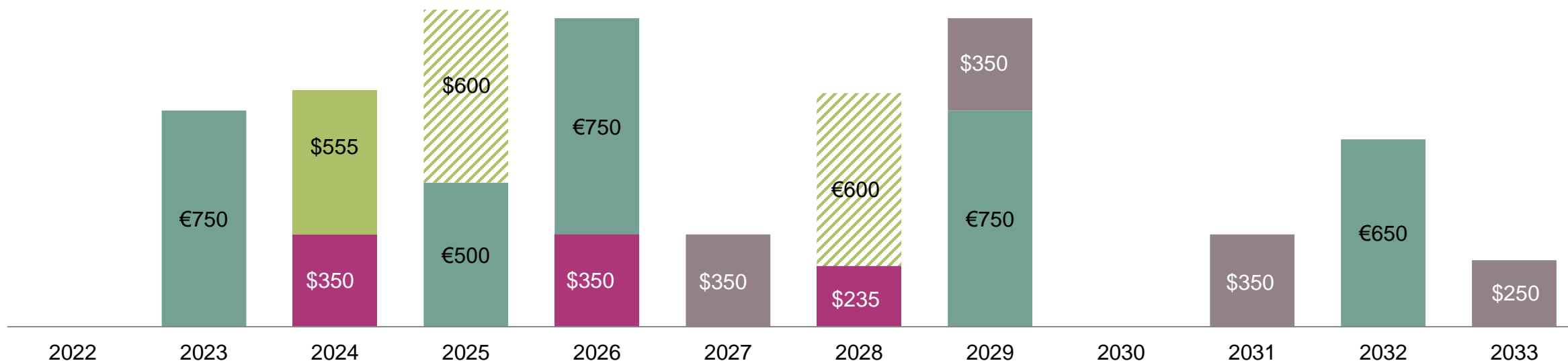
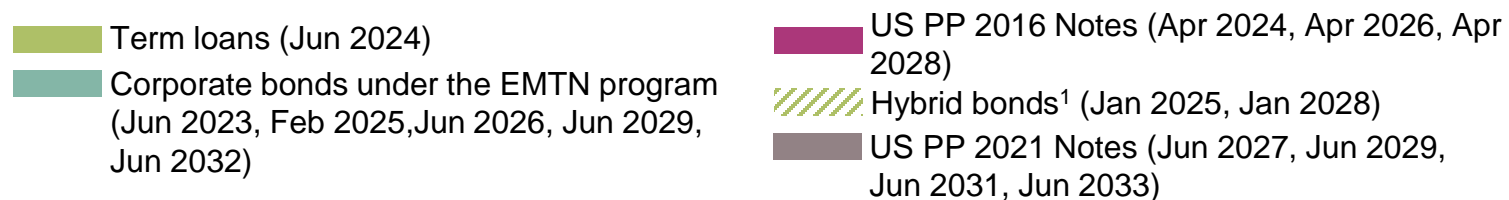
[EUR m]



Maturity profile

Maturity profile from 2022 to 2033

[EUR m; US\$ m; nominal values]



Graph excludes additional debt with maturities between 2022 and 2023 totaling €4.5m.

1) On 1 Oct 2019, Infineon issued a perpetual hybrid bond with two tranches: €600m with first call date in 2025 and €600m with first call date in 2028; both are accounted as equity under IFRS.

Conservative financial policy and strict commitment to investment-grade rating are the basis for through-cycle flexibility

	Financial Policy Targets	Status Quo (LTM 31 March 2022)
Gross Cash ¹	€1bn + at least 10% of revenues → €2.2bn	€1bn + 18% of revenues → €3.2bn
Gross Debt ²	≤ 2.0x EBITDA	1.6x EBITDA
Comfortable liquidity position	<ul style="list-style-type: none">› Flexibility for financing operating activities and investments through the cycle› Cushion for net pension liabilities and contingent liabilities	
Balanced debt position	<ul style="list-style-type: none">› Gross debt target temporarily exceeded for CY acquisition, but still compatible to investment-grade rating› Public commitment to return to target level of ≤ 2.0x – achieved FY22 Q1, one year ahead of schedule, further deleveraging steps taken	
Rating	Investment grade	BBB stable outlook (by S&P Global)

¹ Gross cash position is defined as cash and cash equivalents plus financial investments | ² Gross debt is defined as short-term debt and current maturities of long-term debt plus long-term debt. EBITDA is calculated as the total of earnings from continued operations before interest and taxes plus scheduled depreciation and amortization



Part of your life. Part of tomorrow.

Disclaimer

Disclaimer

This presentation contains forward-looking statements and/or assessments about the business, financial condition performance and strategy of the Infineon Group. These statements and/or assessments are based on assumptions and management expectation resting upon currently available information and present estimates. They are subject to a multitude of uncertainties and risks, many of which are partially or entirely beyond Infineon's control. Infineon's actual business development, financial condition, performance and strategy may therefore differ materially from what is discussed in this presentation. Beyond disclosure requirements stipulated by law, Infineon does not undertake any obligation to update forward-looking statements.

Specific disclaimer for Omdia – part of Informa Tech – reports, data and information referenced in this document:

The Omdia reports, data and information referenced herein (the "Omdia Materials – mostly former IHS Markit Technology Materials") are the copyrighted property of Informa Tech Research Ltd. and its subsidiaries or affiliates (together "Informa Tech") and represent data, research, opinions or viewpoints published by Informa Tech, and are not representations of fact. The Omdia Materials speak as of the original publication date thereof and not as of the date of this document. The information and opinions expressed in the Omdia Materials are subject to change without notice and neither Informa Tech nor, as a consequence, Infineon have any duty or responsibility to update the Omdia Materials or this publication as a result. Omdia Materials are delivered on an "as-is" and "as-available" basis. No representation or warranty, express or implied, is made as to the fairness, accuracy, completeness or correctness of the information, opinions and conclusions contained in the Omdia Materials. To the maximum extent permitted by law, Informa Tech and its affiliates, IHS Markit and its Affiliates and their respective, officers, directors, employees and agents, disclaim any liability (including, without limitation, any liability arising from fault or negligence) as to the accuracy or completeness or use of the Omdia Materials. Informa Tech and/or IHS Markit will not, under any circumstance whatsoever, be liable for any trading, investment, commercial or other decisions based on or made in reliance of the Omdia Materials. The "IHS Markit" brand and logo have been licensed for use by Informa Tech. The "IHS Markit" brand and logo and any third-party trademarks used in the IHS Markit Technology Materials are the sole property of IHS Markit Group or their respective third-party owners.

Specific disclaimer for IHS Markit – reports, data and information referenced in this document:

The IHS Markit reports, data and information referenced herein (the "IHS Markit Materials") are the copyrighted property of IHS Markit Ltd. and its subsidiaries ("IHS Markit") and represent data, research, opinions or viewpoints published by IHS Markit, and are not representations of fact. The IHS Markit Materials speak as of the original publication date thereof and not as of the date of this document. The information and opinions expressed in the IHS Markit Materials are subject to change without notice and neither IHS Markit nor, as a consequence, Infineon have any duty or responsibility to update the IHS Markit Materials or this publication. Moreover, while the IHS Markit Materials reproduced herein are from sources considered reliable, the accuracy and completeness thereof are not warranted, nor are the opinions and analyses which are based upon it. IHS Markit and the trademarks used in the Data, if any, are trademarks of IHS Markit. Other trademarks appearing in the IHS Markit Materials are the property of IHS Markit or their respective owners.

Glossary

AC	alternating current
AD	automated driving
ADAS	advanced driver assistance system
AI	artificial intelligence
AR	augmented reality
ASIC	application-specific integrated circuit
ASIL-D	automotive safety integrity level D
BEV	battery electric vehicle
BLE	bluetooth low energy
BMS	battery management system
CMOS	complementary metal-oxide-semiconductor
CPU	central processing unit
DC	direct current
DSP	digital signal processor
E/E	electrical/electronic architecture
eSIM	embedded subscriber identity module
EV	electric vehicle
FHEV	full hybrid electric vehicle
FPGA	field programmable gate array
GaN	gallium nitride
GPU	graphics processing unit
HMI	human machine interaction
HVAC	heating, ventilation, air conditioning
IC	integrated circuit
ICE	internal combustion engine
IGBT	insulated gate bipolar transistor
IoT	internet of things
IPM	intelligent power module
LED	light-emitting diode

Mbps	megabit per second
MCU	microcontroller unit
MEMS	micro electro-mechanical systems
MHEV	mild hybrid electric vehicle
MIMO	multiple input, multiple output
MOSFET	metal-oxide silicon field-effect transistor
MPU	microprocessor unit
OBC	on-board charger
OEM	original equipment manufacturer
P2S	Infineon's strategic product-to-system approach
PAS	photo-acoustic spectroscopy
PD	power delivery
PHEV	plug-in hybrid electric vehicle
PSoC	programmable system-on-chip
PV	photovoltaic
RAM	random-access memory
RF	radio frequency
RISC	reduced instruction set computer
SDK	software development kit
Si	silicon
SiC	silicon carbide
SMD	surface mounted device
SNR	signal-to-noise ratio
SoC	system-on-chip
SOTA	software over-the-air
SWP	single wire protocol
ToF	time-of-flight
USB	universal serial bus
VR	virtual reality
WBG	wide band gap, specifically referring to SiC and GaN based devices
xEV	all degrees of vehicle electrification (EV, HEV, PHEV)

Notes and ESG footnotes

Investments =	'Purchase of property, plant and equipment' + 'Purchase of intangible assets and other assets' incl. capitalization of R&D expenses
Capital Employed =	'Total assets' – 'Cash and cash equivalents' – 'Financial investments' – 'Assets classified as held for sale' – ('Total Current liabilities' – 'Short-term debt and current maturities of long-term debt' – 'Liabilities classified as held for sale')
RoCE =	Operating profit from continuing operations after tax / Capital Employed = ('Operating profit' – 'Financial result excluding interest result' – 'Share of profit (loss) of associates and joint ventures accounted for using the equity method' - 'Income tax') / Capital Employed
Working Capital =	('Total current assets' – 'Cash and cash equivalents' – 'Financial investment' – 'Assets classified as held for sale') – ('Total current liabilities' – 'Short term debt and current maturities of long-term debt' – 'Liabilities classified as held for sale')
DIO (days inventory outstanding; quarter-to-date) =	('Net Inventories' / 'Cost of goods sold') x 90
DPO (days payables outstanding; quarter-to-date) =	('Trade payables' / ['Cost of goods sold' + 'Purchase of property, plant and equipment']) x 90
DSO (days sales outstanding; quarter-to-date) =	('Trade receivables' - 'reimbursement obligations')* / 'revenue' x 90 *without debtors with credit balances
Order backlog =	The total amount of orders received regardless of their current status

ESG footnotes:

- 1) This figure takes into account manufacturing, transportation, own vehicles, travel, raw materials and consumables, chemicals, water/waste water, direct emissions, energy consumption, waste, etc. as well as direct and indirect energy-related emissions by manufacturing service providers. It is based on data collected internally and publicly available conversion factors and relates to the 2021 fiscal year.
- 2) This figure is based on internally established criteria, which are described in the explanatory notes. The figure relates to the 2020 calendar year and takes into account the following application areas: automotive, LED, induction cookers, servers, renewable energy (wind, photovoltaic) and cell phone chargers as well as drives. CO2 savings are calculated based on the potential savings generated by technologies in which semiconductors are used. The CO2 savings are allocated based on Infineon's market share, semiconductor share, and the lifetime of the technologies concerned, based on internal and external experts' estimations. Despite the fact that carbon footprint calculations are subject to imprecision due to the complex issues involved, the results are nevertheless clear.

For further reading

CMD 2021
5 October 2021



<https://www.infineon.com/2021cmd>

IPC Business Update Call
Dr. Peter Wawer
6 May 2021



<https://www.infineon.com/2021ipccall>

ATV Business Update Call
Peter Schiefer
5 October 2020



<https://www.infineon.com/2020atvcall>

CSS Business Update Call
Thomas Rosteck
3 March 2021



<https://www.infineon.com/2021csscall>

PSS Business Update Call
Andreas Urschitz
1 July 2021



<https://www.infineon.com/2021psscall>

Annual Report 2021
<https://www.infineon.com/2021annualreport>



Sustainability Report 2021
<https://www.infineon.com/2021sustainabilityreport>

Financial calendar

Date	Event	Location
11 May 2022	IPC Call along with PCIM trade show	
16 May 2022	Equita 17 th European Conference	virtual
17 May 2022	J.P. Morgan European Technology, Media and Telecoms Conference	London
23 May 2022	J.P. Morgan Global Technology, Media and Communications Conference	Boston
24 May 2022	Berenberg Conference USA 2022	Tarrytown
25 May 2022	Deutsche Bank dbAccess German Corporate Conference	Frankfurt
25 May 2022	Erste Bank Erste CEE Technology & Innovation Conference 2022	virtual
31 May 2022	Kepler One Stop Shop Conference	Madrid
14-15 Jun 2022	Exane BNP CEO Conference	Paris
21 Jun 2022	BofA TMT Conference	London
3 Aug 2022 ¹	Q3 FY22 Results	
15 Nov 2022 ¹	Q4 FY22 and FY 2022 Results	

¹ preliminary

Institutional Investor Relations contacts



Alexander Foltin

Executive Vice President
Finance, Treasury & Investor Relations
+49 89 234-23766
alexander.foltin@infineon.com



Visitor address

Am Campeon 1 – 15
885579 Neubiberg
Germany



Isabell Diel

Manager Investor Relations
+49 89 234-38297
isabell.diel@infineon.com



Alexander Groschke

Director Investor Relations
+49 89 234-38348
alexander.groschke@infineon.com



Daniel Györy

Senior Director Investor Relations
+49 89 234-35078
daniel.gyoery@infineon.com



Holger Schmidt

Director Investor Relations
+49 89 234-22332
holger.schmidt@infineon.com