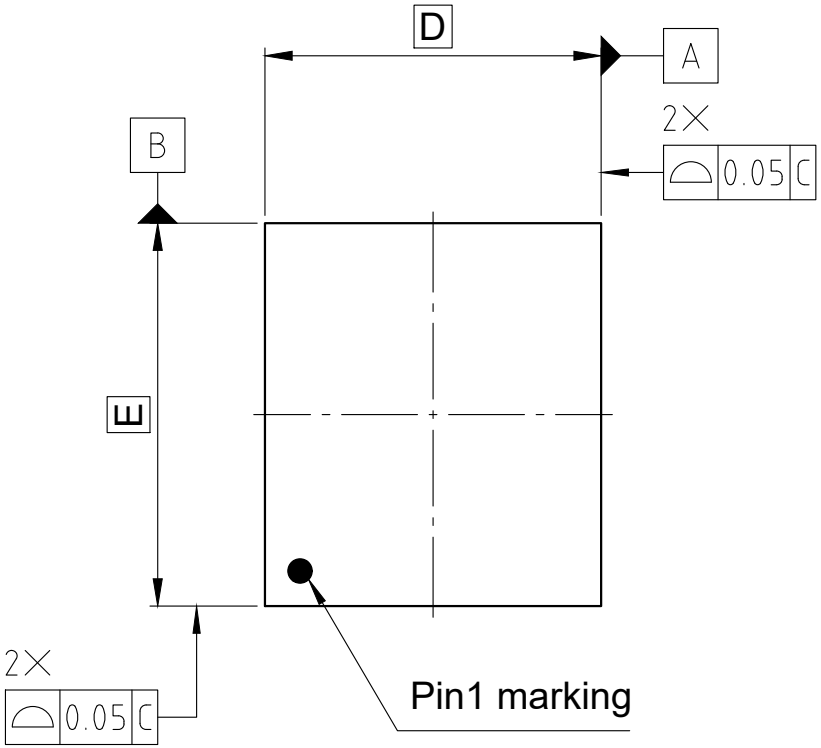

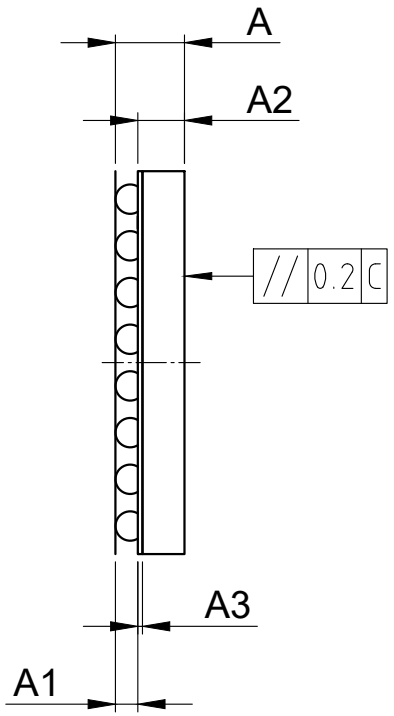

Bottom view

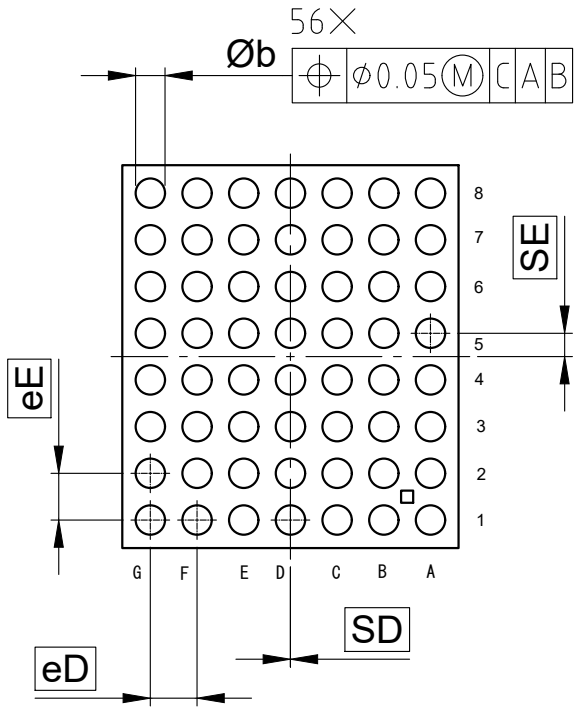

SYMBOL	DIMENSIONS		
	MIN.	NOM.	MAX.
A	-	-	0.74
A1	0.2	0.24	0.28
A2	0.44 BSC		
A3	0.05 BSC		
D	3.6 BSC		
E	4.1 BSC		
Øb	0.285	0.315	0.345
eD	0.5 BSC		
eE	0.5 BSC		
SD	0		
SE	0.25 BSC		

All dimensions are in units mm
The drawing is in compliance with ISO 128-30, Projection Method 1 [ ]
Dimensions and tolerances methods per ASME Y14.5-2009.