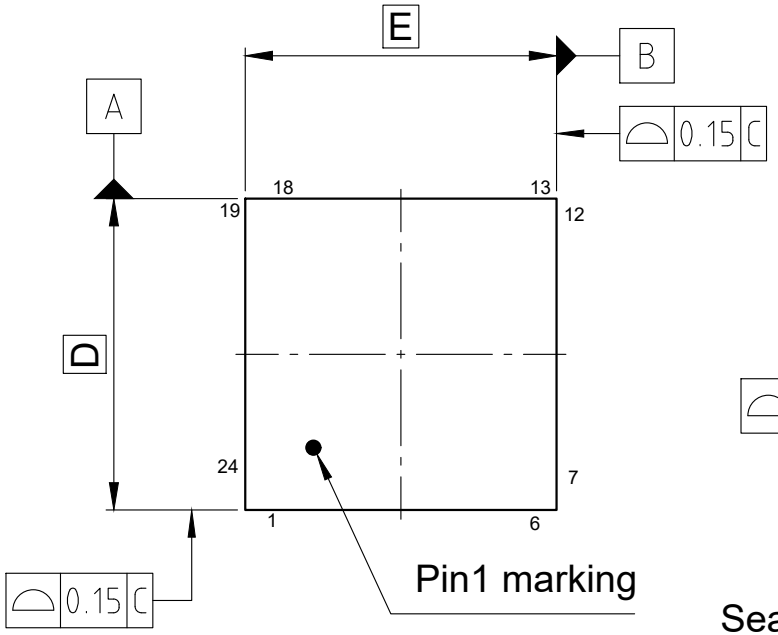

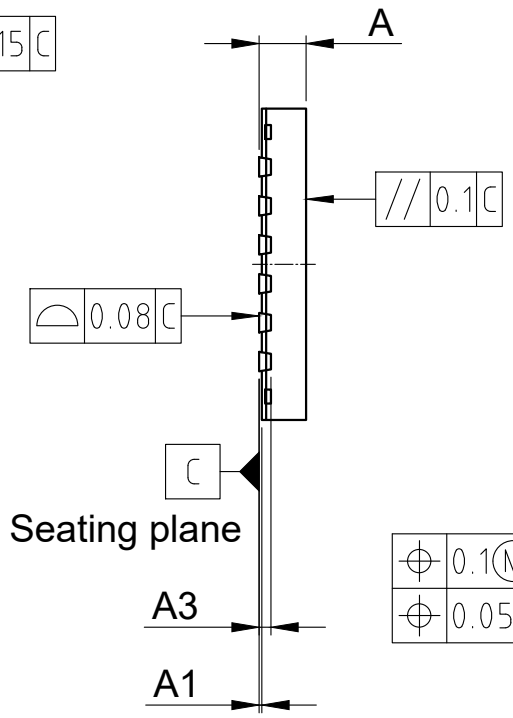

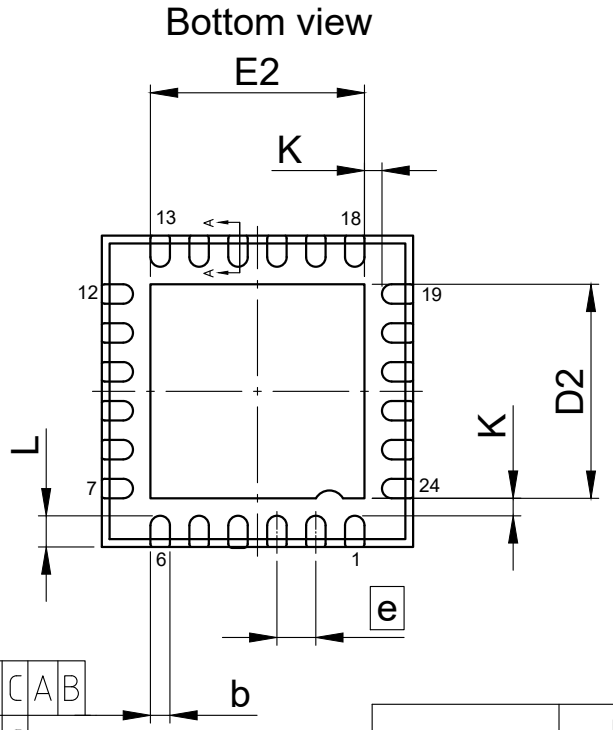

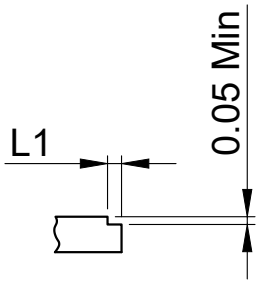

SECTION A-A

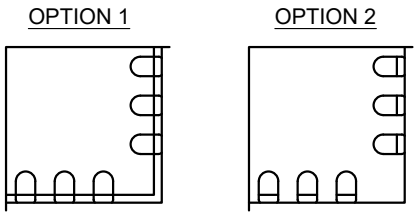

WETTABLE FLANK DESIGN

SYMBOL	DIMENSIONS		
	MIN.	NOM.	MAX.
A	-	-	0.60
A1	0.00	-	0.05
A3	0.152 REF		
b	0.18	0.25	0.3
D	4 BSC		
E	4 BSC		
D2	2.65	2.75	2.85
E2	2.65	2.75	2.85
e	0.5 BSC		
L	0.3	0.4	0.5
K	0.225	-	-
L1	0.025	0.075	0.125

All dimensions are in units mm
The drawing is in compliance with ISO 128-30, Projection Method 1 [ ]
Dimensioning & tolerances conform to ASME Y14.5M. -1994.