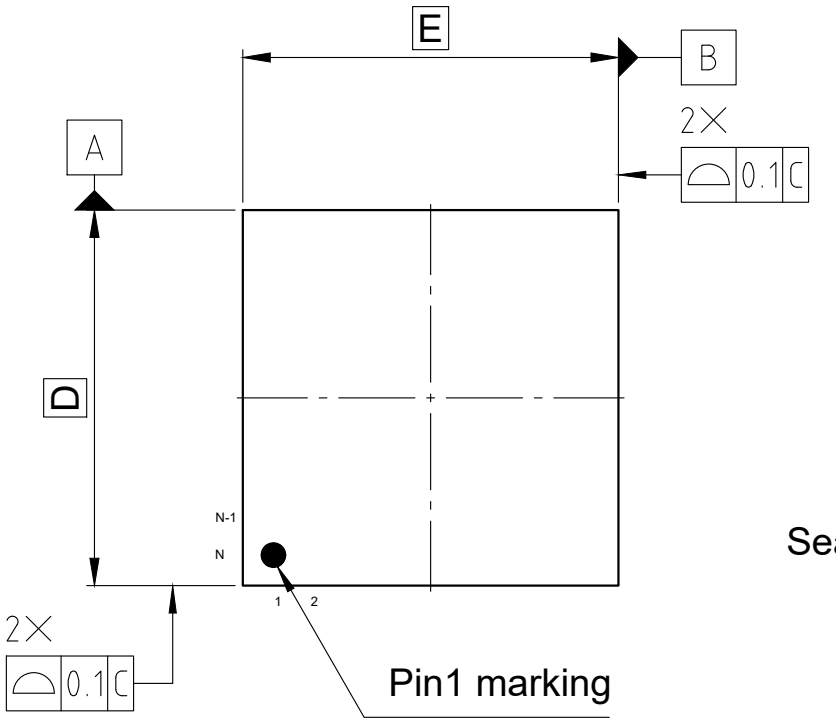

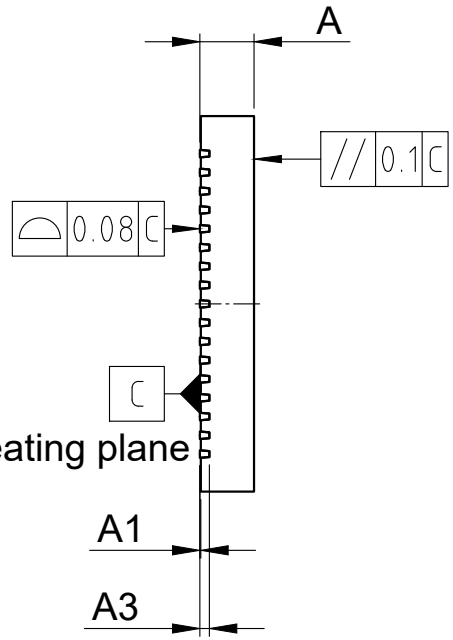

Bottom view

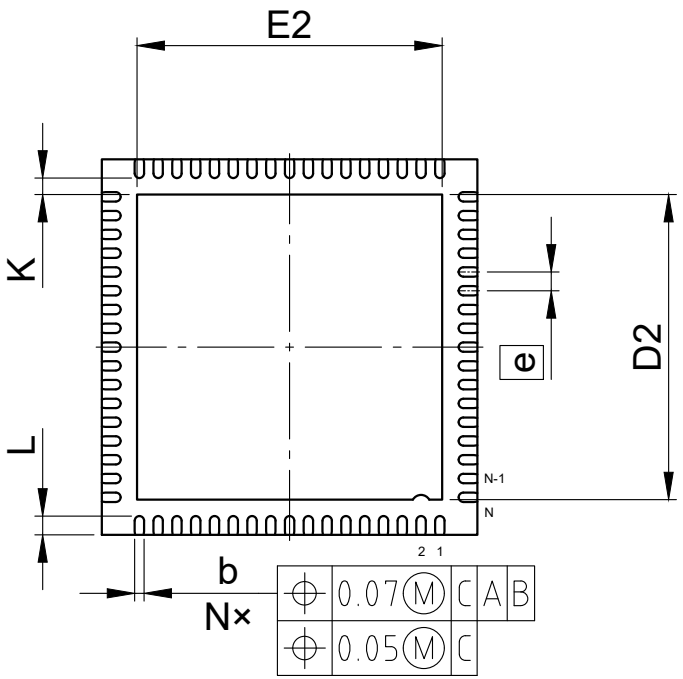

SYMBOL	DIMENSIONS		
	MIN.	NOM.	MAX.
e	0.4 BSC		
N	68		
L	0.3	0.4	0.5
b	0.15	0.2	0.25
D2	6.4	6.5	6.6
E2	6.4	6.5	6.6
D	8 BSC		
E	8 BSC		
A	-	-	1.2
A1	0	-	0.05
A3	0.203 REF		
K	0.35 REF		

All dimensions are in units mm

The drawing is in compliance with ISO 128-30, Projection Method 1 [ ]