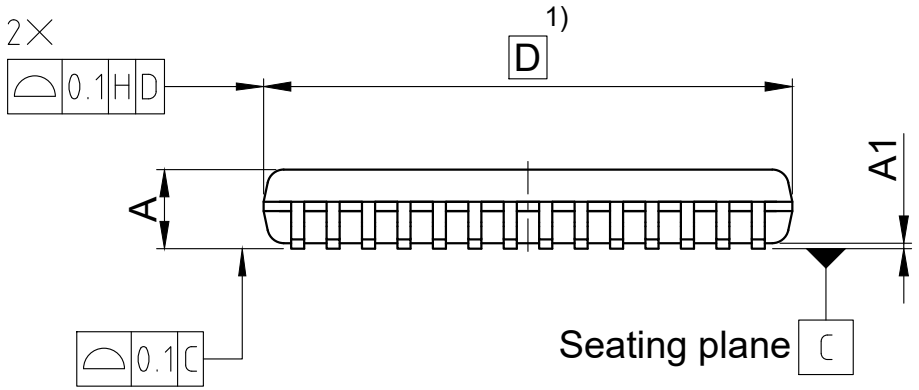

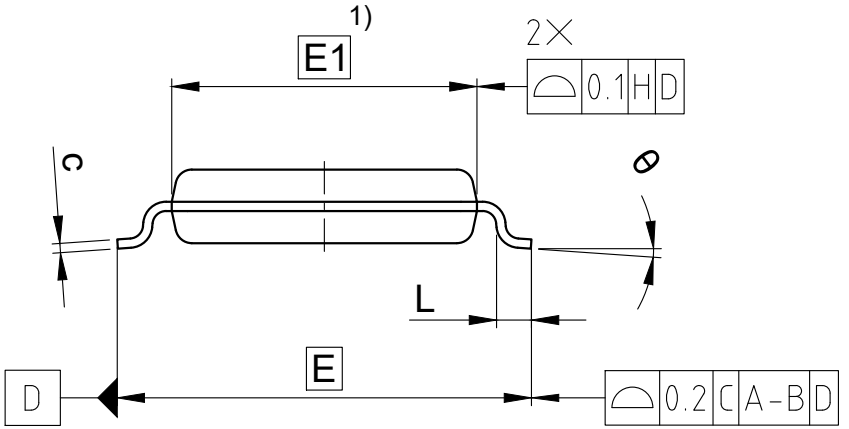

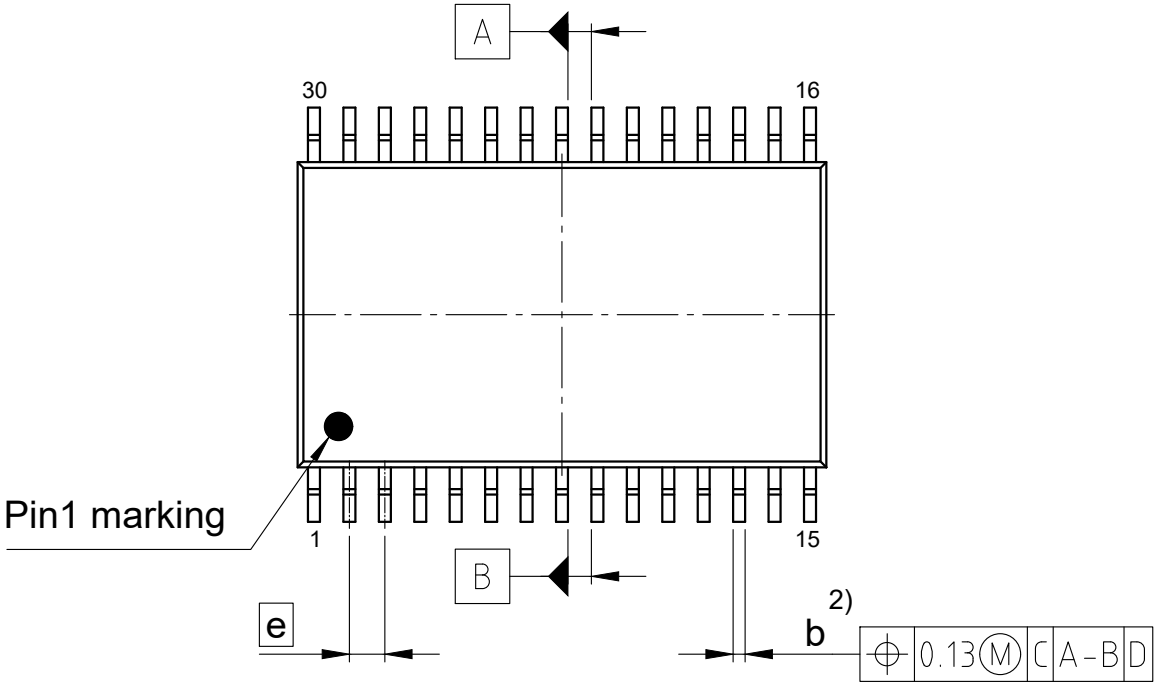

SYMBOL	DIMENSIONS		
	MIN.	NOM.	MAX.
A	-	-	1.45
A1	0.05	-	0.15
D	9.7 BSC		
E	7.6 BSC		
E1	5.6 BSC		
θ	0°	-	8°
c	0.14	-	0.2
b	0.17	0.24	0.32
L	0.45	0.6	0.75
e	0.65 BSC		

1) Dimensioning d include mold flash, dimensioning e1 does not include interlead flash or protrusion. interlead flash or protrusions shall not exceed 0.025 mm per side.
2) Dimension b does not include damber protrusion.allowable dambar protrusion shall be 0.10mm
All dimensions are in units mm
The drawing is in compliance with ISO 128-30, Projection Method 1 [ ]