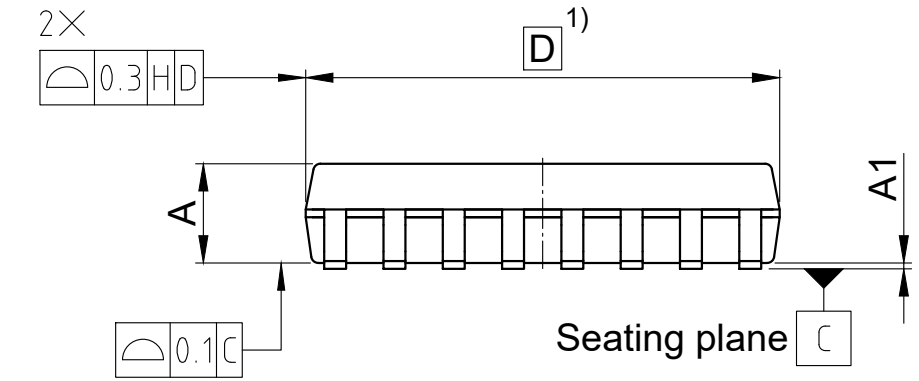

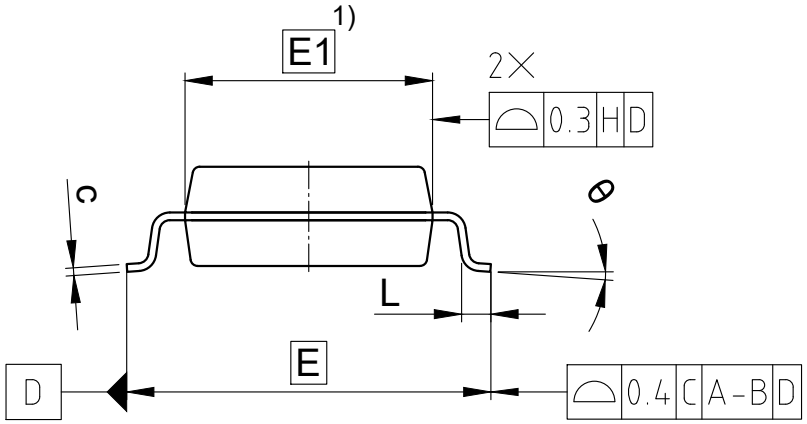

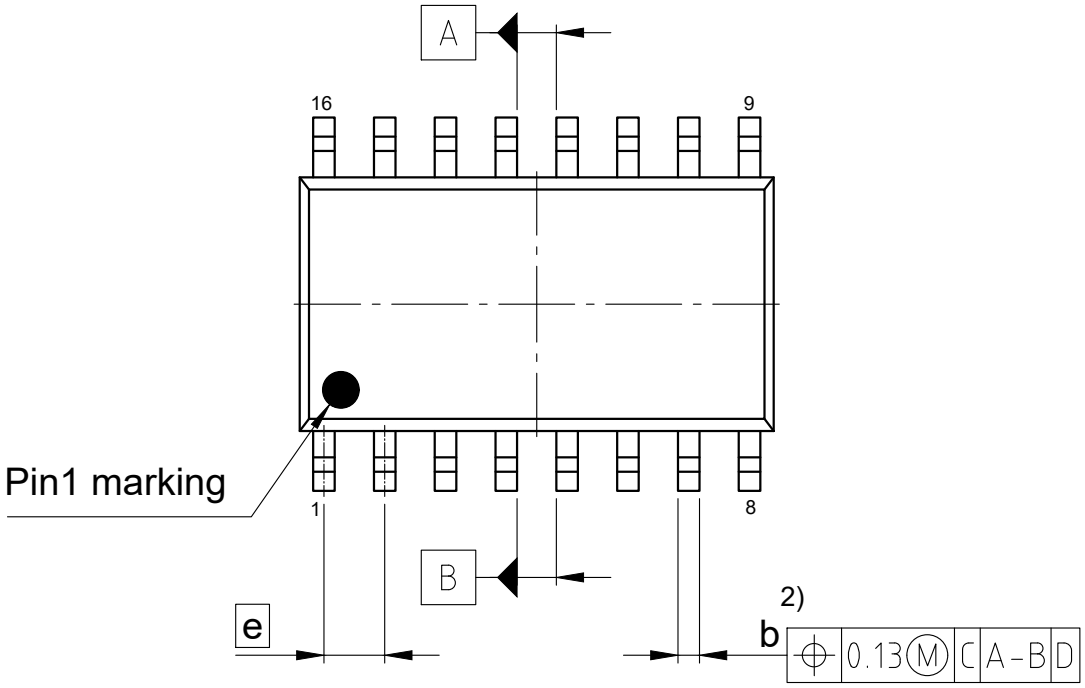

SYMBOL	DIMENSIONS		
	MIN.	NOM.	MAX.
A	-	-	2.25
A1	0.05	-	0.2
D	10.15 BSC		
E	7.8 BSC		
E1	5.3 BSC		
θ	0°	-	8°
c	0.13	-	0.2
b	0.39	0.47	0.55
L	0.45	0.6	0.75
e	1.27 BSC		

1) Dimensioning D include mold flash, dimensioning E1 does not include interlead flash or protrusion. interlead flash or protrusions shall not exceed 0.025 mm per side.

2) Dimension b does not include damber protrusion.allowable dambar protrusion shall be 0.10mm

All dimensions are in units mm

The drawing is in compliance with ISO 128-30, Projection Method 1 [ ]

Dimensioning and tolerancing per ASME Y14.5M-1994.