

Evaluation kit for EiceDRIVER™ 2EDN7534F dual-channel low-side gate driver

KIT_DRIVER_2EDN7534F

UG-2025-16

Scope and purpose

This evaluation kit provides a test platform for Infineon's dual-channel non-isolated gate driver IC EiceDRIVER™ 2EDN7534F in DSO 8pin package.

Target applications

- Switch-mode power-supplies
- DC-DC power converters
- Synchronous rectification stages
- Power factor correction system

Product family

[EiceDRIVER™ 2EDN Gate Driver for MOSFETs and WBG switches](#)

Base Part Number	Package	OPN (Orderable Part Number)
KIT-DRIVER-2EDN7534F	EVAL	
2EDN7534F	PG-DSO-8	2EDN7534FXTMA1

Table of contents

Table of contents	2
1 Introduction	3
2 Quick start guide	4
3 Schematic and PCB layout	5
4 Bill of Material	8
5 Related resources	9
Revision history	10
Disclaimer	11

Introduction

1 Introduction

This evaluation kit provides a test platform for Infineon's dual-channel non-isolated gate driver IC EiceDRIVER™ [2EDN7534F](#) in DSO 8pin package. The complete driving circuitry is integrated into the board to allow a simple and practical step-by-step discovery of the [2EDN7534F](#) characteristics and to evaluate the influence of the surrounding driving circuitry on the signal delivered to the load. The dual-channel driver is intended to feed two low-side MOSFETs in TO-220 package, which can be allocated on board. For this purpose, a CoolMOST™ or OptiMOS™ power MOSFET solution from Infineon can be selected. The evaluation kit requires an external function generator and a DC power supply to provide the input signals to the [2EDN7534F](#).



Figure 1 KIT_DRIVER_2EDN7534F

Quick start guide

2 Quick start guide

The easiest and most immediate way to use the board is with zero-power applied to the MOSFETs. In that operating condition, the [2EDN7534F](#) load is equivalent to a pure RC filter. Testing with different MOSFETs is a suggested option to evaluate and understand the impact of the MOSFETs input capacitance on the driving timing behavior. Additionally, the possibility to power-up the MOSFETs and then trigger the switch of the devices, is purposely provided through banana connectors. An external circuitry must be properly built in that case to provide the bulk voltage and limit the current. Furthermore, pads for a possible connection to a daughter card are included.

The following components need to be added to the kit:

- > Distance bolts
- > Source resistors
- > Sink resistors
- > Sink diodes
- > TO-220 sockets
- > TO-220 MOSFETS

<p>Step 1 Distance bolts mounting</p>	<p>Step 2 Source resistor soldering</p>	<p>Step 3 Sink resistors and sink diodes soldering</p>
<p>Step 4 TO-220 sockets soldering</p>	<p>Step 5 MOSFETs placement into the sockets</p>	<p>Step 6 Heatsink mounting</p>

Figure 2 Assembly Instruction

3 Schematic and PCB layout

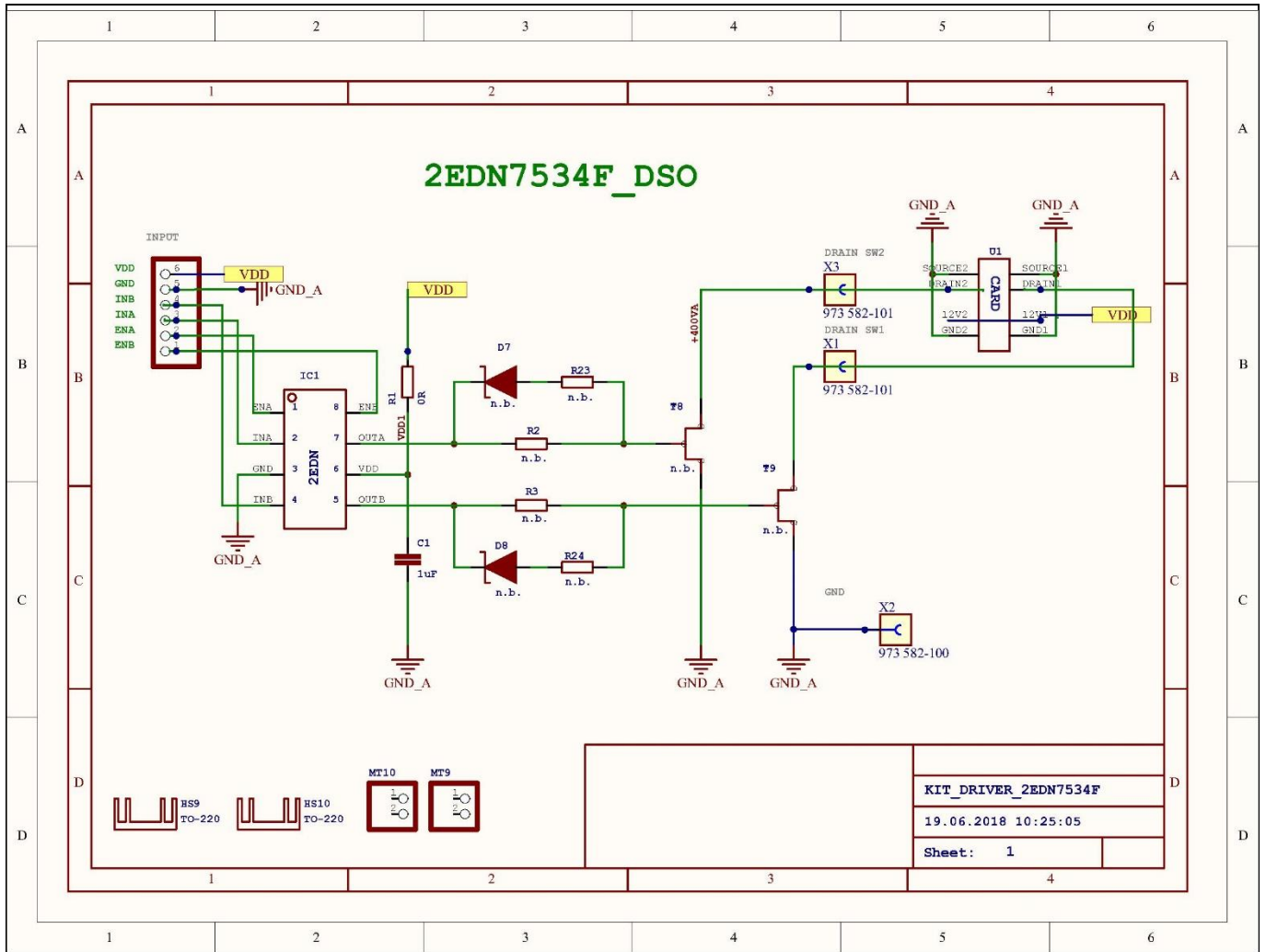


Figure 3 Schematic

Evaluation kit for EiceDRIVER™ 2EDN7534F dual-channel low-side gate driver



Schematic and PCB layout

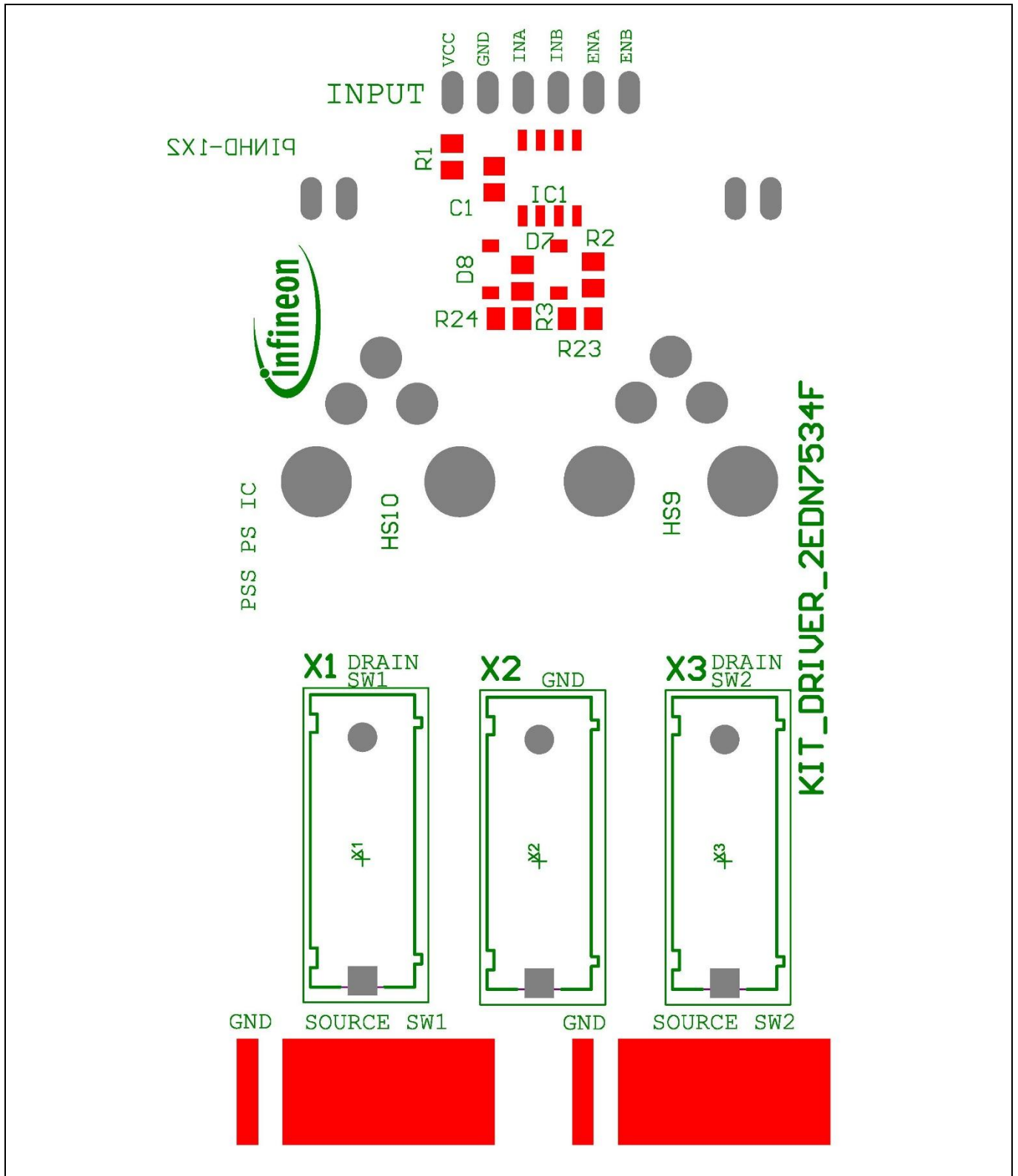


Figure 4 PCB top

Evaluation kit for EiceDRIVER™ 2EDN7534F dual-channel low-side gate driver



Schematic and PCB layout

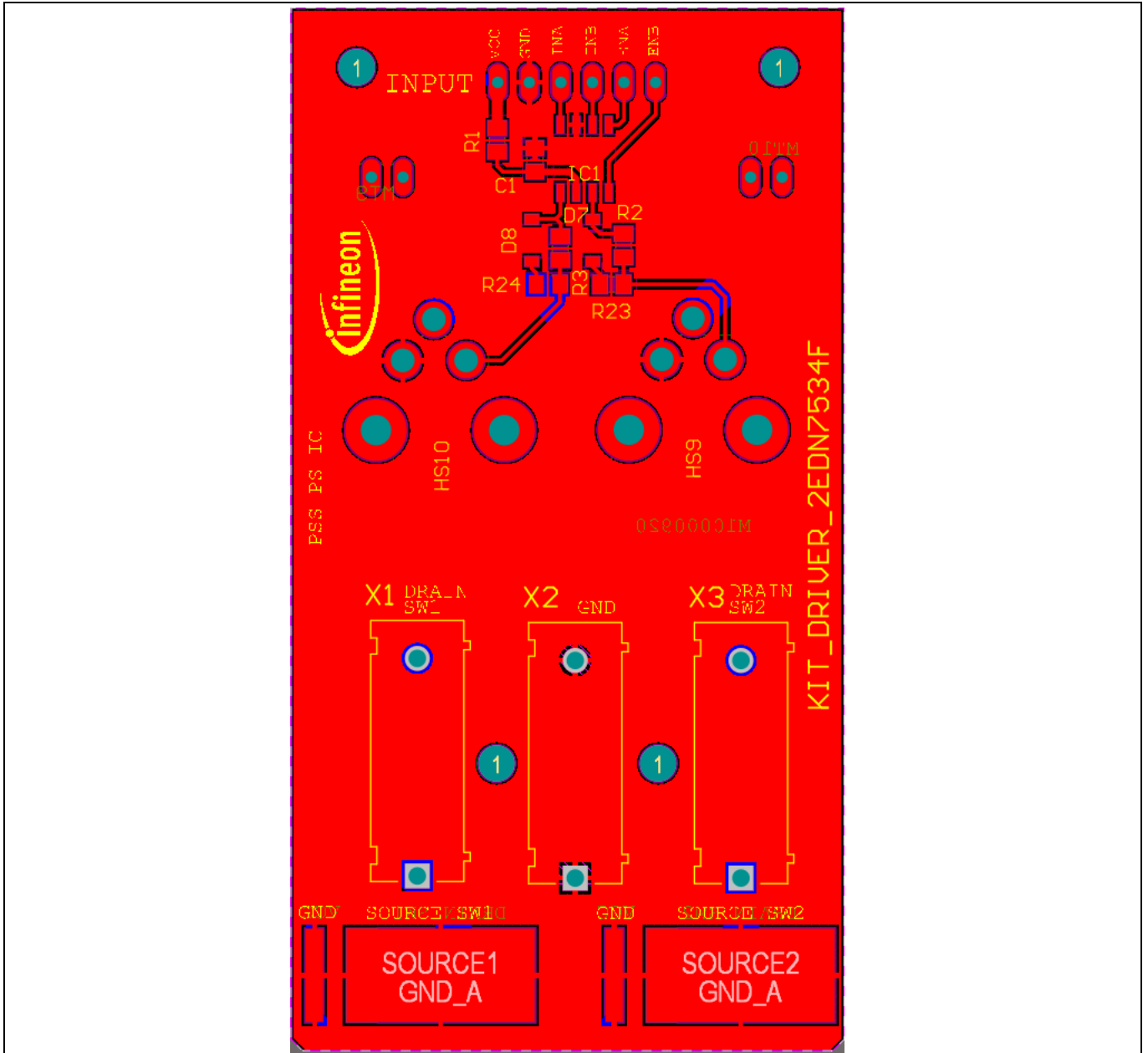


Figure 5 PCB traces

Bill of Material

4 Bill of Material

Table 1 Bill of Material

Quantity	Designator	Value	Description	Manufacturer	Manufacturer Part Number
1	C1	1uF	Ceramic Capacitor	Samsung Electro-Mechanics	CL21B105KAFNNNE
4	R2, R3, R23, R24	Do not solder	SMD Resistor		/
2	D7, D8	Do not solder	SMD Diode		/
2	X1,X3	/	Test Jack, 16 A, Red, PB 4 Series	HIRSCHMANN TEST AND MEASUREMENT	973582100
1	X2	/	Test Jack, 16 A, bLACK, PB 4 Series	HIRSCHMANN TEST AND MEASUREMENT	973582101
2	T8, T9	Do not solder	MOSFET THT		/
1	IC1	2EDN7534F_PG_DSO-8-60_DEVICE	dual low side gate driver	Infineon Technologies	2EDN7534FXTMA1
1	INPUT_2EDN_SOT	PINHD-1X6	Pin header	Fischer Elektronik	MK 08 6 Z
2	MT9, MT10	PINHD-1X2	Pin header	Fischer Elektronik	MK 08 2 Z
1	R1	0R	SMD Resistor	YAGEO	RC0805JR-070RL
2	HS9, HS10	HEATSINKS TO-220/218	HEATSINKS TO-220/218	Aavid	581102B00000G

5 Related resources

- Portfolio family [Datasheet](#)
- Kit Driver for Other packages
 - TSNP 6 [KIT-DRIVER-2EDN7534U](#)
 - SOT23-6 [KIT-DRIVER-2EDN7534B](#)

Revision history

Document revision	Date	Description of changes
1.0	12-19-2025	Release

Trademarks

All referenced product or service names and trademarks are the property of their respective owners.

Edition 2025-12-19

Published by

**Infineon Technologies AG
81726 Munich, Germany**

**© 2026 Infineon Technologies AG.
All Rights Reserved.**

Do you have a question about this document?

Email:

erratum@infineon.com

Document Reference Number

Important Notice

Products which may also include samples and may be comprised of hardware or software or both ("Product(s)") are sold or provided and delivered by Infineon Technologies AG and its affiliates ("Infineon") subject to the terms and conditions of the frame supply contract or other written agreement(s) executed by a customer and Infineon or, in the absence of the foregoing, the applicable Sales Conditions of Infineon. General terms and conditions of a customer or deviations from applicable Sales Conditions of Infineon shall only be binding for Infineon if and to the extent Infineon has given its express written consent.

For the avoidance of doubt, Infineon disclaims all warranties of non-infringement of third-party rights and implied warranties such as warranties of fitness for a specific use/purpose or merchantability.

Infineon shall not be responsible for any information with respect to samples, the application or customer's specific use of any Product or for any examples or typical values given in this document.

The data contained in this document is exclusively intended for technically qualified and skilled customer representatives. It is the responsibility of the customer to evaluate the suitability of the Product for the intended application and the customer's specific use and to verify all relevant technical data contained in this document in the intended application and the customer's specific use. The customer is responsible for properly designing, programming, and testing the functionality and safety of the intended application, as well as complying with any legal requirements related to its use.

Unless otherwise explicitly approved by Infineon, Products may not be used in any application where a failure of the Products or any consequences of the use thereof can reasonably be expected to result in personal injury. However, the foregoing shall not prevent the customer from using any Product in such fields of use that Infineon has explicitly designed and sold it for, provided that the overall responsibility for the application lies with the customer.

Infineon expressly reserves the right to use its content for commercial text and data mining (TDM) according to applicable laws, e.g. Section 44b of the German Copyright Act (UrhG). If the Product includes security features:

Because no computing device can be absolutely secure, and despite security measures implemented in the Product, Infineon does not guarantee that the Product will be free from intrusion, data theft or loss, or other breaches ("Security Breaches"), and Infineon shall have no liability arising out of any Security Breaches.

If this document includes or references software:

The software is owned by Infineon under the intellectual property laws and treaties of the United States, Germany, and other countries worldwide. All rights reserved. Therefore, you may use the software only as provided in the software license agreement accompanying the software.

If no software license agreement applies, Infineon hereby grants you a personal, non-exclusive, non-transferable license (without the right to sublicense) under its intellectual property rights in the software (a) for software provided in source code form, to modify and reproduce the software solely for use with Infineon hardware products, only internally within your organization, and (b) to distribute the software in binary code form externally to end users, solely for use on Infineon hardware products. Any other use, reproduction, modification, translation, or compilation of the software is prohibited. For further information on the Product, technology, delivery terms and conditions, and prices, please contact your nearest Infineon office or visit <https://www.infineon.com>