Get ready for your Pre- and Onboarding Journey at Infineon

Welcome at Infineon!
To start your Pre- and Onboarding Journey follow the steps described below.

Create your myInfineon Account

- Ensure you have wifi/internet connection
- Please go to the Infineon Website and register for a myInfineon Account
- Enter your information
  - In the field "Company E-mail", please write the E-Mail-Address you've applied with
  - Use a strong password and keep it safe and accessible
  - If you are minor, do not cross the checkbox regarding
  - the marketing material

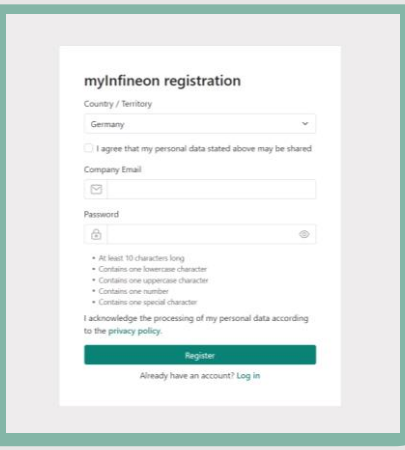

Verify your E-Mail-Address

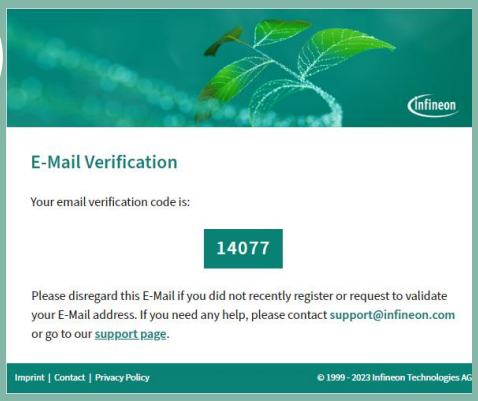

- Confirm your registration by inserting the code you've received on the E-Mail-Address provided
- Note that it can take a while until you receive the verification E-Mail
- Please also check your spam/junk folder

Next steps using a PC, Laptop or Mobile

- Insert your credentials

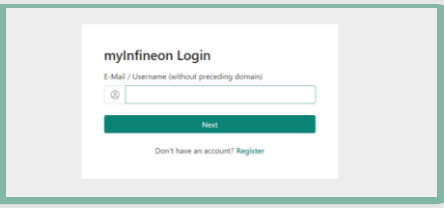

- Now you are ready!
- Go to "My Tasks" and start your Pre- and Onboarding Journey
- Please complete your assigned tasks in due time in order to avoid any impact on your Onboarding Journey

- If the authentication failed, please contact:
  - **Hrservicecenter.my@infineon.com** if you are located in **Asia**
  - **tier1.EU@infineon.com** if you are located in **Europe** or **America**

In case of access problems please contact: Hrservicecenter.my@infineon.com for Asia; tier1.EU@infineon.com for Europe and America.

Get ready for your Pre- and Onboarding Journey at Infineon

Questions and Comments about your Tasks

- Go to your open tasks

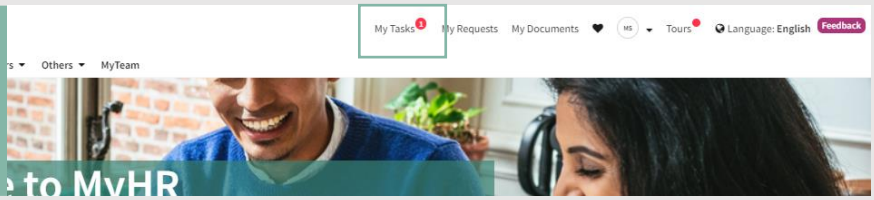

- Click on the “Activity” tab
- Write your questions and comments
- Attach documents or screenshots, if needed

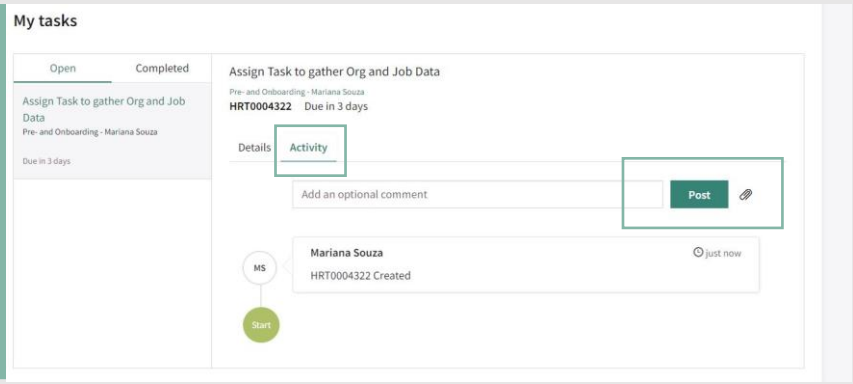

- Check the answers provided and complete your task

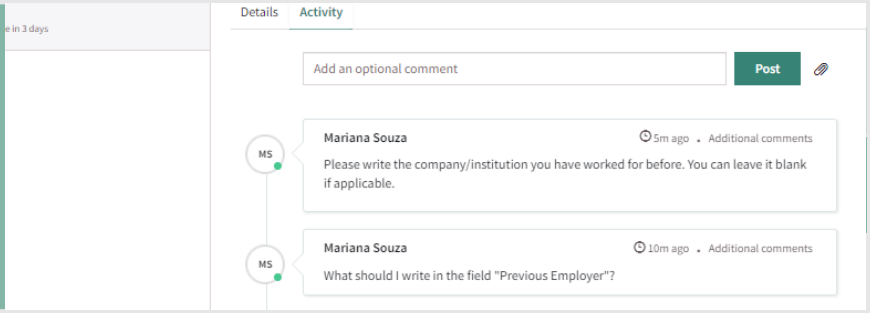



In case of access problems please contact: Hrservicecenter.my@infineon.com for Asia; tier1.EU@infineon.com for Europe and America.