REVISIONS			
REV	DESCRIPTION	DATE	APPROVED
1	RELEASED TO MANUFACTURING	02/18/08	LKR
2	RELEASED TO MANUFACTURING	03/26/08	LKR
**	RELEASED TO MANUFACTURING	09/04/08	LKR

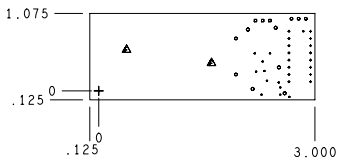

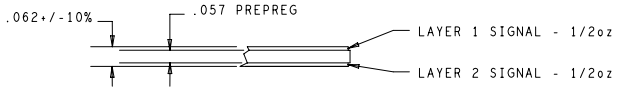

DRILL CHART: TOP to BOTTOM				
ALL UNITS ARE IN MILS				
FIGURE	SIZE	TOLERANCE	PLATED	QTY
·	12.0	+3.0/-12.0	PLATED	12
○	20.0	+3.0/-3.0	PLATED	5
·	31.0	+3.0/-3.0	PLATED	16
○	35.0	+3.0/-3.0	PLATED	3
○	40.0	+3.0/-3.0	PLATED	5
+	125.0	+3.0/-3.0	NON-PLATED	1
△	130.0	+3.0/-3.0	NON-PLATED	2

NOTES:(UNLESS OTHERWISE SPECIFIED)

1. RoHS COMPLIANT CERTIFICATION OR MATERIAL DECLARATION REQUIRED
2. MATERIAL:
   A. IS410 OR EQUIVALENT. MATERIAL MUST CONFORM TO UL94V-0.
   B. USE HTE COPPER, AS SPECIFIED IN THE CROSS SECTION DIAGRAM
   C. OVERALL METAL TO METAL THICKNESS AS SPECIFIED IN THE CROSS SECTION
3. DRILLING:
   A. DIAMETERS IN DRILL TABLE ARE FINISHED HOLE SIZES +/-.003 tol. UNLESS OTHERWISE SPECIFIED IN DRILL TABLE.
   B. TEARDROP ALLOWED ON ENTRY OF VIA ON EVERY TRACE LAYER.
4. PLATING:
   COPPER PLATING IN THRU-HOLES .001 min.
5. MARKING:
   A. SILKSCREEN IN WHITE NON-CONDUCTIVE EPOXY INK ON PRIMARY SIDE OF THE BOARD OR BOTH SIDES IF APPLICABLE.
   B. FABRICATOR TO PLACE DATE CODE AND LOGO ON SECONDARY SIDE IN ETCH (PREFERRED) OR SILKSCREEN.
6. FINAL FABRICATION:
   A. SOLDRMASK PRIMARY AND SECONDARY SIDE OF BOARD USING LIQUID PHOTOIMAGABLE MASK MATERIAL OVER BARE COPPER. PER IPC-SM-840. MASK ARTWORKS PROVIDED ARE 1:1. SOLDERMASK COLOR **BLUE**
7. FINISH:
   A. SHALL BE ELECTROLYTIC NICKEL/GOLD, ELECTROLESS NIKEL / IMMERSION GOLD. (ENIG)
   B. NICKEL THICKNESS: 100-200 MICROINCHES.
   C. GOLD THICKNESS: 3-10 MICROINCHES.
8. BOARDS SHALL BE PURCHASED FROM UL RECOGNIZED VENDORS ONLY AND SHALL BE MARKED IN COPPER ON SECONDARY SIDE OF BOARD WITH VENDORS UL IDENT. FLAMABILITY RATING (94-V0), DATE CODE (WWYY), AND RoHS COMPILANT SYMBOL.
9. MANUFACTURE BOARD TO BE IN ACCORDANCE WITH PERFORMANCE STANDARD IPC-6011/6012 CLASS 2 BOARD TO BE INSPECTED PER IPC-600-A CLASS 2.
10. MAXIMUM WRAP OR TWIST SHALL NOT EXCEED .010 in/in.
11. TESTING:
   A. FABRICATOR TO ADD TEST STRUCTURES OR CUPONS AS NEEDED.
   B. T-LINE IMPEDENCE TO BE TESTED OR GURANTEED WITHIN 10% IF SPECIFIED IN THE CROSS SECTION. TOLERANCE TO BE +/-10% UNLESS OTHERWISE SPECIFIED.

UNLESS OTHERWISE SPECIFIED	SIGNATURES		DATE
DIMENSIONS ARE IN INCHES	DRAWN	ZMK	02/07/08
TOLERANCES ON: ANGLES +/- 2°	CHECKED	LKR	02/18/08
2 PL DECIMALS +/- .010	ENGRG	LKR	02/18/08
3 PL DECIMALS +/- .005	ISSUED		
THIRD ANGLE PROJECTIONS			

CYPRESS PROPRIETARY
THIS DOCUMENT CONTAINS CONFIDENTAL, PROPRIETARY INFORMATION THAT IS CYPRESS SEMICONDUCTOR PROPERTY. DO NOT DISCLOSE TO OR DUPLICATE FOR OTHERS EXCEPT AS AUTHORIZED BY CYPRESS.

CYPRESS SEMICONDUCTOR
10147 W EMERALD ST.
BOISE, ID 83704
(208) 377-9222

FABRICATION DRAWING FIRST TOUCH POWERPACK 2xAAA

SIZE	FSCM NO	DWG NO	REV
C		PDCR-9456	**

SCALE: 1/1 SHEET:

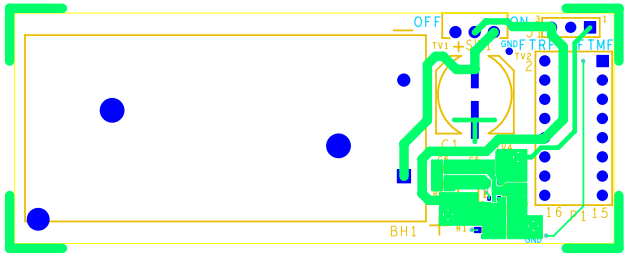

PDCR-9456 REV ** PRIMARY SIDE

PDCR-9456 REV ** PRIMARY SILKSCREEN

PDCR-9456 REV ** SECONDARY SIDE

PDCR-9456 REV ** SECONDARY SILKSCREEN