DRILL CHART: TOP to BOTTOM				
ALL UNITS ARE IN MILS				
FIGURE	SIZE	TOLERANCE	PLATED	QTY
·	10.0	+3.0/-3.0	PLATED	242
®	12.0	+3.0/-3.0	PLATED	2
®	20.0	+3.0/-3.0	PLATED	13
©	35.0	+3.0/-3.0	PLATED	15
®	40.0	+3.0/-3.0	PLATED	6
©	47.0	+3.0/-3.0	NON-PLATED	2
©	60.0	+3.0/-3.0	NON-PLATED	2
◎	SLOT 100.0x40.0	+3.0/-3.0	PLATED	1
◎	SLOT 100.0x40.0	+3.0/-3.0	PLATED	1

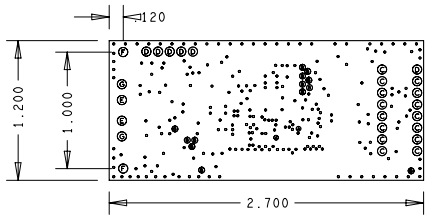

CYPRESS PDCR-9439 REV **

DRILL DRAWING

PROD: FTPC BRIDGE BOARD
DATE: MAR 20, 2008
No. of PCB LAYERS: 4

ARTAFLEX 104-005-P2

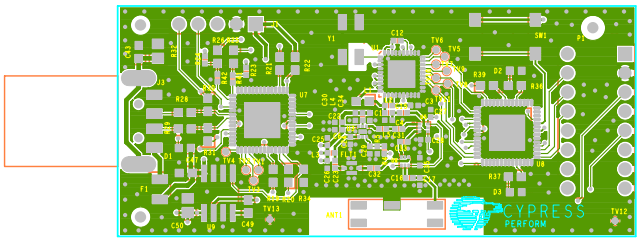

CYPRESS PDCR-9439 REV **

SILKSCREEN - PRIMARY SIDE

LAYER 1 - PRIMARY SIDE

PROD: FTPC BRIDGE BOARD

DATE: MAR 20, 2008

No. of PCB LAYERS: 4

ARTAFLEX 104-005-P2



CYPRESS PDCR-9439 REV **

LAYER 2 - GND PLANE

PROD: FTPC BRIDGE BOARD

DATE: MAR 20, 2008

No. of PCB LAYERS: 4

ARTAFLEX 104-005-P2

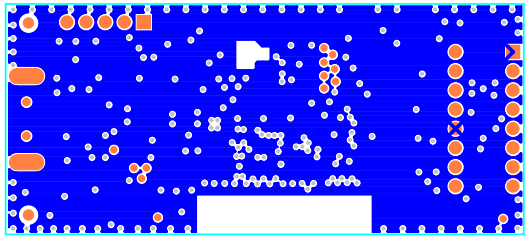

CYPRESS PDCR-9439 REV **

LAYER 3- VCC PLANE

PROD: FTPC BRIDGE BOARD

DATE: MAR 20, 2008

No. of PCB LAYERS: 4

ARTAFLEX 104-005-P2

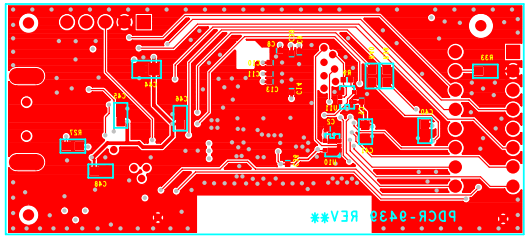

CYPRESS PDCR-9439 REV **

LAYER 4 - SECONDARY SIDE

SILKSCREEN - SECONDARY SIDE

PROD: FTPC BRIDGE BOARD

DATE: MAR 20, 2008

No. of PCB LAYERS: 4

ARTAFLEX 104-005-P2