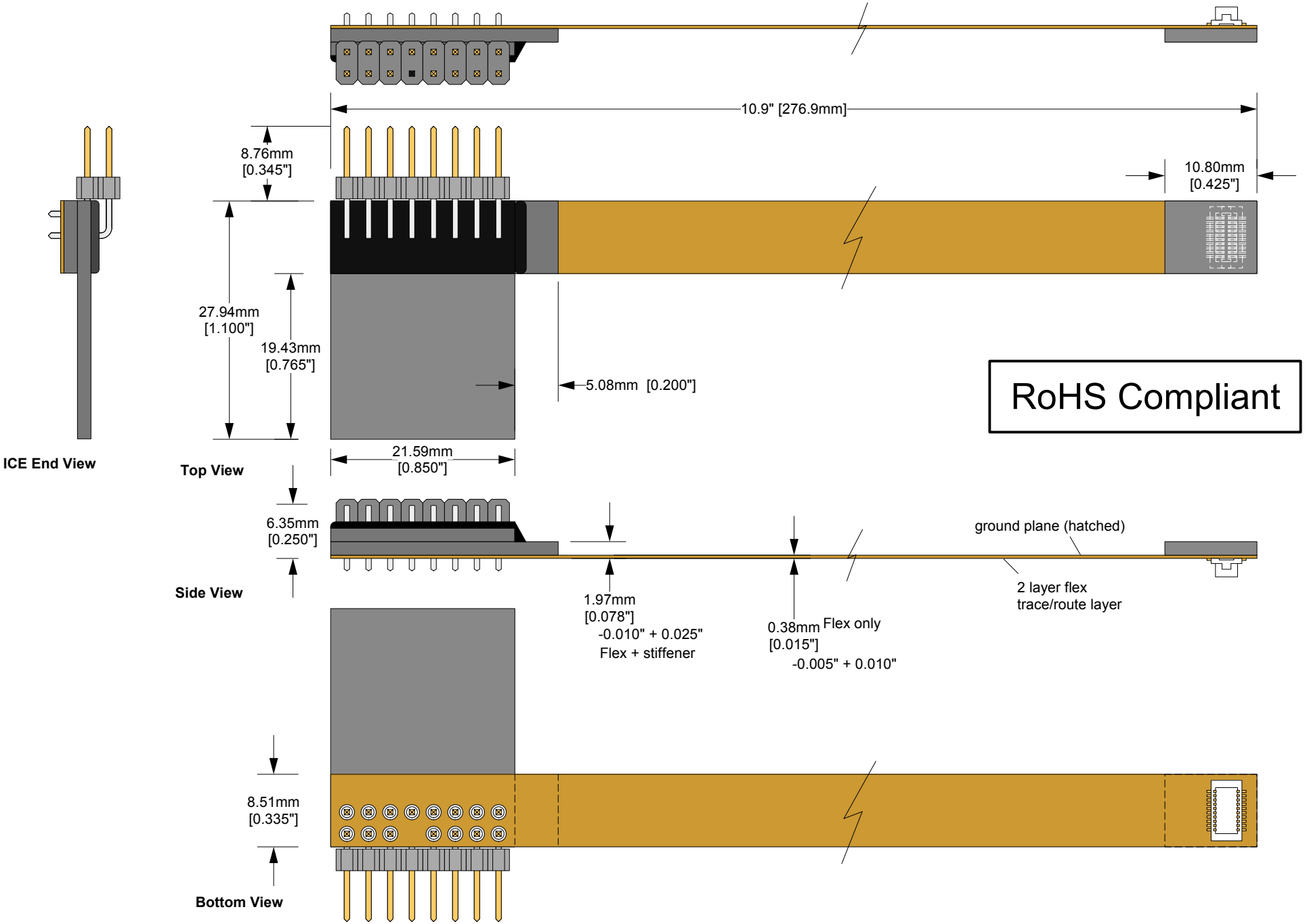

Description: Flex extender
15 position 0.1" header to Hirose connector - DF12A(3.0)-20DS-0.5V(81)

Page: 1 of 3

XT-PSoC-15-20H-10-01 Drawing	Status: Preliminary	Scale: 1:0.6	Rev: F
© 2005 IRONWOOD ELECTRONICS, INC. PO BOX21151 ST. PAUL, MN 55121 Tele: (651) 452-8100 www.ironwoodelectronics.com	Drawing: M. Tully		Date: 11/8/05
	File: XT-PSoC-15-20H-01-01 Dwg		Modified: 1/3/06, MT

Tolerances: diameters ±0.03mm [±0.001"],
PCB perimeters ±0.13mm [±0.005"],
PCB thicknesses ±0.18mm [±0.007"],
pitches (from true position) ±0.08mm [±0.003"],
all other tolerances ±0.13mm [±0.005"]
unless stated otherwise. Materials and
specifications are subject to change without notice.

PROPRIETARY INFORMATION:
Information contained in this drawing is confidential. Copying, distributing or use in any matter, other than that specified by IRONWOOD ELECTRONICS, INC., is strictly prohibited and may be unlawful. If you have received this drawing in error, please return to IRONWOOD ELECTRONICS, INC. at the address listed below.

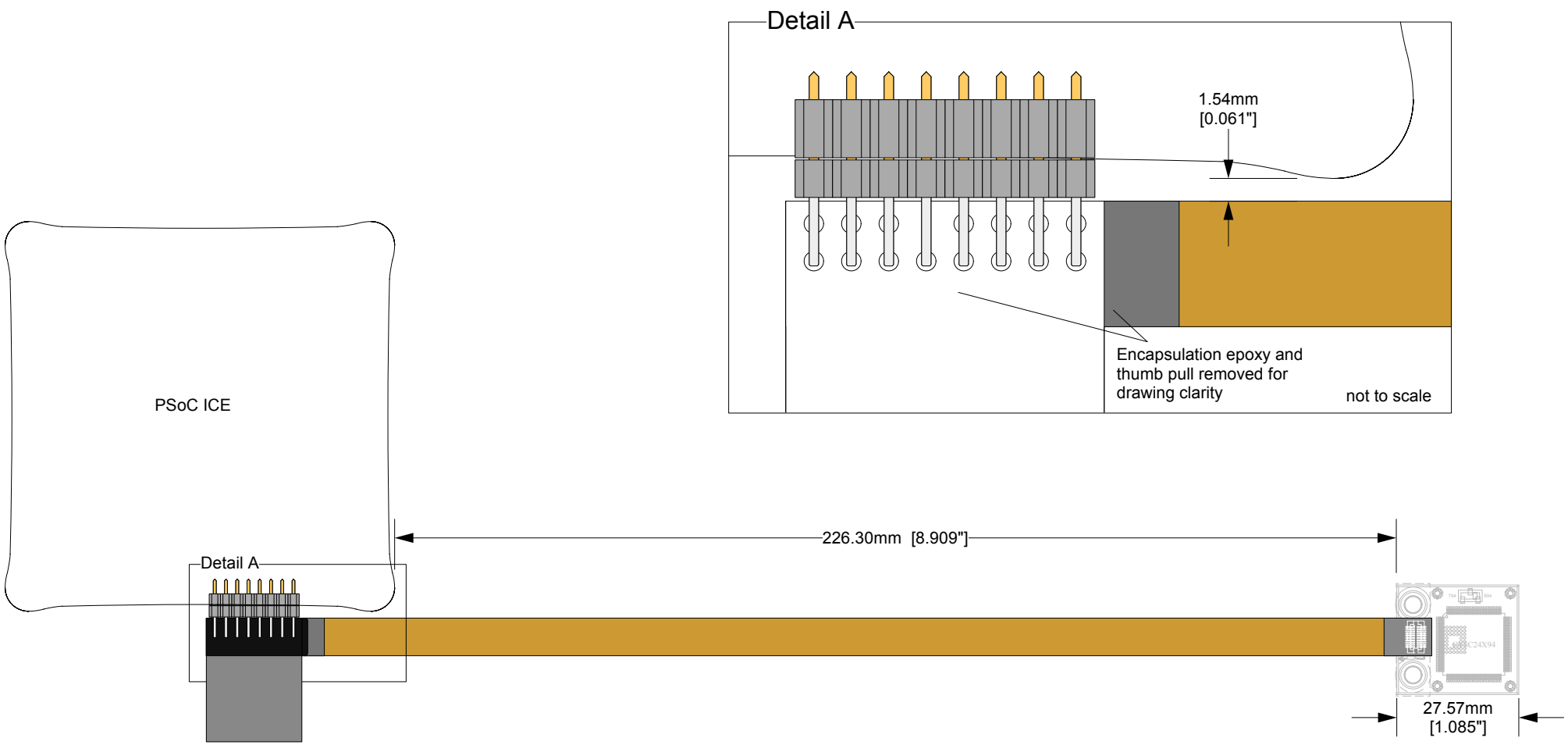

RoHS Compliant

Description: Flex extender
15 position 0.1" header to Hirose connector - DF12A(3.0)-20DS-0.5V(81)

XT-PSoC-15-20H-10-01 Drawing	Status: Preliminary	Scale: 75%	Rev: F
© 2005 IRONWOOD ELECTRONICS, INC. PO BOX21151 ST. PAUL, MN 55121 Tele: (651) 452-8100 www.ironwoodelectronics.com	Drawing: M. Tully	Date: 11/8/05	
	File: XT-PSoC-15-20H-01-01 Dwg	Modified: 1/3/06, MT	

Tolerances: diameters ±0.03mm [±0.001"],
PCB perimeters ±0.13mm [±0.005"],
PCB thicknesses ±0.18mm [±0.007"],
pitches (from true position) ±0.08mm [±0.003"],
all other tolerances ±0.13mm [±0.005"]
unless stated otherwise. Materials and specifications are subject to change without notice.

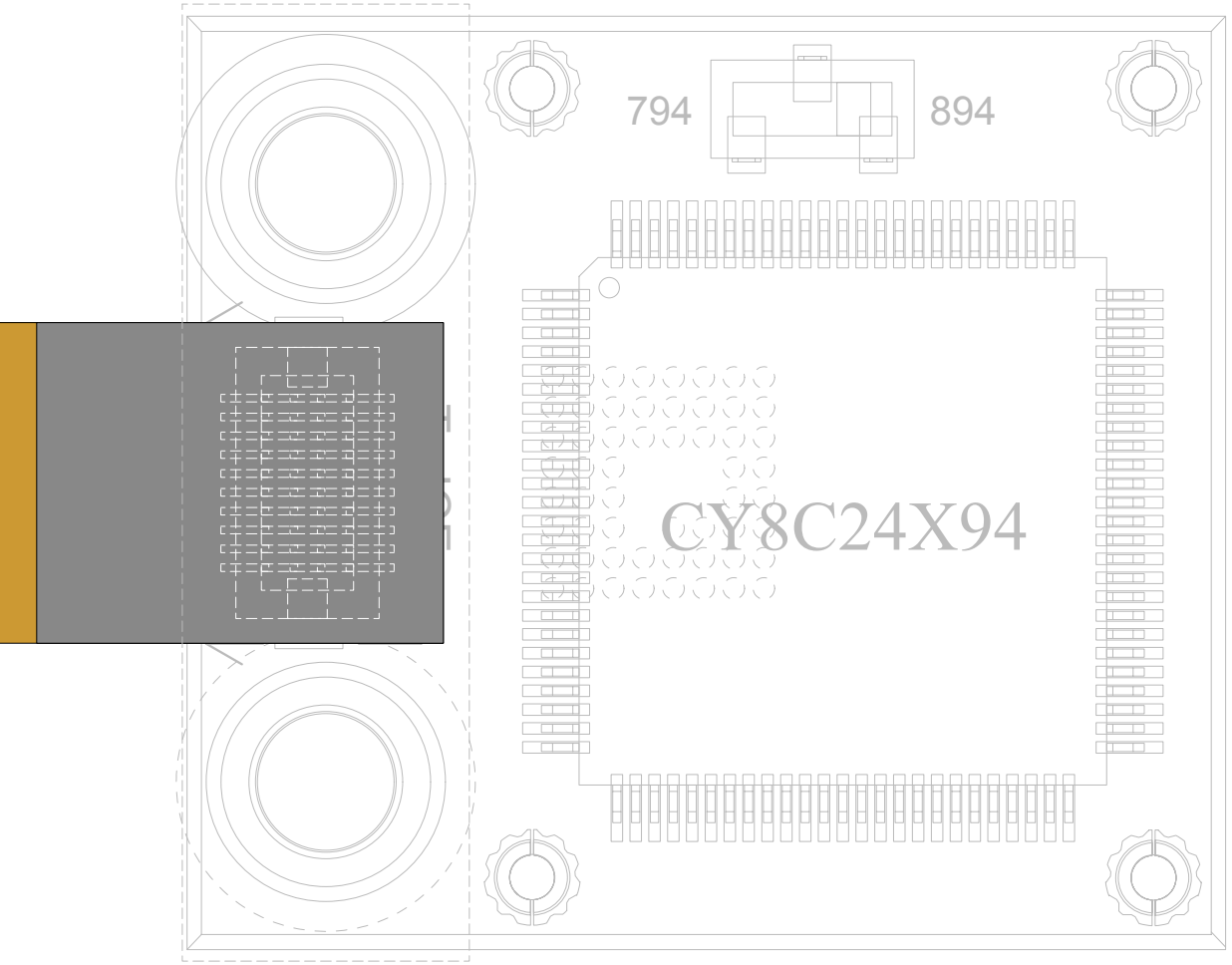

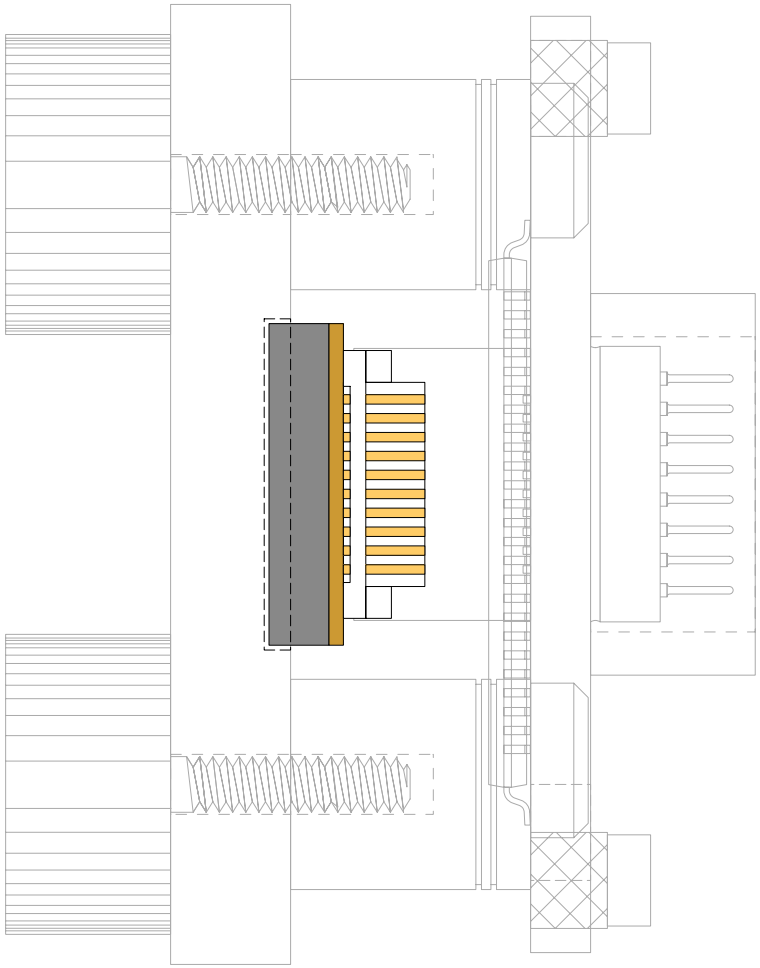

PSoC POD

XT-PSoC-15-20H-10-01 Drawing	Status: Preliminary	Scale: 5:1	Rev: F
© 2005 IRONWOOD ELECTRONICS, INC. PO BOX21151 ST. PAUL, MN 55121 Tele: (651) 452-8100 www.ironwoodelectronics.com	Drawing: M. Tully		Date: 11/8/05
	File: XT-PSoC-15-20H-01-01 Dwg		Modified: 1/3/06, MT