REVISIONS			
REV	DESCRIPTION	DATE	APPROVED
**	ORIGINAL DESIGN	12/18/06	DFK

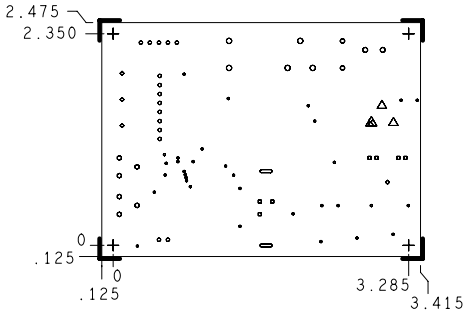

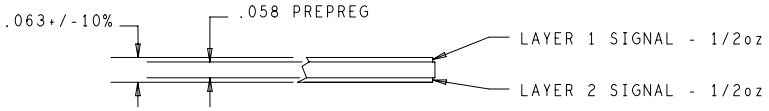

DRILL CHART: TOP to BOTTOM				
ALL UNITS ARE IN MILS				
FIGURE	SIZE	TOLERANCE	PLATED	QTY
◦	10.0	+3.0/-10.0	PLATED	33
▫	35.0	+3.0/-1.0	PLATED	7
◦	40.0	+3.0/-1.0	PLATED	15
◦	43.0	+0.0/-0.0	PLATED	4
◦	50.0	+3.0/-1.0	PLATED	2
◦	51.0	+3.0/-1.0	PLATED	6
◦	55.0	+3.0/-1.0	PLATED	2
◦	60.0	+3.0/-1.0	PLATED	5
△	120.0	+3.0/-1.0	PLATED	2
◬	140.0	+3.0/-1.0	PLATED	1
+	125.0	+3.0/-1.0	NON-PLATED	4
▭	135.0x35.0	+3.0/-1.0	NON-PLATED	2

NOTES:(UNLESS OTHERWISE SPECIFIED)

1. RoHS COMPLIANT CERTIFICATION OR MATERIAL DECLARATION REQUIRED
2. MATERIAL:
   A. NELCO 4000-11 OR IS420 OR EQUIVALENT. MATERIAL MUST CONFORM TO UL94V-0.
   B. USE HTE COPPER, 1/2 oz. COPPER FOIL EXTERNAL LAYERS AND 1 oz. COPPER FOIL FOR INTERNAL LAYERS.
   C. OVERALL METAL TO METAL THICKNESS .063 +/- 10%.
3. DRILLING:
   A. DIAMETERS IN DRILL TABLE ARE FINISHED HOLE SIZES +/-.003 tol. UNLESS OTHERWISE SPECIFIED IN DRILL TABLE.
   B. TEARDROP ALLOWED ON ENTRY OF VIA ON EVERY TRACE LAYER.
4. PLATING:
   COPPER PLATING IN THRU-HOLES .001 min.
5. MARKING:
   A. SILKSCREEN IN WHITE NON-CONDUCTIVE EPOXY INK ON PRIMARY SIDE OF THE BOARD OR BOTH SIDES IF APPLICABLE.
   B. FABRICATOR TO ETCH DATE CODE AND LOGO ON SECONDARY SIDE.
6. FINAL FABRICATION:
   A. SOLDRMASK PRIMARY AND SECONDARY SIDE OF BOARD USING LIQUID PHOTOIMAGABLE MASK MATERIAL OVER BARE COPPER, PER IPC-SM-840. MASK ARTWORKS PROVIDED ARE 1:1. SOLDERMASK COLOR **BLUE**
7. FINISH:
   A. SHALL BE ELECTROLYTIC NICKEL/GOLD. ELECTROLESS NIKEL / IMMERSION GOLD. (ENIG)
   B. NICKEL THICKNESS: 100-200 MICROINCHES.
   C. GOLD THICKNESS: 3-10 MICROINCHES.
8. BOARDS SHALL BE PURCHASED FROM UL RECOGNIZED VENDORS ONLY AND SHALL BE MARKED IN COPPER ON SECONDARY SIDE OF BOARD WITH VENDORS UL IDENT. FLAMABILITY RATING (94-V0), DATE CODE (WWYY), AND RoHS COMPILANT SYMBOL.
9. MANUFACTURE BOARD TO BE IN ACCORDANCE WITH PERFORMANCE STANDARD IPC-6011/6012 CLASS 2 BOARD TO BE INSPECTED PER IPC-600-A CLASS 2.
10. MAXIMUM WRAP OR TWIST SHALL NOT EXCEED .010 in/in.

UNLESS OTHERWISE SPECIFIED
DIMENSIONS ARE IN INCHES
TOLERANCES ON; ANGLES +/- 2°
2 PL DECIMALS +/- .010
3 PL DECIMALS +/- .005
THIRD ANGLE PROJECTIONS

CYPRESS PROPRIETARY
THIS DOCUMENT CONTAINS CONFIDENTAL, PROPRIETARY INFORMATION THAT IS CYPRESS SEMICONDUCTOR PROPERTY. DO NOT DISCLOSE TO OR DUPLICATE FOR OTHERS EXCEPT AS AUTHORIZED BY CYPRESS.

SIGNATURES		DATE
DRAWN	DFK	12/18/06
CHECKED	SNF	01/07/07
ENGRG	DFK	01/12/07
ISSUED		

CYPRESS SEMICONDUCTOR
10147 W EMERALD ST
BOISE, ID 83704

CY3236A-PIRMOTION

SIZE	FSCM NO	DWG NO	REV
C		PDCR-9377	**

SCALE: 1/1 SHEET:

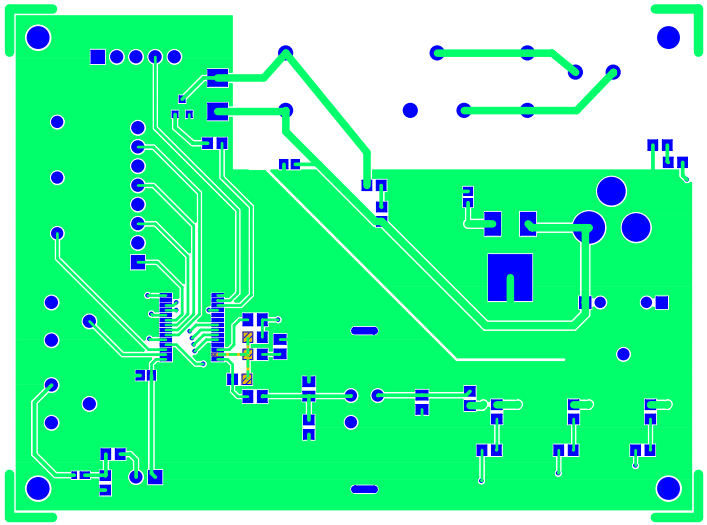

PDCR-9377 ** PRIMARY SIDE

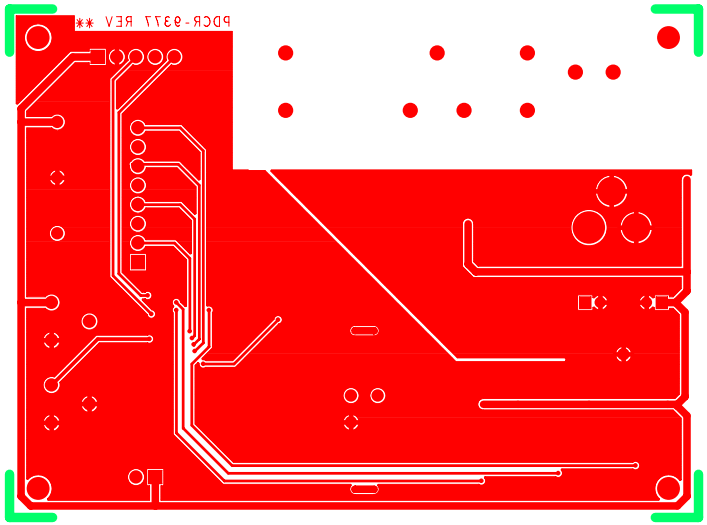

PDCR-9377 ** SECONDARY SIDE