REVISIONS			
REV	DESCRIPTION	DATE	APPROVED
**	RELEASE FOR MANUFACTURING	11/30/05	CKS

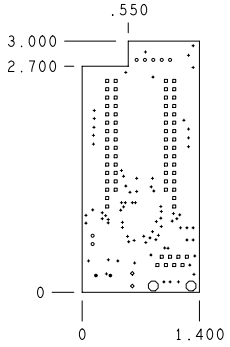

DRILL CHART				
ALL UNITS ARE IN MILS				
FIGURE	SIZE	TOLERANCE	PLATED	QTY
·	10.0	+0.003 -0.010	PLATED	77
▫	35.0	0.003	PLATED	68
◦	40.0	0.003	PLATED	7
◦	43.0	0.003	PLATED	2
•	36.0	0.003	NON-PLATED	2
O	128.0	0.003	NON-PLATED	2

NOTES:UNLESS OTHERWISE SPECIFIED

1. MATERIAL:
   A. EPOXY GLASS LAMINATE AND PREPREG, TYPE FR-4.
   B. USE HTE COPPER 1/2 oz. COPPER FOIL EXTERNAL LAYERS AND 1 oz. COPPER FOIL FOR INTERNAL LAYERS.UNLESS OTHERWISE SPECIFIED IN STACK VIEW.
   C. OVERALL METAL TO METAL THICKNESS .063 +/- 10%
2. DRILLING:
   A. DIAMETERS IN DRILL TABLE ARE FINISHED HOLE SIZES +/- .003. UNLESS OTHERWISE SPECIFIED IN DRILL TABLE.
   B. TEARDROP ALLOWED ON ENTRY OF VIA ON EVERY TRACE LAYER.
3. PLATING:
   A. COPPER PLATING IN THRU-HOLES .001 min.
4. MARKING:
   A. SILKSCREEN IN WHITE NON-CONDUCTIVE EPOXY INK ON PRIMARYSIDE OF THE BOARD OR BOTH SIDES IF APPLICABLE.
   B. FABRICATIOR TO ETCH DATE CODE AND LOGO ON SECONDARY SIDE.
5. FINAL FABRICATION:
   A. SOLDERMASK PRIMARY AND SECONDARY SIDE OF BOARD USING LIQUID PHOTOIMAGABLE MASK MATERIAL OVER BARE COPPER PER IPC-SM-840. MASK ARTWORKS PROVIDED ARE 1:1 SOLDERMASK COLOR **GREEN**.
6. WHEN REQUIRED, COPPER FINISH SHALL BE FINISHED TIN-LEAD (60-40 MIN) HASL.
7. BOARDS SHALL BE PURCHASED FROM UL RECOGNIZED VENDORS ONLY AND SHALL BE MARKED IN COPPER ON SECONDARY SIDE OF BOARD WITH VENDORS UL IDENTIFICATION. FLAMABILITY RATING (94-VO). AND DATE CODE (WWYY).
8. MANUFACTURE BOARD TO BE IN ACCORDANCE WITH PERFORMACE STANDARD IPC-6011/6012 CLASS 2 BOARD TO BE INSPECTED PER IPC-600-A CLASS 2.
9 MAXIMUM WRAP OR TWIST SHALL NOT EXCEED .010 in/in.

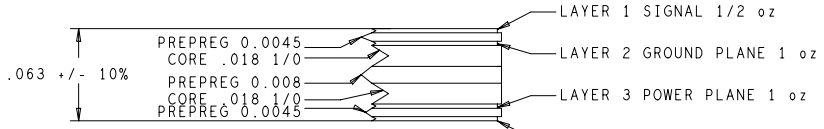

NOTE: 10 MIL 16 MIL SPACING TRACES ON LAYER 1 DIFFERENTIAL IMPEDANCE CONTROLLED TO 90 OHMS +/- 10% TESTED

UNLESS OTHERWISE SPECIFIED	SIGNATURES	DATE
DIMENSIONS ARE IN INCHES	DRAWN ZMK	10/12/05
TOLERANCES ON: ANGLES +/- 2°	CHECKED ECU	11/30/05
2 PL DECIMALS +/- .010	ENGRG CKS	11/30/05
3 PL DECIMALS +/- .005	ISSUED	
THIRD ANGLE PROJECTIONS		

CYPRESS PROPRIETARY
THIS DOCUMENT CONTAINS CONFIDENTAL, PROPRIETARY INFORMATION THAT IS CYPRESS SEMICONDUCTOR PROPERTY. DO NOT DISCLOSE TO OR DUPLICATE FOR OTHERS EXCEPT AS AUTHORIZED BY CYPRESS.

CYPRESS SEMICONDUCTOR
12230 World Trade Drive #200
San Diego, CA 92128
(858) 613-7931

FABRICATION DRAWING CY8C24794 POD MODULE DESIGN

SIZE	FSCM NO	DWG NO	REV
C		PDC-9278	**

SCALE: 1/1 SHEET: 1 OF 1

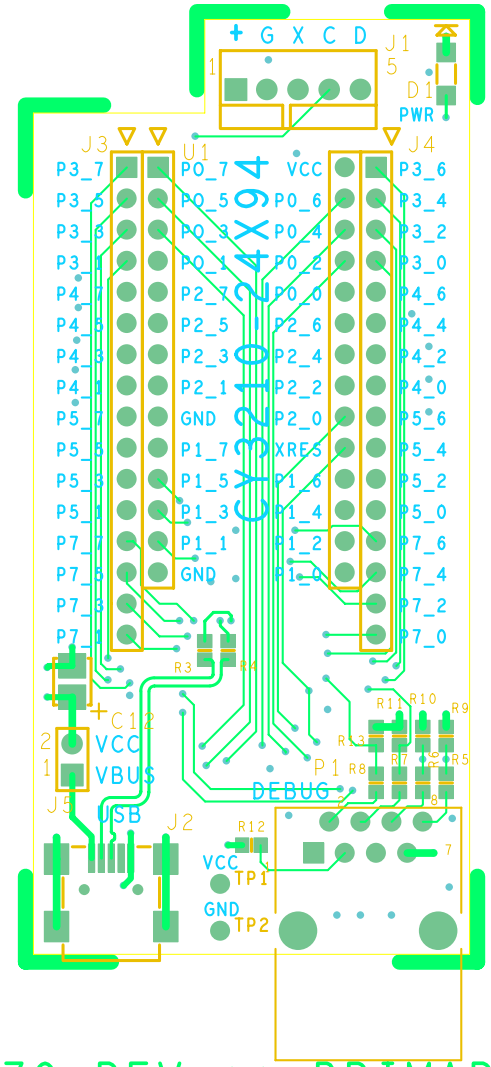

PDC-9278 REV ** PRIMARY SIDE

PDC-9278 REV ** PRIMARY SILKSCREEN

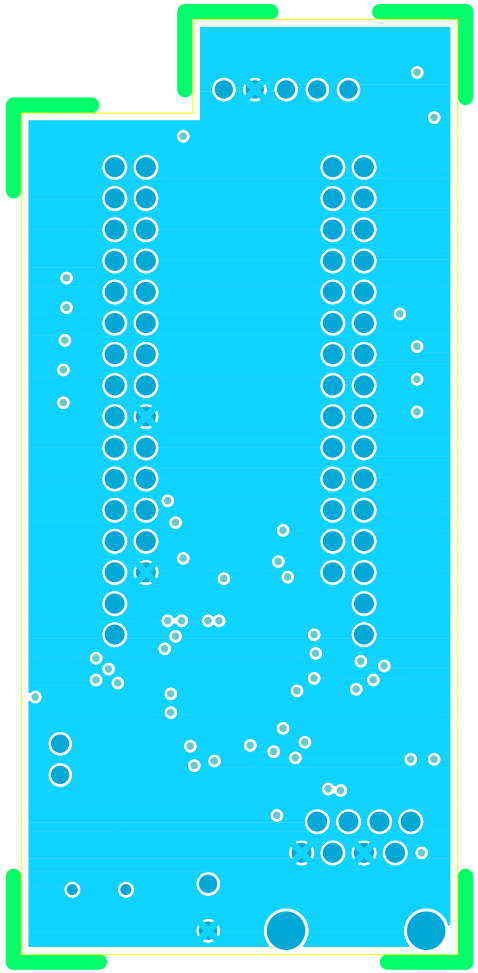

PDC-9278 REV** LAYER 2 GND

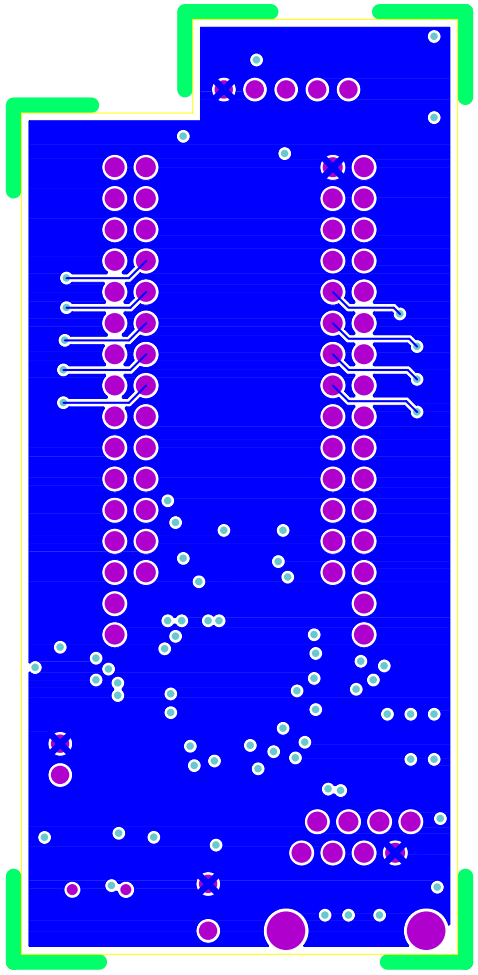

PDC-9278 REV** LAYER 3 VCC

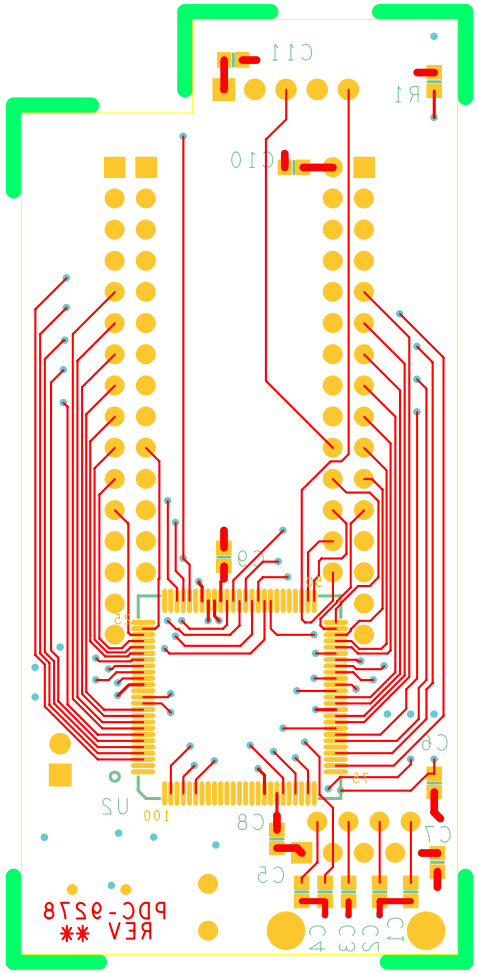

PDC-9278 REV ** SECONDARY SIDE

PDC-9278 REV ** SECONDARY SILKSCREEN