PSoC® 4 M-SERIES PIONEER KIT



Kit Contents:

1 PSoC® 4 M-Series Pioneer board
2 USB Standard-A to Mini-B cable
3 Four jumper wires (4 inches each)
4 Two proximity sensor wires (5 inches each)
5 Quick Start Guide (this document)



- Connect the board to your computer using the provided USB cable

  Note: This demo does not require driver installation, although this may continue in the background



- Bring your finger closer to the CapSense® Gesture Pad to wakeup the system using proximity sensing. The on-board RGB LED will turn on with white color

  The RGB LED will turn off after 3 seconds if your finger is taken away from the Gesture Pad



- Control the RGB LED's color and brightness using the Gesture Pad

  Note: Once your finger is removed from the Gesture Pad, the PSoC 4200M device will switch to low-power mode. On wakeup using proximity sensing, the RGB LED will turn on with the last selected color

Supported gestures

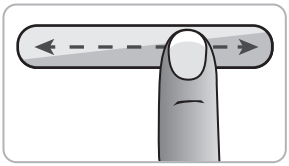

RGB color change



VIBGYOR color change

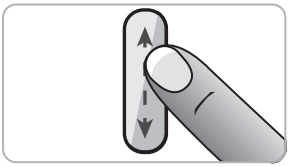

Brightness control

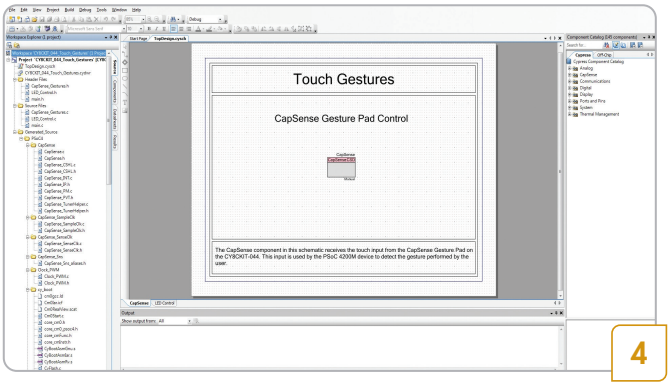

- Download and install the PSoC Creator IDE, PSoC 4 M-Series Pioneer Kit code examples, documents and hardware design files from www.cypress.com/CY8CKIT-044

Additional Learning Resources

PSoC Creator™: www.cypress.com/PSoCCreator

AN79953 – Getting Started with PSoC 4: www.cypress.com/AN79953

AN73854 – PSoC 3, PSoC 4, and PSoC 5LP Introduction to Bootloaders: www.cypress.com/AN73854

AN84858 – PSoC 4 and PSoC Analog Coprocessor Programming Using an External Microcontroller (HSSP): www.cypress.com/AN84858

AN85951 – PSoC 4 and PSoC 6 MCU CapSense Design Guide: www.cypress.com/AN85951

PSoC Code Examples: www.cypress.com/codeexamples

PSoC® 4 M-SERIES PIONEER KIT

PSoC 4 M-Series Pioneer Board Details

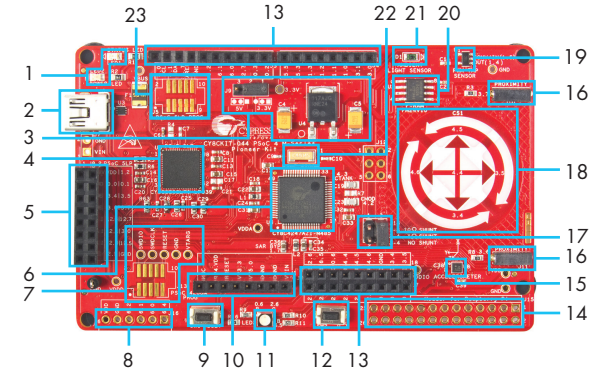

1	Power and Status LED
2	USB connector (J6)
3	System power supply jumper (J9) and LDO (3.3V)
4	PSoC 5LP programmer and debugger (CY8C5868LTI-LP039)
5	PSoC 5LP I/O header (J8)
6	PSoC 4200M (CY8C4247AZI-M485)
7	PSoC 4200M program and debug header (J13)
8	Digilent® Pmod™ compatible I/O header (J16)
9	PSoC 4200M reset button
10	Arduino™ compatible power header (J1)
11	RGB LED
12	User button
13	Arduino compatible I/O headers (J2/J3/J4)
14	Header for Raspberry Pi (J15)
15	3-Axis Accelerometer
16	CapSense Proximity headers (J10/J11)
17	PSoC 4200M current measurement jumper (J14)
18	CapSense Gesture Pad
19	PWM Temperature Sensor
20	Cypress F-RAM 1 Mb (FM24V10-G)
21	Ambient Light Sensor
22	32.768 kHz crystal
23	PSoC 5LP program and debug header (J5)

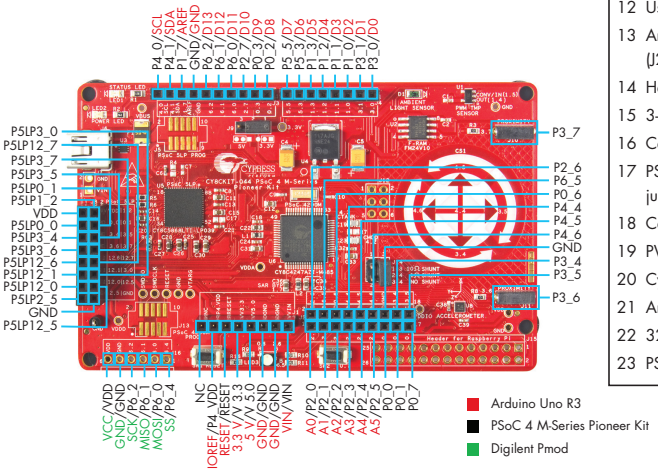

For the latest information about this kit, visit www.cypress.com/CY8CKIT-044

© 2015 - 2019 Cypress Semiconductor Corporation. All rights reserved. PSoC and CapSense are registered trademarks of Cypress Semiconductor Corporation. Raspberry Pi is a trademark of the Raspberry Pi Foundation. All other trademarks or registered trademarks referenced herein are the property of their respective owners.
001-95920 Rev.*G

CYPRESS EMBEDDED IN TOMORROW™