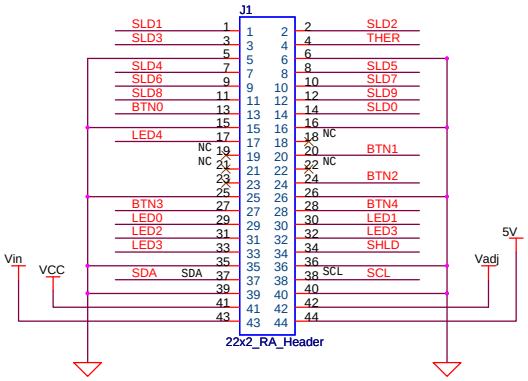

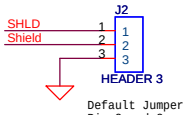

Default Jumper
Pin 2 and 3

Do Not Populate

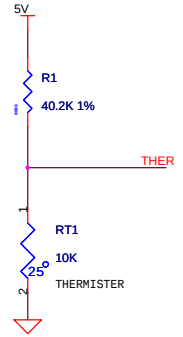

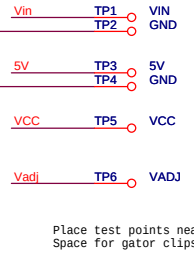

Place test points near edge of board.
Space for gator clips.

NOTE: NET NAMES FOR BUTTONS, LEDS AND
SLIDER ELEMENTS MUST APPEAR IN SILK SCREEN.

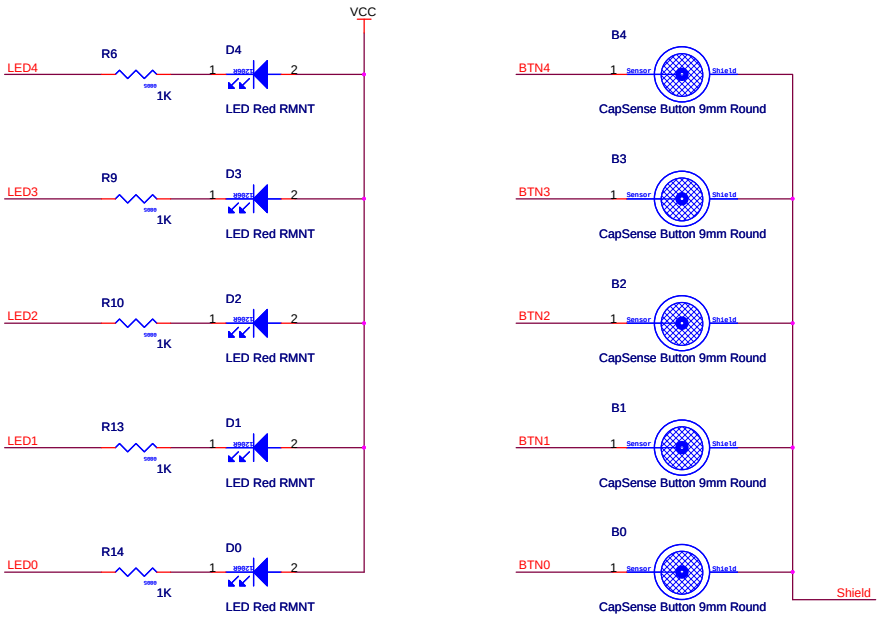

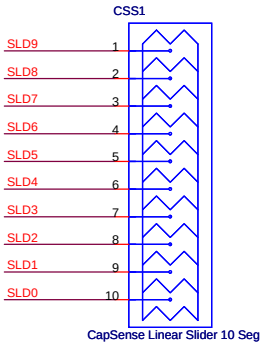

BRING SHIELD
AROUND SLIDER
ELEMENTS.

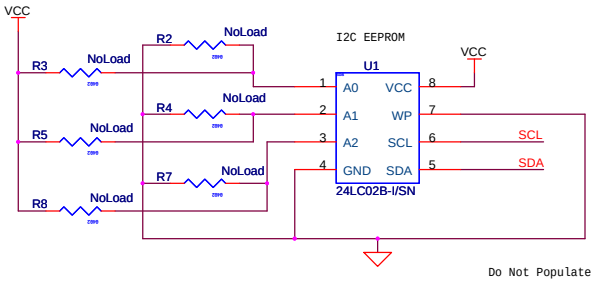

Do Not Populate

PCB: PDCR-9416
PCA: 121R-41600

CYPRESS SEMICONDUCTOR © 2008		
Title: CY3280-SLM Universal CapSense Linear Slider Module		
Size: B	Document Number: REF-14347	Rev: *A
Date: Tuesday, December 09, 2008	Sheet 1 of 1	

[+] Feedback