CY3271-EXP1 ENVIRONMENTAL SENSING KIT
QUICK START GUIDE

The Environmental Sensing Kit requires the CY3271 Kit for operation. This quick start guide assumes you are familiar with the CY3271, its operation, and programming of PSoC devices. If not, refer to the users guide on the CD.

1



Install all software in the CY3271 kit.

2



Program the RF Expansion board with *RF_I2C_Bridge.hex* from the CD.

3



Connect the battery board, RF Expansion board, and the Weather Station board.

4

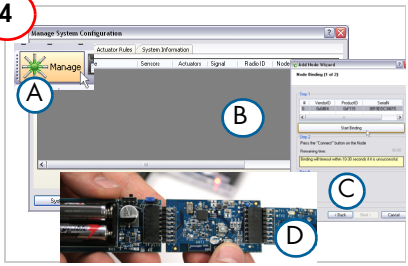

Launch Sense and Control Dashboard and 'bind' the RF Expansion board.

5

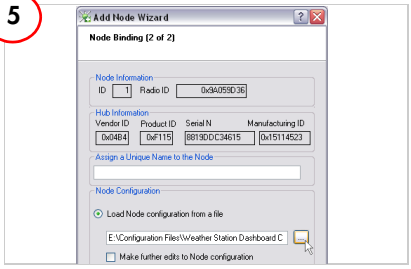

Click 'Load Node configuration from a file' and select *Weather_Station_Dashboard_Configuration.xml* from the CD.

6

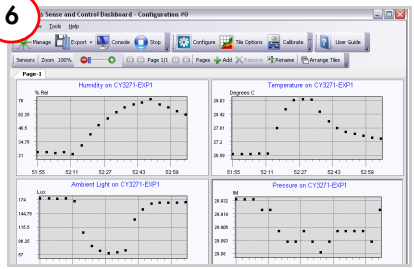

Monitor, chart, and record data from all sensors. See the user guide for other CY3271 projects.

Weather Station Expansion Board

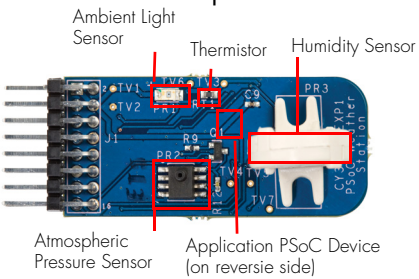

Pigtail Thermistor Expansion Board



CY3271 Hardware (Required for Operation)

PC Dongle



RF Expansion Board

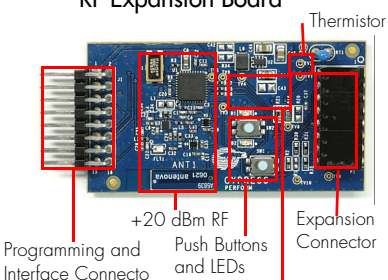

AAA Battery Pack



For the latest information about this kit, visit
www.cypress.com/go/CY3271-EXP1

© 2008-2011 Cypress Semiconductor Corporation. All rights reserved. All trademarks or registered trademarks referenced herein are the properties of their respective owners.