

Annual General Meeting

Dr. Sven Schneider, Chief Financial Officer
Infineon Technologies AG
Munich, 25 February 2021

Infineon closes a challenging fiscal year with a remarkable result



8.567 billion euros in revenue

1.170 billion euros Segment Result

13.7% Segment Result Margin

26 euro cents earnings per share

64 euro cents adjusted earnings per share

Against the backdrop of the coronavirus pandemic, the four segments developed very differently

Automotive



3.5 billion euros in revenue

4.4% Segment Result Margin

Industrial Power Control



1.4 billion euros in revenue

18.2% Segment Result Margin

Power & Sensor Systems



2.7 billion euros in revenue

24.0% Segment Result Margin

Connected Secure Systems



1.0 billion euros in revenue

12.8% Segment Result Margin

We are continuing our course of regional diversification



Revenue by region

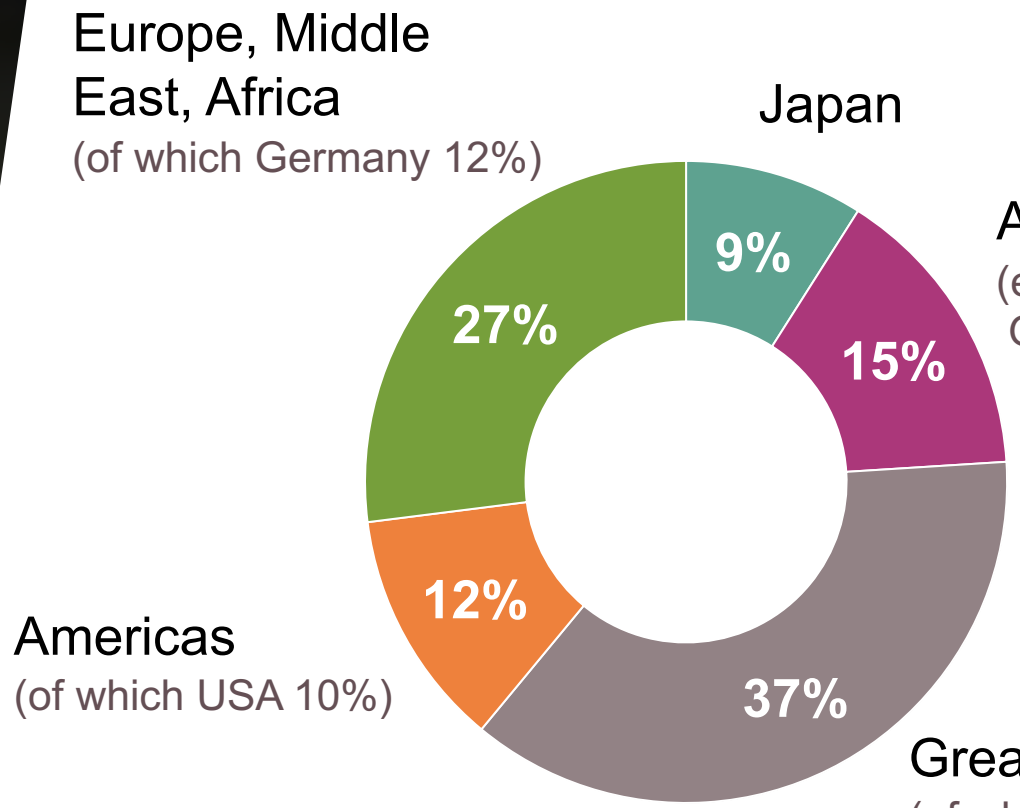

Key financial figures in the challenging 2020 fiscal year demonstrate Infineon's resilience



911

million euros

free cash flow

excluding expenses related to the acquisition of Cypress

1,099

million euros

investments

3.0%

RoCE

We are consistently implementing our conservative financing policy



Investment grade rating
BBB- with positive outlook

Capital increase 2020
Proceeds of 1.0 billion euros

Placement of bonds
Proceeds of 2.9 billion euros

Systematic reduction
of the acquisition-related higher debt

Number of shares issued

~1.3 billion

The strong development of the share price demonstrates the high confidence in the long-term success of Infineon



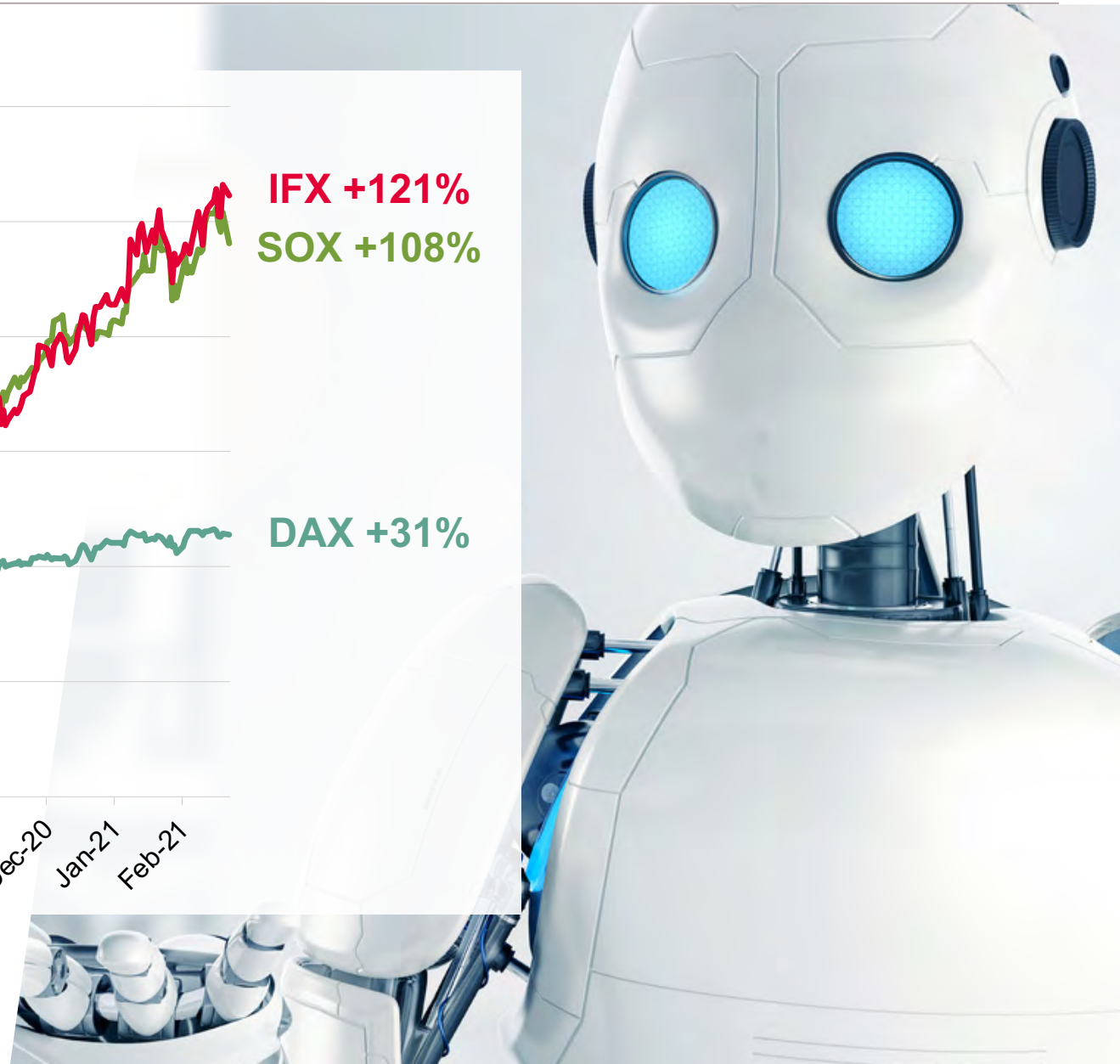

Source: Bloomberg, 23 February 2021
DAX = Deutscher Aktienindex; SOX = Philadelphia Semiconductor Index

We propose a reduced dividend of 22 euro cents per share

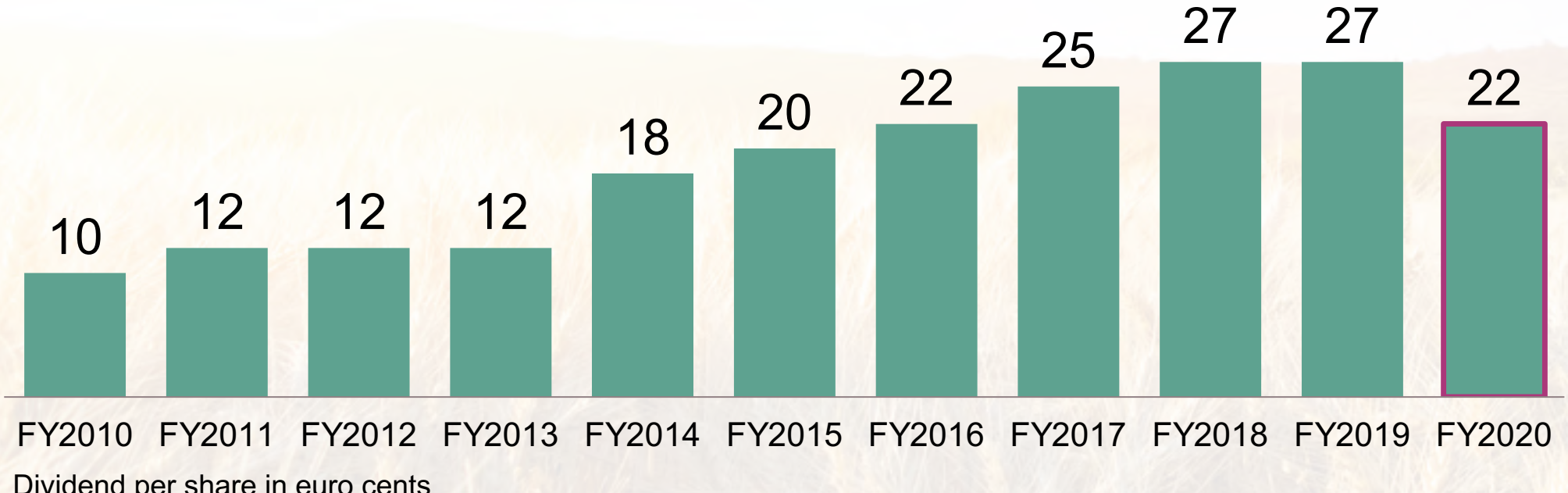

Following a good start to the new fiscal year, we have slightly raised our full-year guidance

Outlook for 2021 fiscal year

10.8
billion euros revenue
+/- 5%

~17.5%
Segment Result Margin
focus of the sales forecast

~1.6
billion euros investments

> 800
million euros
free cash flow

at an assumed EUR/USD exchange rate of 1.20

We confirm our financial targets



9%+ revenue growth p.a.

19% Segment Result Margin

13% Investment-to-sales ratio

The targets apply across the cycle.



Part of your life. Part of tomorrow.