

ESG Roadshow Presentation

Corinna Wolf | Head of Global Sustainability

September 2026

Restricted

Driving decarbonization and digitalization. Together.





Decarbonization **Digitalization**

Copyright © Infineon Technologies AG 2026. All rights reserved.

Infineon at a glance

Growth areas



Energy
green and efficient



Mobility
clean and safe



IoT
smart and secure

Financials

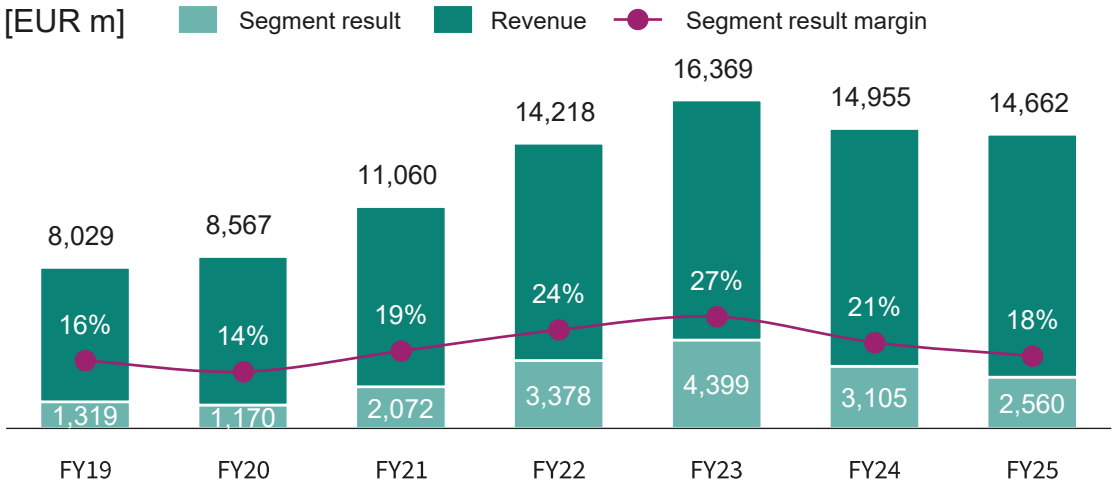

FY25 revenue by segment[1]



Employees[1]

57,000
employees worldwide

75
R&D and

14
manufacturing locations[2]

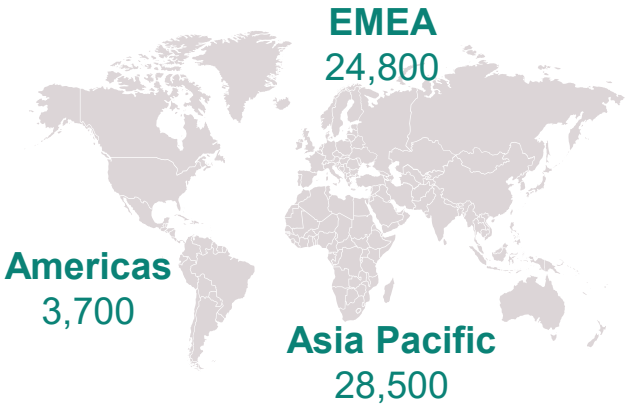

For further information: Infineon Annual Report.

[1] 2025 Fiscal year (as of 30 September 2025) | [2] As of 30 September 2025

Copyright © Infineon Technologies AG 2026. All rights reserved.

Staying a role model in sustainability. Infineon‘s approach and priorites

Climate



Infineon is committed to reduce absolute scope 1 and 2 GHG emissions by 72.5% by 2030 from a 2019 base year. We also commit that 72.5% of our suppliers by emissions will have SBT by 2029.

Water



Infineon is committed to responsible water stewardship by minimizing freshwater withdrawal and maximizing water recycling across all own manufacturing sites to ensure sustainable resource use.

Sustainable portfolio



Infineon drives transparency by offering Product Carbon Footprints and LCAs for selected products, while enabling decarbonization through solutions that power sustainable applications.

Circularity



Infineon strives to establish a fully circular value chain by improving material flows and usage, minimizing waste generation, and closing resource loops where possible to drive sustainable growth.

Social



Infineon fosters an inclusive, responsible culture by focusing on human rights, fair working conditions, promoting diversity with a goal of 20% women in leadership by 2030 and supporting communities.

Copyright © Infineon Technologies AG 2026. All rights reserved.

Infineon has exceeded its climate targets and is perceived in the market as a role model in terms of sustainability

100%
green electricity

-84%
emissions compared to 2019 baseline

32%
water recycling rate



PCF[1] for 50%
of the product portfolio

1:53
net ecological benefit went up from 1:45

76%
highest waste recycling rate[2]

2025
SBTi-target validated

External recognitions of our performance

- Ecovadis Platinum Award
- As of April 2026, Infineon received an MSCI ESG Rating of AA.[4]
- Listed in Dow Jones World Sustainability Index
- B Climate Change and Water Security, CDP
- Prime Status ISS ESG Corporate Rating
- Industry Top Performer

[1] Product Carbon Footprint [2] Compared to past sustainability reports [3]Based on CO_2 savings calculations for four application areas only: electric vehicles, industrial drives, photovoltaics, and wind energy [4] MSCI Disclaimer

Copyright © Infineon Technologies AG 2026. All rights reserved.

Infineon's sustainability efforts are widely recognized by independent juries and customers

Customer Awards

„Sustainability Champion of the year“
A recognition of Infineons and Schneider Electrics joint efforts

„Nokia Diamond Awards 2025“
Award from Nokia for Infineons Product Carbon Footprint calculation

Independent Jury Awards

Reuters Global Sustainability Award in the category “Business Transformation” for our Global Environmental Sustainability Strategy



World Sustainability Award in the category “Non Software Sustainable Technology Provider Award” for silicon carbide power switches

Sustainable Future Award for our credibility and our contribution to the energy transition

Copyright © Infineon Technologies AG 2026. All rights reserved.

How we actively drive decarbonization:
Our climate strategy is based on two main pillars

1

In our manufacturing



2

Through our products



Copyright © Infineon Technologies AG 2026. All rights reserved.

Sustainability
in the manufacture
of our products





Infineon is committed to binding CO_2 reduction targets

1. Infineon remains committed to 100% CO_2 neutrality goal in Scope 1 and 2 by 2030, as announced back in 2020. This will include compensation for the smaller part that cannot be reduced.

2. Key reduction measures include green electricity, energy efficiency, and voluntary greenhouse gas (GHG) abatement.

3. Scope 1 and 2 reduction targets align with the Paris Agreement, limiting global warming to 1.5°C. Specifically, Infineon has committed towards SBTi to reduce absolute Scope 1 and 2 GHG emissions by 72.5% by 2030 versus the base year 2019.

4. In addition, Infineon has included a Scope 3 emissions target, which states that 72.5 percent of its suppliers will have a science-based target by 2029.

Scope 1 direct emissions from energy, PFC gases. | **Scope 2** electricity, heat and cooling. | **Scope 3** Purchased Good and Services, Capital Goods, Energy related scope 3, Upstream transportation, Waste, Business Travel, Employee commuting and leased assets.

Copyright © Infineon Technologies AG 2026. All rights reserved.

Infineon is committed to binding CO_2 reduction targets

Total
2,738,940

Scope 1
179,114

Scope 2
10,349

Scope 3
2,549,477



Scope 1 – Direct
i.e., gas, oil,
own vehicles

Scope 2 – Indirect
i.e., electricity,
district heating

Scope 3 – Indirect
i.e., raw materials & supplies,
transportation

Scope 1 + 2:
Carbon neutrality by 2030 – primarily by avoiding emissions
Status 2025: 84% reduction from 2019 base year

Scope 3:
In May ‘25, we expanded our climate strategy
to include Scope 3 science-based targets

Copyright © Infineon Technologies AG 2026. All rights reserved.

Switch to green electricity significantly reduced scope 2 emissions

Infineon successfully reached its ambitious target of 100% renewable electricity by FY 2024/25

Share of green electricity in total consumption [in %]

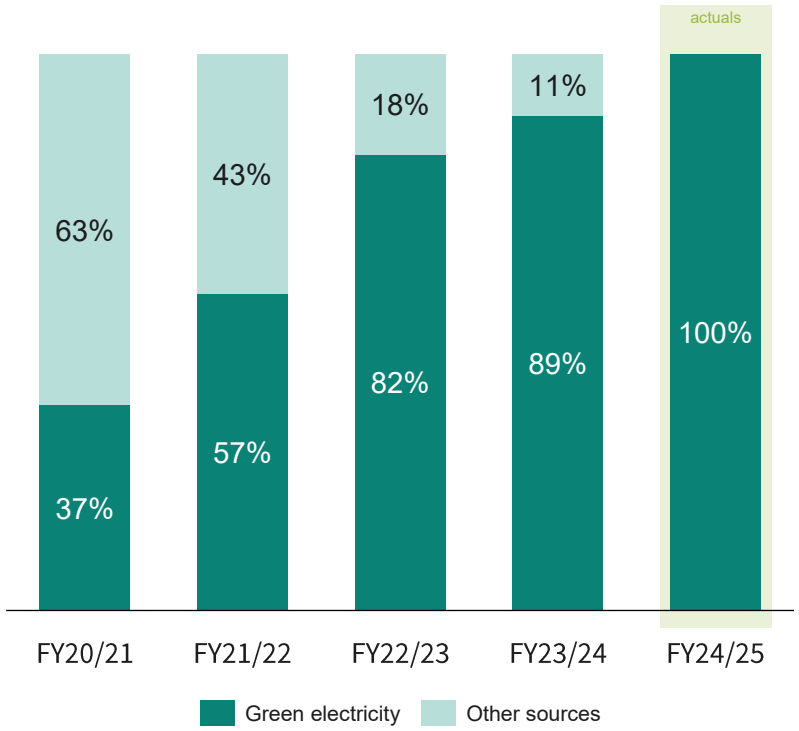

Breakdown into individual technologies for FY24/25 [in %]

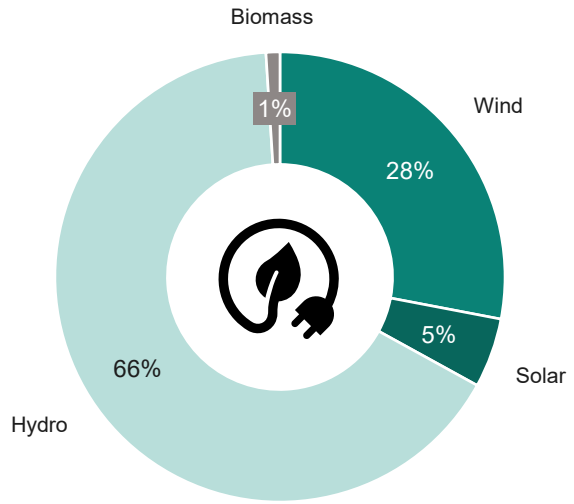

Green electricity strategy

- **FY21** — **Europe** since beginning of Q2 FY20/21
- **FY22** — **North America** since beginning of Q2 FY21/22
- **FY23** — **Malaysia** since beginning of Q2 FY22/23
- **FY25** — **Rest of Asia** since beginning of Q1 FY24/25

RE100 | CLIMATE GROUP | CDP

Infineon has been part of RE100 since 2021

This global initiative is bringing together many of the world's major businesses committed to 100% renewable energy.

Copyright © Infineon Technologies AG 2026. All rights reserved.

Environmental Sustainability and Climate Protection: We use our resources efficiently

Water management at Infineon

Our progress toward increasing water recycling and reducing water withdrawal is also tracked through our recycling and reuse rate, which reached **32%** in the 2025 fiscal year.

Water consumption in the 2025 fiscal year per unit of revenue was around **0.34 liters per euro**.

Our water stress analysis**,** conducted using the World Resources Institute's Aqueduct Water Risk Atlas, shows that water withdrawals in areas affected by water risks represent **1.7 percent** of our total water withdrawals across all sites.

We are planning to make investments in our production sites in Dresden (Germany) and Melaka (Malaysia) to implement measures to increase their water recycling capacity.

Waste management at Infineon

In the 2025 fiscal year, solvents like cyclopentanone (CPT) and propylene glycol methyl ether acetate (PGMEA) amounting to **1,000 tons** were recovered and reused in the production processes of our manufacturing facilities.

The total waste generated per unit of revenue was **4.36 grams per euro**.

A reuse process for our hard plastic wafer transport boxes has been rolled out at all relevant frontend sites. The boxes are returned to suppliers for reuse.

Infineon was able to send **68.07%** of the non-hazardous waste and **80.50%** of the hazardous waste for reuse or recycling, resulting in an overall recycling rate of **76.28%**.

Copyright © Infineon Technologies AG 2026. All rights reserved.

Infineon has signed the moratorium on deep-sea mining

We support a precautionary pause on commercial deep-sea mining until environmental impacts are independently understood and effective safeguards are in place.

Why it matters for Infineon

- Reinforces our responsible sourcing standards for critical raw materials
- Reduces reputational and regulatory risk as scrutiny of mineral supply chains grows
- Aligns with our existing sustainability commitments on biodiversity and responsible sourcing
- Signals to customers that we hold our supply chain to the same precautionary standard we expect of ourselves

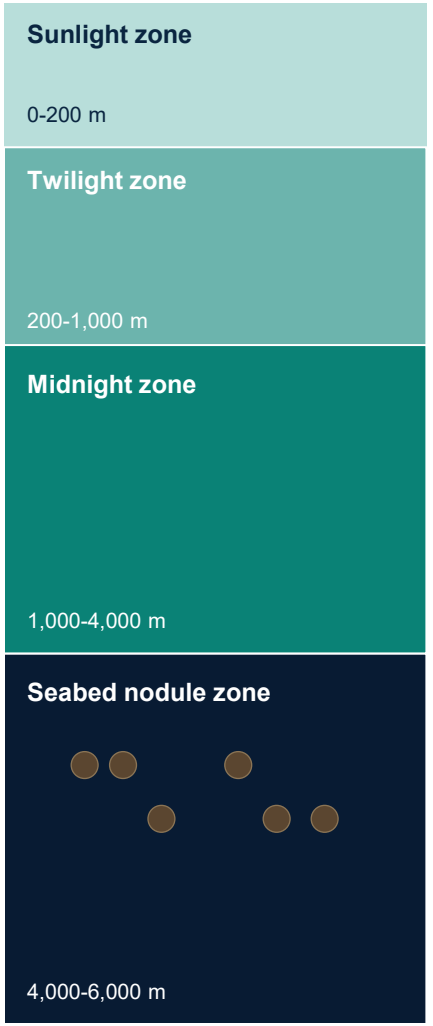

Where deep-sea mining would occur

Copyright © Infineon Technologies AG 2026. All rights reserved.

Infineon embeds trust into AI through clear governance, lifecycle controls and responsible use

Responsible AI turns principles into accountable decisions across the AI lifecycle

1 Clear governance

Responsible AI Office

Defines, implements and monitors the company-wide program.

Responsible AI Committee

Provides senior oversight, ensures transparency and resolves complex cases.

Central ownership makes responsible adoption scalable.

2 Lifecycle controls

1

Classify

Assess regulatory, business and ethical risk.

2

Mitigate and approve

Apply safeguards and complete checks before deployment.

3

Monitor

Track performance, bias, drift and emerging risks.

3 Accountable people

AI users

- Review outputs critically
- Protect IP and data; label AI use
- Report incidents and challenge decisions

AI use case owners

- Own accountability across the lifecycle
- Document risks, safeguards and oversight
- Maintain compliance and performance

AI you can trust: governed centrally, managed across its lifecycle and used with human accountability.

Copyright © Infineon Technologies AG 2026. All rights reserved.

Respect for human rights is an important matter to us and forms the basis of our corporate culture.

Document & report

Report on human rights-related risks and violations and on the fulfillment of human rights due diligence obligations

Commit & guide

Commit to internal and external principles through the Human Rights Policy

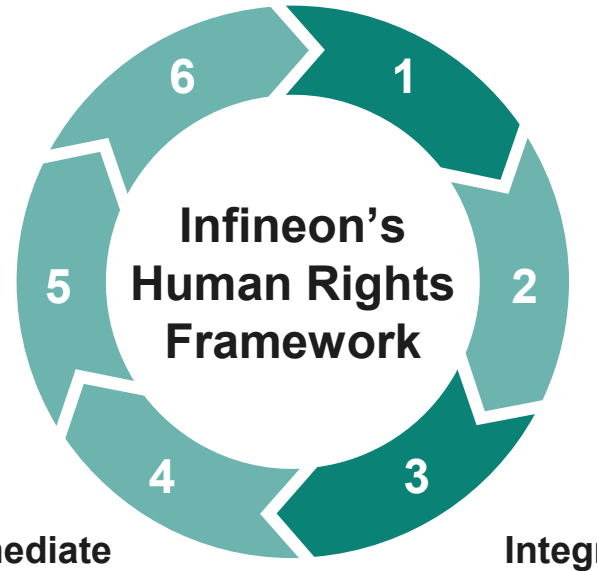

Review & improve

Review the effectiveness and efficiency of preventive and remedial actions

Identify & assess

Identify, analyze and prioritize human rights-related risks in own business area and supply chain

Mitigate & remediate

Enable reporting of human rights-related risks and violations through complaint mechanisms and take remedial actions to end human rights violations

Integrate & prevent

Take action to prevent or minimize the extent of human rights risks or violations without undue delay, for example with training for relevant stakeholders

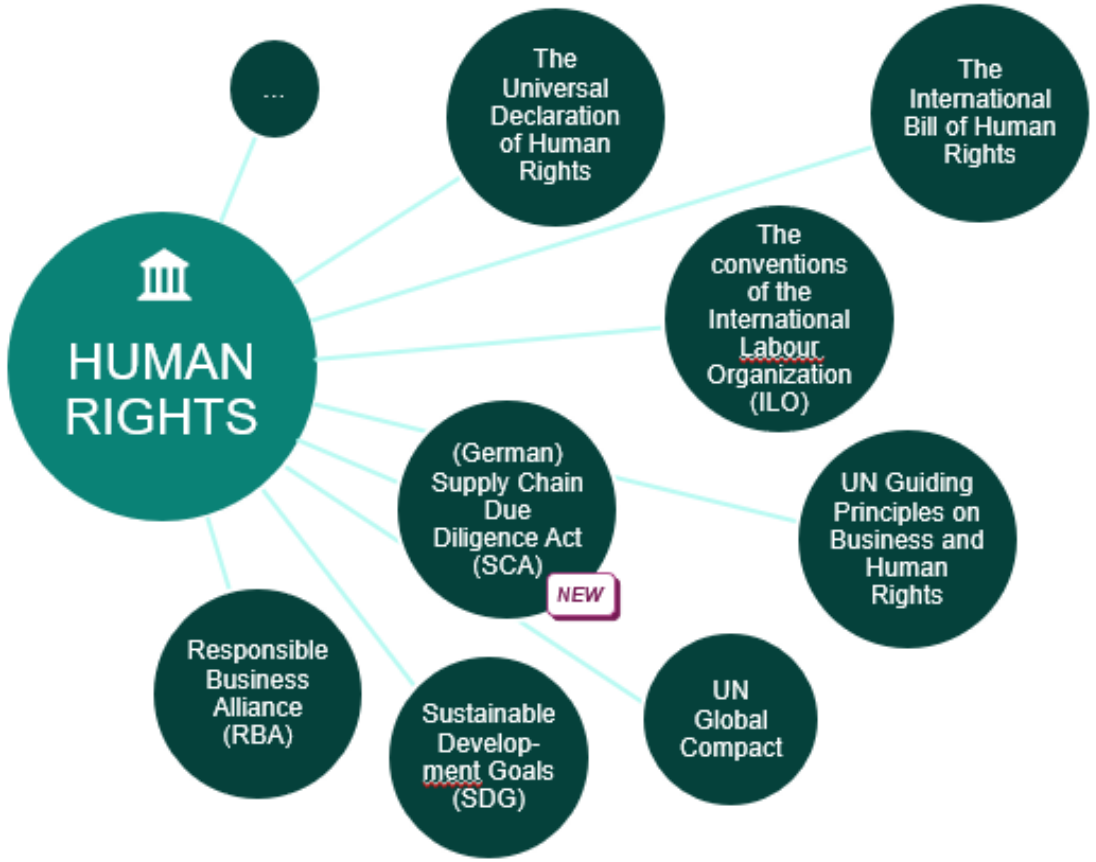

For more detailed information, please refer to the Infineon Human Rights and Procurement website.

Copyright © Infineon Technologies AG 2026. All rights reserved.

Our Occupational Safety and Health System ensures high safety & health standards

We protect our employees

Our Occupational Safety and Health Management System is certified in accordance with **ISO 45001**

We perform **Workplace-related risk assessments** worldwide using the Nohl[1] risk matrix and adopt measures based on the STOP[2] hierarchy

We established the **Seven Golden Rules of Safety**
We promote a **Behavior-based safety program**

We perform regular occupational safety audits

Regular safety training sessions and evacuation drills conducted



1 Nohl: A method used to evaluate and assess occupational safety risks devised by Jörg Nohl.
2 STOP: Substitution, Technical Protective, Organizational Protective and Personal Protective Measures.

All rights reserved.

Infineon’s Corporate Citizenship Program at a glance

Infineon’s Corporate Citizenship Strategy is a key pillar of our broader Corporate Social Responsibility (CSR) framework, aimed at making a positive impact on the communities where it operates. Making difference!

The **engagement possibilities** of our Corporate Citizenship program are:

- Cash donations
- Employee volunteerism
- In-kind giving
- Sponsoring

The **focus areas** of our Corporate Citizenship program are:



Environmental sustainability initiatives



Responding to natural and humanitarian disasters



Education for future generations



Answering to local social needs

Copyright © Infineon Technologies AG 2026. All rights reserved.

Human Resources Management: Diversity is a pillar of our success

We progressed and are about to take the next step

Global longer-term goal of 20% by 2030

Gender

18.5% of women in middle and senior management positions

Age

Average Age: 40 years

Cultural

More than 115 nationalities

We take continuous measures to support diversity

Training & awareness building for leaders

<1%

Global Gender Pay Gap

Support & motivation for talents

LGBTIQ+ Diversity

Diversity Days

Ability Diversity



Copyright © Infineon Technologies AG 2026. All rights reserved.

How we actively drive decarbonization:
Our climate strategy is based on two main pillars

1

In our manufacturing



2

Through our products



Copyright © Infineon Technologies AG 2026. All rights reserved.

Driving sustainability with our products



As early mover in the industry, Infineon provides Product Carbon Footprint data, enabling our customers to reduce emissions

PRODUCT CARBON FOOTPRINT

CoolGaN™ Transistor

20.8 g CO_2e

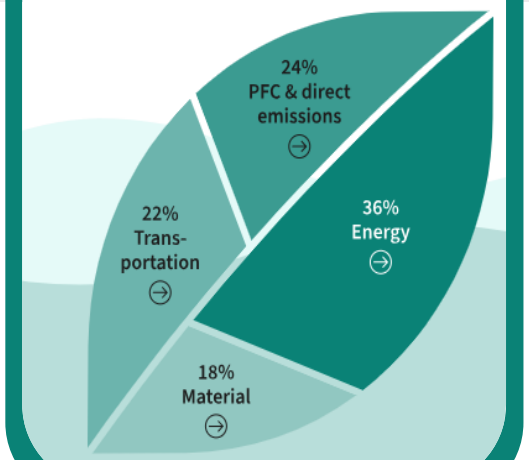

PCF: CO_2 emissions from cradle to gate

Materials | **Direct Emissions** | **Energy** | **Transportation**

~50% of our portfolio can be calculated already,
17 products are freely available at www.infineon.com/pcf

For further details, please reach out to your established point of contact

Copyright © Infineon Technologies AG 2026. All rights reserved.

Decarbonization measures halve the product carbon footprint by 2026
Example : EiceDRIVER™ - IGBT/MOSFET Driver IC for automotive



Product Details

Reference product: 1EBN1001AE
FE: Villach
BE: Batam

18.2 g CO_2e

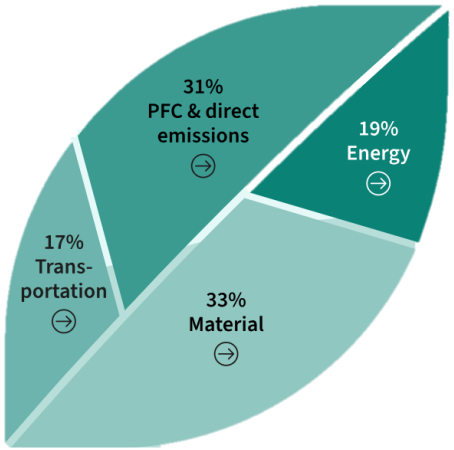

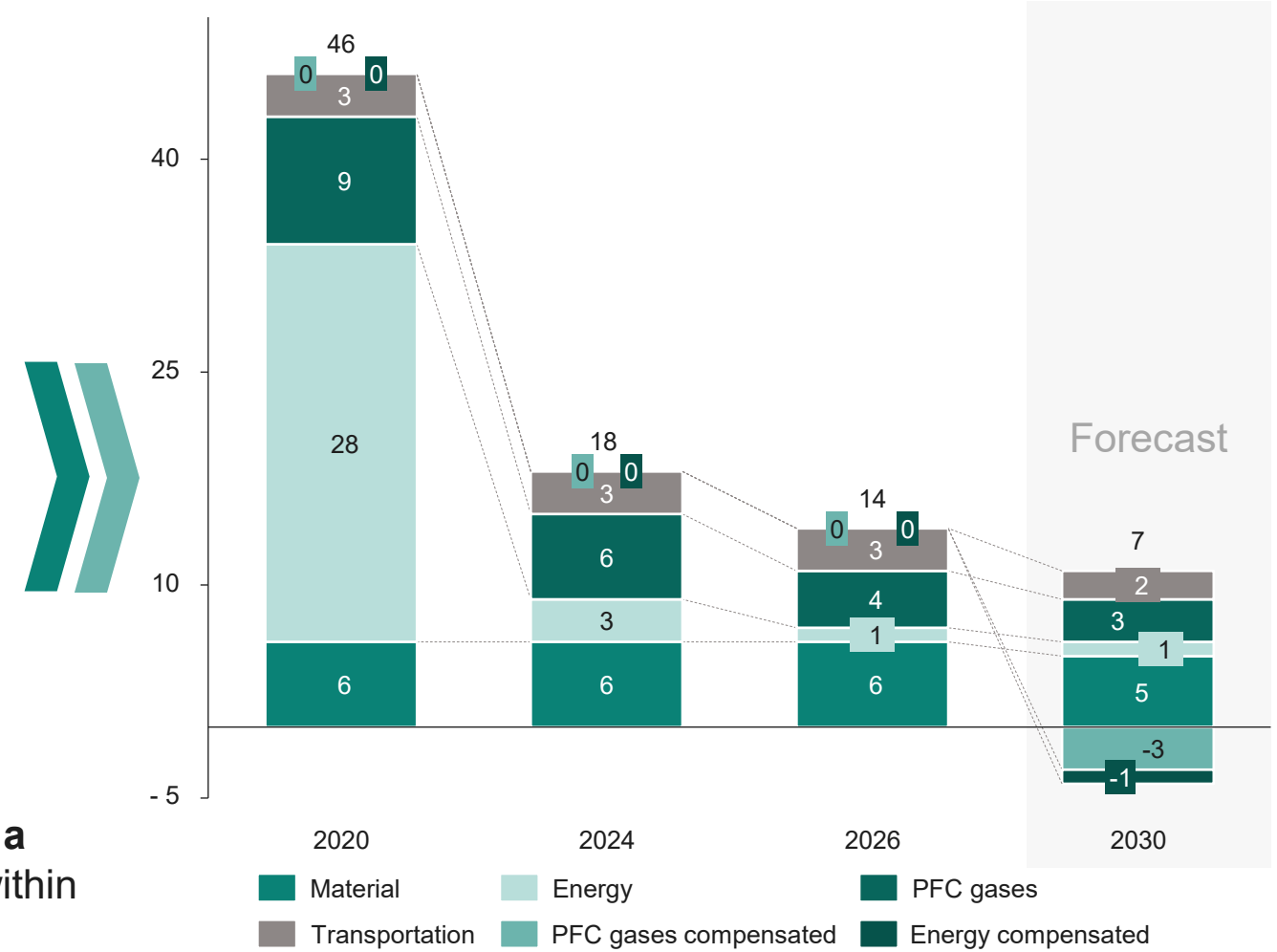

Impact: A focused decarbonization strategy **delivers a measurable reduction** of the product carbon footprint within six years.

Copyright © Infineon Technologies AG 2026. All rights reserved.

From linearity towards circularity: Circular economy innovation is crucial to stay a role model in sustainability

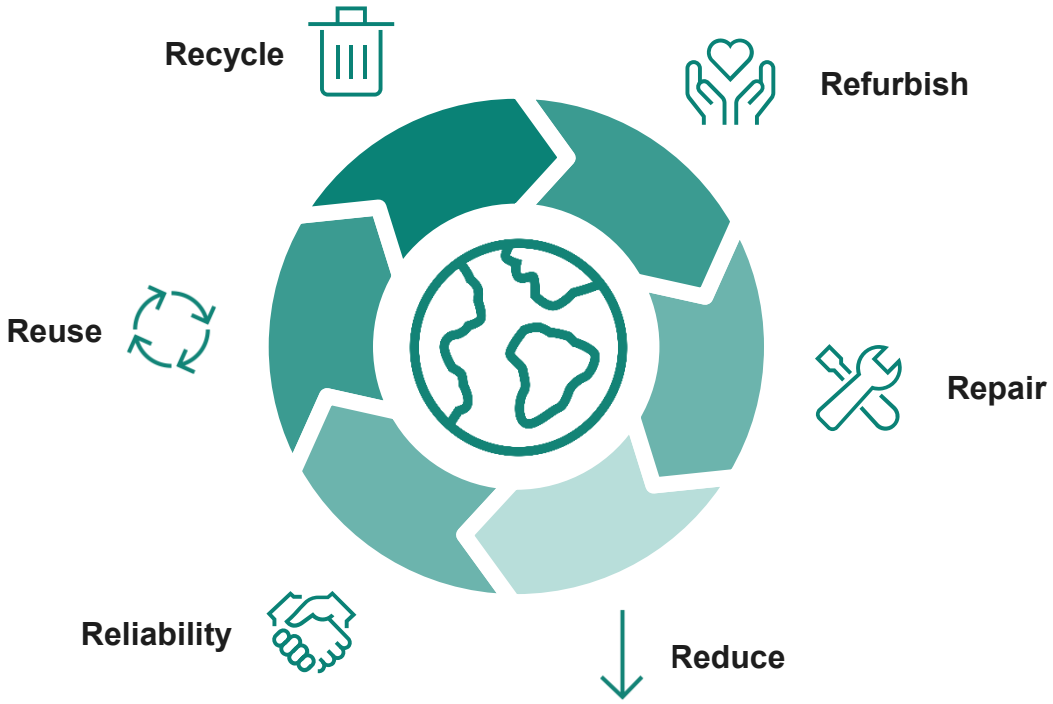

The circular economy is a model, which aims to **keep values as long as possible in the cycle** – along the value chain.

Why do we need to care about innovation around circular economy?

- Changing consumer behaviour and regulations
- Competitive advantage in emerging markets
- New requirements from customers and shareholders
- Talent attraction and employee motivation

Innovating in circular economy is crucial for Infineon along multiple dimensions

- Better Products
- Better Company
- Better Business Models

Copyright © Infineon Technologies AG 2026. All rights reserved.

With selected examples Infineon is showcasing that Circular Economy is a huge opportunity on three dimensions

Circular **Products**

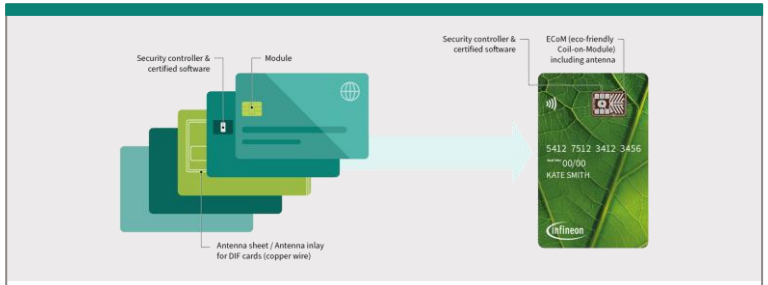

- First product launches like SECORA™ Pay Green
- Up to 100% reduction in plastic waste
- Meeting increasing customer demand for sustainable products

Circular **Company**



- Pushing for circular economy within the own company
- Focus on topics beyond recycling (at a current rate of ~76% at own operations)
- Enabling closed loop systems e.g., for solvent recycling

Circular **Business Models**



- Infineon is exploring future hardware, software and service biz models to enable a circular economy at our customers
- First solutions available to enable a right to repair or a digital product passport

Infineon heads European research project (EECONE) for advancing the circular economy and sustainability of the electronics industry.

EECONE

Copyright © Infineon Technologies AG 2026. All rights reserved.

Our products save 53 times more CO_2 than emitted during their manufacturing

CO_2 burden

~2.7 million tons CO_2 equivalents emitted by us in 2025

Decarbonization multiplier **of 53**

CO_2 savings

~143 million tons CO_2 equivalents saved through the use of our products in applications which support decarbonization

- **Electric vehicles**
- **Solar farms**
- **Wind farms**
- **Drives**



Copyright © Infineon Technologies AG 2026. All rights reserved.

Infineon develops technologies that enable the optimization of energy efficiency along the energy conversion chain

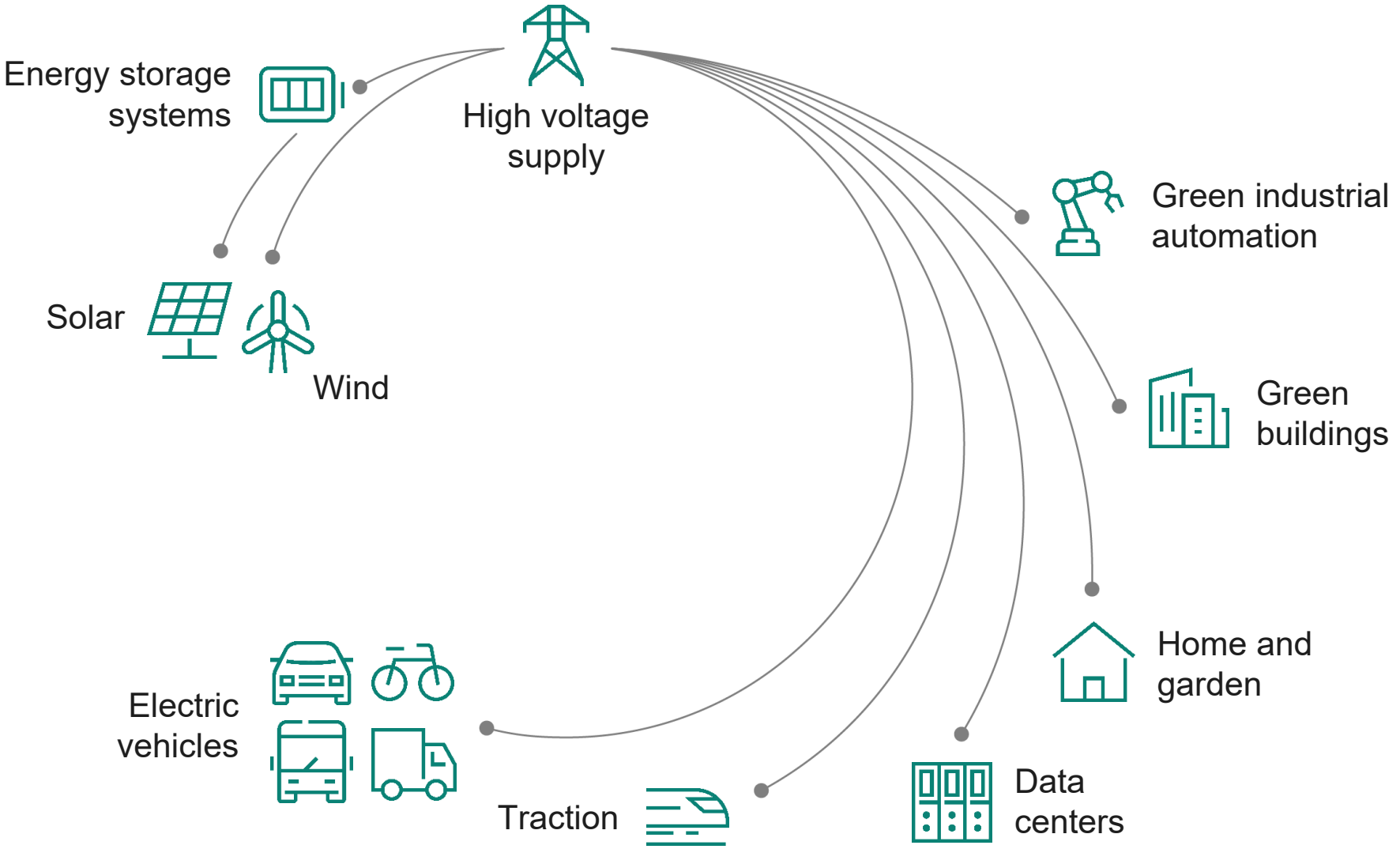

Copyright © Infineon Technologies AG 2026. All rights reserved.

Driving decarbonization

Selected use cases

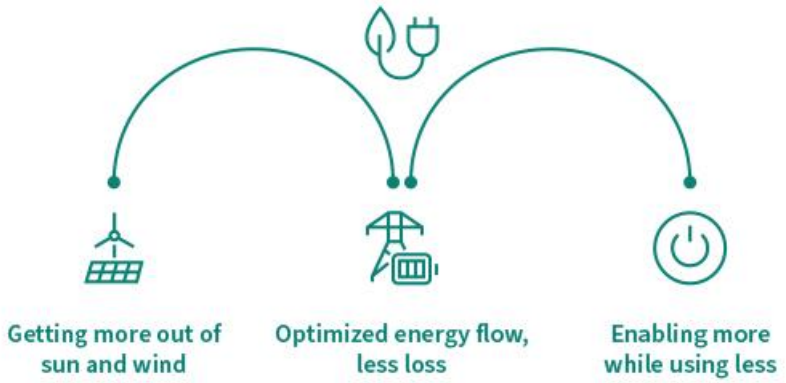

Greener- AI: Infineon improves current existing solutions at all fronts to increase power efficiency, density and robustness & reliability

Benefits



Improve **energy efficiency** at least by **8-10%**



Increased **power density** by **30-60%**



Best-in-class **robustness & reliability**



Potential yearly CO_2

>22 million metric tons

CO_2 equivalent could be saved by using Infineon products in all data centers.*





Best-in-class TCO

*if all data centers worldwide would use Infineon products

Copyright © Infineon Technologies AG 2026. All rights reserved.

Life Cycle Assessment – 2nd stage power modules

150 t CO_2 could be saved by using our Infineon power modules

POTENTIAL SAVINGS

~150 t of CO_2

Over an assumed AI server rack lifetime of 3 years

2nd stage AI server:
By using our backside mounted power module instead of a discrete solution laterally mounted



This is equivalent to driving an average car* for a distance of

~1,000,000 km



*with a combustion engine

Copyright © Infineon Technologies AG 2026. All rights reserved.

Chargers and adapters go green – with innovative power chips



Smaller size, more power, less e-waste

- State-of-the-art semiconductor components can significantly **reduce waste heat.**
- The semiconductor technology **gallium nitride (GaN)** is particularly effective.

It enables:

- **higher switching frequency** in the voltage converter while keeping **losses at very low levels.**
- **higher power densities.** Devices become smaller without compromising on performance or charging time.
- **fast and green USB-C charging** USB-C is supposed to save 11,000 tons of e-waste every year in the EU[5]

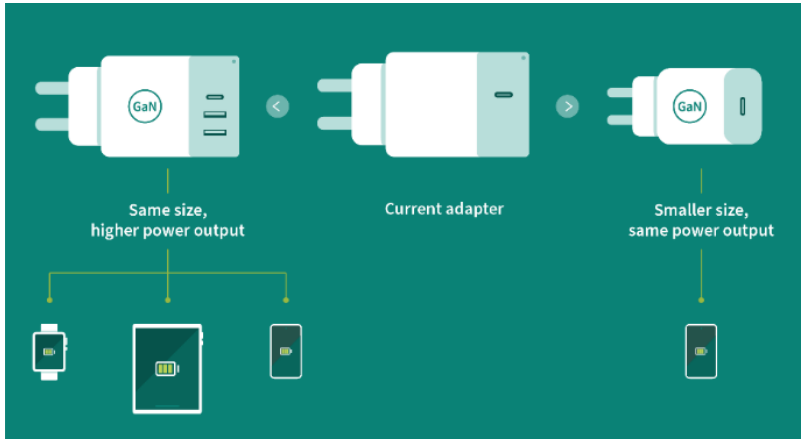

If every smartphone charger worldwide used Infineon power components[1], we would save the annual household electricity consumption of a big city like Munich[2]**:**

2.3[3] GWh

1.1 kt[4] CO_2

[1] Global Overview Report Digital (2022) | [2] City of Munich, Statistics (Jan 2023); 1,500 kWh/ person | [3] Av. battery size 2 Ah, battery voltage 4 V, 5.31 bn devices, 180 charges/year, 3 p.p. efficiency gains | [4] IEA, Emission Factors (2022) | [5] European Parliament (2022) Press room

Copyright © Infineon Technologies AG 2026. All rights reserved.

Energy generation – Getting more out of photovoltaic with Silicon Carbide



We make solar inverters smaller, lighter and more powerful

Our power solutions convert direct current (DC) produced by solar panels into alternating current (AC) that can be fed into a public grid or used in industrial, consumer, and mobility applications – with highest efficiency and less conversion loss.

CoolSiC™ MOSFETs allow for higher currents and reduced heat loss, enabling higher power density and smaller form factors for inverters, massively reducing cost in $/Wp!



2008
90 W/kg
η_{max} 97.1%



2011
330 W/kg
η_{max} 97.8%

KACO new energy.



2016
710 W/kg
η_{max} 98.5%

SiC



2020
~2100 W/kg
η_{max} ~99%

Courtesy: Kaco new energy GmbH

Copyright © Infineon Technologies AG 2026. All rights reserved.

Freight transport – Making heavy-duty vehicles green and smart



The functioning transport of goods to all parts of the world is the backbone of international trade and a prospering global economy.

Combustion engine

Trucks and buses with conventional internal combustion engines represent only 2.5% of vehicles on the road but generate 25% of the CO_2 emissions.

Decarbonization

Electrification of consumption areas previously dominated by fossil fuels.

The transport sector contributed to 22% of global CO_2 emissions, totaling 7.98 Gt CO_2. Within the transport sector, road vehicles accounted for approximately 75% of these emissions.

Source: https://www.acea.auto/files/ACEA-report-vehicles-in-use-europe-2023.pdf

Copyright © Infineon Technologies AG 2026. All rights reserved.

Energy Efficiency
Green and intelligent buildings: Sensors are key



Time for innovative energy management

- The operation of buildings accounts for 30% of global final energy consumption[1]
- In addition to effective power solutions, sensors, actuators and controllers are crucial for energy management and efficiency
- **The "sensorization" and digitalization of a smart building can save around 30% of energy[2] with:**

Occupancy and comfort monitoring

Sensors enable connected devices to intuitively understand their surroundings and to react accordingly ("contextual awareness"). As a result, devices are not always ON. They only run when needed.

→ Save energy, optimize inhabitants' well-being, increase device's lifetime

Predictive maintenance and condition monitoring

Sensors, microcontrollers, connectivity and security solutions monitor the condition of devices e.g. HVACs or luminaires. They prevent failures and inefficiencies.

→ Reduced down times, extended equipment lifetime, less energy consumption, efficient use of resources

[1] IEA (2023): Buildings | [2] US department of energy (2020): Innovations in Sensors and Controls for Building Energy Management

Copyright © Infineon Technologies AG 2026. All rights reserved.

Infineon's CoolSiC™ power module reduces energy consumption of streetcars by ten percent



Innovative semiconductor solutions for rail technology

In a joint field test by Siemens Mobility and Stadtwerke München, an Avenio streetcar **powered by Infineon silicon-carbide technology** was tested in passenger service for a year, covering around 65,000 km.

Test results with silicon-carbide technology replacing today's silicon IGBT modules:

SiC

- Reduced energy consumption **by 10 percent**
- Significant **reduction of motor noise**, an important factor for the acceptance of streetcars

New semiconductor material and connection technology

CoolSiC™ MOSFET and .XT technology in the XHP™ 2 package – tailored specifically to the requirements of rail services.

Image-Copyright: Stadtwerke München (SWM)/Münchner Verkehrsgesellschaft (MVG)

Copyright © Infineon Technologies AG 2026. All rights reserved.

Eco-friendly Coil on Module (eCoM): a game-changer for payment card sustainability

- Replacing the traditional copper wire antenna embedded in payment cards
- Leads to more than 60% reduction in the CO2 emissions associated with the sourcing and logistics of the raw materials for card production
- Easily removed to allow for 100% recycling of the card body at end of life
- Offered as eCoM-based turnkey/all-in-one solution SECORA™ Pay Green

- Payment cards can be made from **one material** only, including biodegradable alternatives to plastics, such as wood



Module including antenna

Security controller & certified software

eCoM replaces the copper wire antenna embedded in payment cards



With our products & PCF transparency, we enable our customers to meet their sustainability goals

1 **We aim for…** **technology leadership** and being a **role model for sustainability**

2 **We offer…** products & solutions for **green energy** and **energy-efficient electrification** of your application

3 **We pioneer…** **product carbon footprint data** based on a robust and transparent methodology

4 **Value-add…** **increased transparency** to effectively drive **sustainability** and **decarbonization goals**



Copyright © Infineon Technologies AG 2026. All rights reserved.


Infineon