

Infineon at a Glance

Investor Fact Sheet – Q2 FY26



Our Company

Infineon Technologies AG is a world leader in semiconductor solutions with about 57,000 employees at more than 100 locations. We are leading in all our major end markets: automotive, power semiconductors, and security ICs, thereby enabling solutions for green and efficient energy, clean and safe mobility, as well as smart and secure IoT.

Our Mission

We make life easier, safer, and greener – with technology that achieves more, consumes less and is accessible to everyone. Our products power decarbonization and digitalization. Microelectronics from Infineon is the key to a better future.

Our Divisions

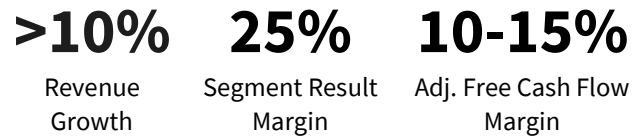
In the **Automotive** (ATV) segment, we develop products and solutions for classical applications as well as upcoming vehicle architectures, particularly software-defined vehicles. Core applications: powertrain and energy management, connectivity and infotainment, body and comfort electronics, as well as safety and data security.

In the **Green Industrial Power** (GIP) division, we specialize in the smart, green and efficient conversion of electric energy along the entire supply chain and enable its decarbonization. Main applications: photovoltaic and wind power systems, industrial applications, electric utility vehicles, power infrastructure, energy storage and charging infrastructure.

In the **Power & Sensor Systems** (PSS) division, we focus on power semiconductors for power supplies, smart sensitivity and mobile devices. Main applications: data centers especially for AI, robots, power supplies, adapters, 5G and renewable energy.

The **Connected Secure Systems** (CSS) division specializes in wireless connectivity and security solutions as well as microcontrollers. Main applications: IoT, connected home appliances and smart home appliances, IT equipment, consumer electronics, cloud security as well as credit and debit cards and electronic identity cards.

Target Operating Model (average-cycle targets)



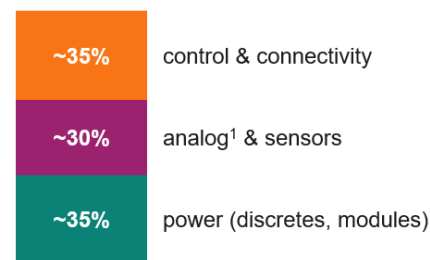
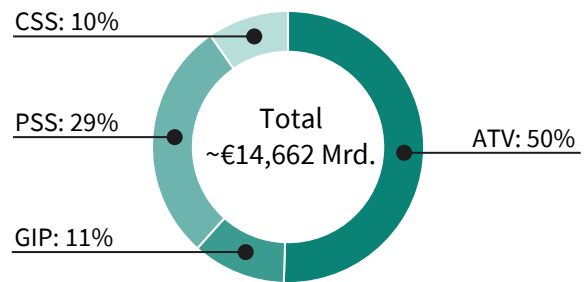
Market Position



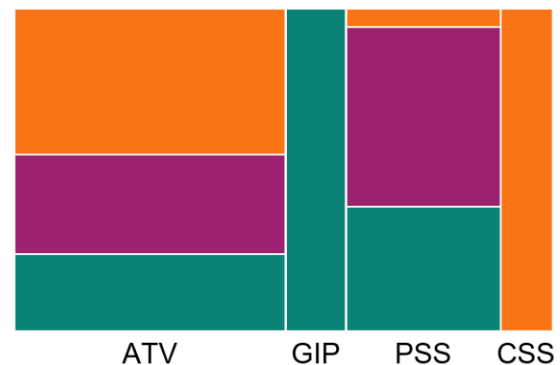
Revenue distribution

(by segment and product category)

FY25



of total revenue



Infineon at a Glance

Investor Fact Sheet – Q2 FY26



Sustainability at Infineon



AAA Rating

S&P Dow Jones
Best-in-Class Indices

Dow Jones Best-in-Class
World & Europe Index
listing (since 2010)

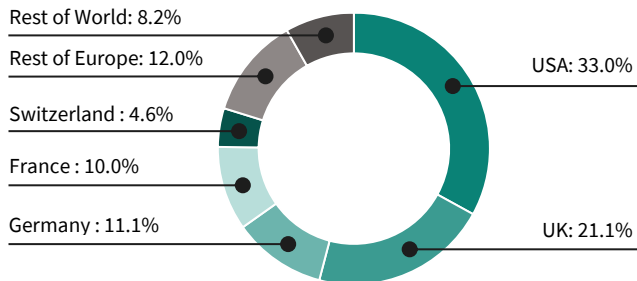


B climate scoring
B water scoring

See also <https://www.infineon.com/about/company/sustainability>

Inst. Shareholder Structure

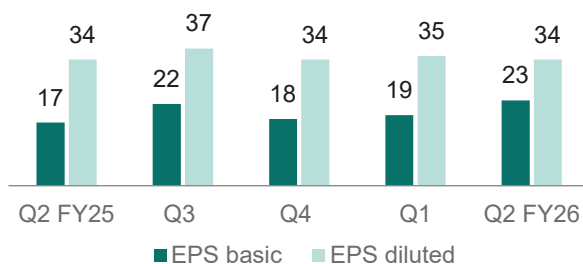
(by region, 31 Mar 2026)



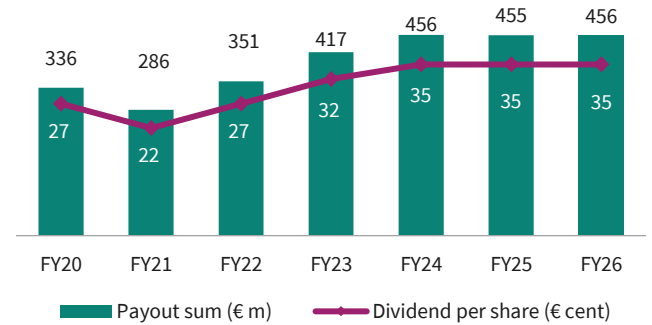
Infineon Stock & Financial Data (31 Mar 2026)

Ticker symbol	IFX (share), IFNNY (ADS)
Stock exchange listings	FSE, OTCQX
ISIN / WKN	DE0006231004 / 623100
Share capital	€2,611,842,274
Shares issued	1,305,921,137
Own shares	6,421,478
52-week high / low	€47.08 / €24.35 (Xetra)
Market cap	€49.4 bn

Earnings-per-share development (€ cent, diluted)



Dividend Development



Relative Share Price Performance

(1 Apr 2025 – 31 Mar 2026)



Key Financials

€ millions	Q2 FY26	FY25	FY24
Revenue	3,812	14,662	14,955
Segment result	653	2,560	3,105
SR margin	17.1%	17.5%	20.8%
Adj. Free cash flow	-	1,803	1,690
RoCE	6.0%	4.9%	8.5%

See also <https://www.infineon.com/about/investor/reports-presentations/financial-results>

Outlook

~ €4.1 bn Q3 FY26 revenue expectation	significant increase FY26 revenue expectation
high-teens % Q3 FY26 Segment Result Margin	around 20% FY26 Segment Result Margin

Investor Contact

Infineon Technologies AG
Am Campeon 1-15, 85579 Neubiberg
Investor Hotline: +49 89 234 26655
Mail: investor.relations@infineon.com