Infineon at a Glance

Investor Fact Sheet – Q2 FY25

Our Company

Infineon Technologies AG is a world leader in semiconductor solutions with about 58,060 employees at more than 100 locations. We are leading in all our major end markets: automotive, power semiconductors, and security ICs, thereby enabling solutions for green and efficient energy, clean and safe mobility, as well as smart and secure IoT.

Our Mission

We make life easier, safer, and greener – with technology that achieves more, consumes less and is accessible to everyone. Our products power decarbonization and digitalization. Microelectronics from Infineon is the key to a better future.

Our Divisions

In the **Automotive** (ATV) segment, we develop products and solutions for classical applications while also advancing the digitalisation and decarbonisation of vehicles. Core applications: powertrain, ADAS, comfort electronics, security, infotainment.

In the **Green Industrial Power** (GIP) division, we specialize in the smart, green and efficient conversion of electric energy along the entire supply chain and enable its decarbonization. Main applications: solar and wind, energy storage, industrial applications, robotics, charging stations.

In the **Power & Sensor Systems** (PSS) division, we focus on power semiconductors for power supplies, smart sensitivity as well as components for cellular infrastructure and mobile devices. Main applications: BLDC motors, charging stations, power management, IoT, high-reliability applications.

The **Connected Secure Systems** (CSS) division specializes in hardware-based IT security solutions. CSS is also responsible for connectivity solutions as well as all non-automotive microcontrollers. Main applications: Authentication, governmental IDs, payment systems, mobile devices, consumer electronics, IoT.

Target Operating Model (average-cycle targets)

>10%	25%	10-15%
Revenue Growth	Segment Result Margin	Adj. Free Cash Flow Margin

Market Position

Automotive	Power	Security ICs
		
# 1	# 1	# 1

See also www.infineon.com/cms/en/about-infineon/investor/

Revenue distribution

(by segment and product category)

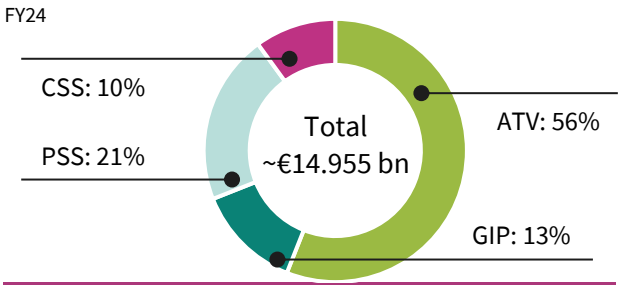

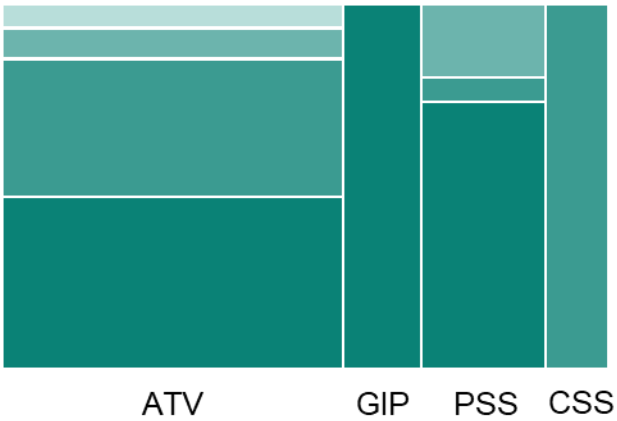

~5%	memory for specific applications
~10%	RF & sensors
~30%	embedded control & connectivity
~55%	power semi-conductors

of total revenue

Copyright © Infineon Technologies AG 2024. All rights reserved.

Infineon at a Glance

Investor Fact Sheet – Q2 FY25

Sustainability at Infineon

AA Rating

Listed in the DJSI since 2010

A- climate scoring
B water scoring

See also www.infineon.com/cms/en/about-infineon/sustainability/

Inst. Shareholder Structure

(by region, 30 Sep 2024)

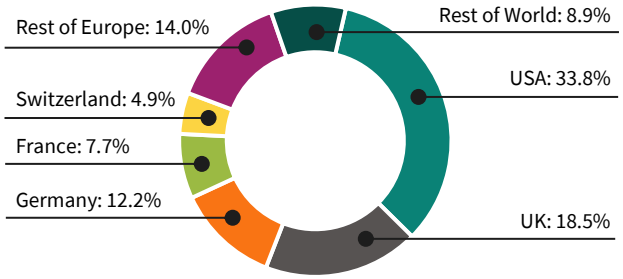

Infineon Stock & Financial Data (31 Mar 2025)

Ticker symbol	IFX (share), IFNNY (ADS)
Stock exchange listings	FSE, OTCQX
ISIN / WKN	DE0006231004 / 623100
Share capital	€2,611,842,274
Shares issued	1,305,921,137
Own shares	6,529,9060
52-week high / low	€38.66 / €28.40 (Xetra)
Market cap	€39.49 bn

Earnings-per-share development (€ cent, diluted)

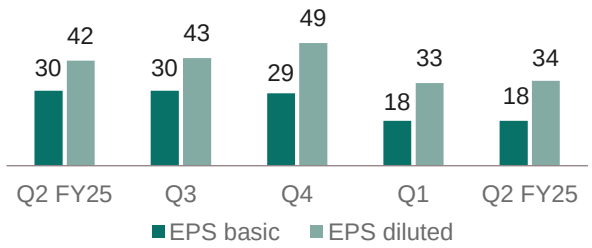

Dividend Development

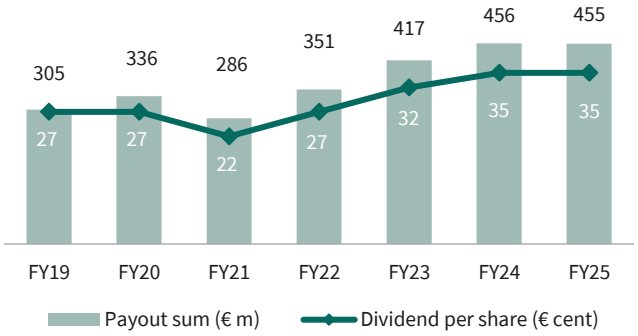

Relative Share Price Performance

(1 Apr 2025 – 31 Mar 2025)

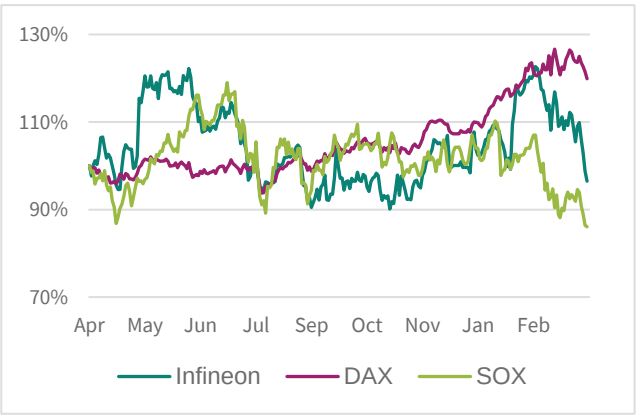

Key Financials

€ millions	Q2 FY25	FY24	FY23
Revenue	3,591	14,955	16,309
Segment result	601	3,105	4,399
SR margin	16.7%	20.8%	27.0%
Free cash flow	174	23	1,158
RoCE	4.7%	8.7%	16.6%

See also www.infineon.com/cms/en/about-infineon/investor/

Outlook

~ €3.7bn
Q3 FY25 revenue expectation

slightly down
FY25 revenue expectation

mid-teens %
Q3 FY25 SR margin

mid-teens %
FY25 SR margin

Investor Contact

Infineon Technologies AG
Am Campeon 1-15, 85579 Neubiberg
Investor Hotline: +49 89 234 26655
Mail: investor.relations@infineon.com

Copyright © Infineon Technologies AG 2024. All rights reserved.