Infineon at a Glance

Investor Fact Sheet - Q3 FY23

Our Company

Infineon Technologies AG is a world leader in semiconductor solutions with about 57,900 employees at more than 100 locations. We are leading in all of our major end markets: automotive, power semiconductors, and security ICs, thereby enabling solutions for green and efficient energy, clean and safe mobility, as well as smart and secure IoT.

Our Mission

We make life easier, safer and greener – with technology that achieves more, consumes less and is accessible to everyone. Our products power decarbonization and digitalization. Microelectronics from Infineon is the key to a better future.

Our Divisions

In the **Automotive** (ATV) segment, we develop products and solutions for classical applications while also advancing the digitalisation and decarbonisation of vehicles. Core applications: powertrain, ADAS, comfort electronics, security, infotainment.

In the **Green Industrial Power** (GIP) division, we specialize in the smart, green and efficient conversion of electric energy along the entire supply chain and enable its decarbonization. Main applications: solar and wind, energy storage, industrial applications, robotics, charging stations.

In the **Power & Sensor Systems** (PSS) division, we focus on power semiconductors for power supplies, smart sensitivity as well as components for cellular infrastructure and mobile devices. Main applications: BLDC motors, charging stations, power management, IoT, high-reliability applications.

The **Connected Secure Systems** (CSS) division specializes in hardware-based IT security solutions. CSS is also responsible for connectivity solutions as well as all non-automotive microcontrollers. Main applications: Authentication, governmental IDs, payment systems, mobile devices, consumer electronics, IoT.

Target Operating Model (average-cycle targets)

>10%	25%	10-15%
Revenue Growth	Segment Result Margin	Adj. Free Cash Flow Margin

Market Position

Automotive	Power	Security ICs
		
# 1	# 1	# 1

See also www.infineon.com/cms/en/about-infineon/investor/

Revenue distribution

(by segment and product category)

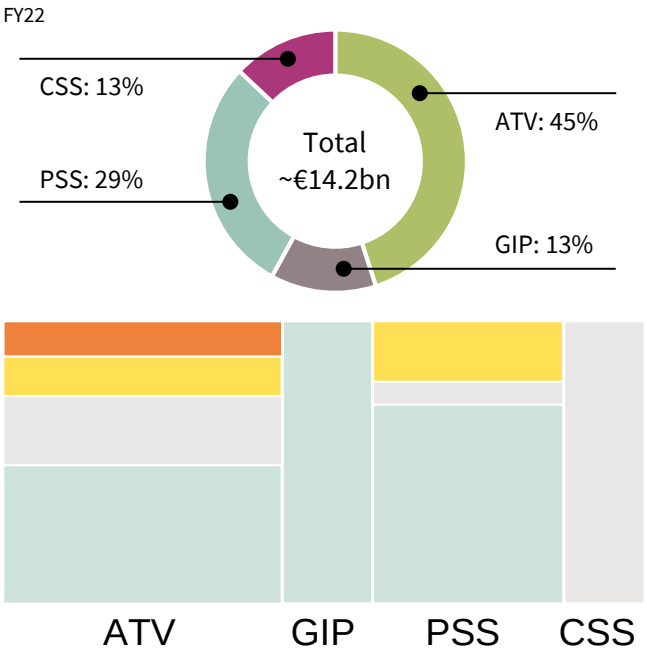

Copyright © Infineon Technologies AG 2023. All rights reserved.

Infineon at a Glance

Investor Fact Sheet - Q3 FY23

Sustainability at Infineon

Listed in the Sustainability Yearbook since 2011

Listed in the DJSI since 2010

Rated as top ESG performer in January 2022

See also www.infineon.com/cms/en/about-infineon/sustainability/

Inst. Shareholder Structure (by region, 30 Sep 2022)

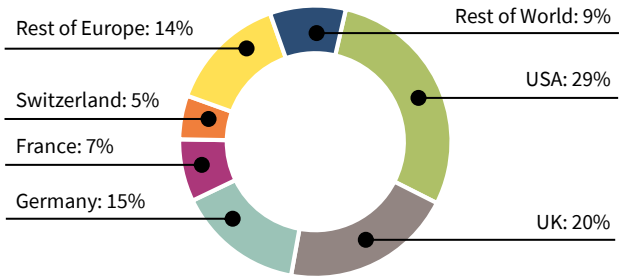

Infineon Stock & Financial Data (30 Jun 2023)

Ticker symbol	IFX (share), IFNNY (ADS)
Stock exchange listings	FSE, OTCQX
ISIN / WKN	DE0006231004 / 623100
Share capital	€2,611,842,274
Shares issued	1,305,921,137
Own shares	3,199,077
52-week high / low	€38.36 / €21.07 (Xetra)
Market cap	€49.34 billion

Earnings-per-share development (€ cent, diluted)

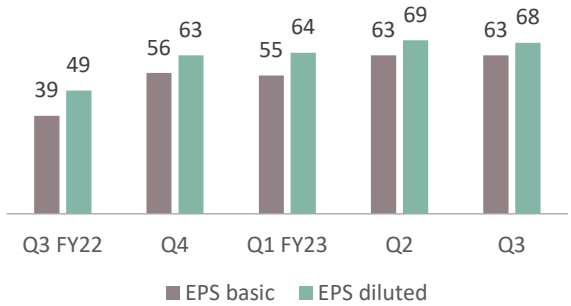

Dividend Development

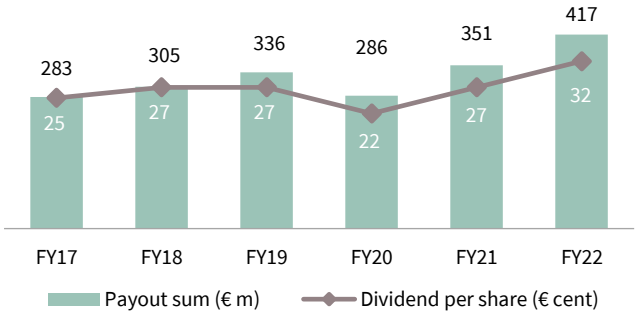

Relative Share Price Performance

(01 Jul 2022 – 30 Jun 2023)

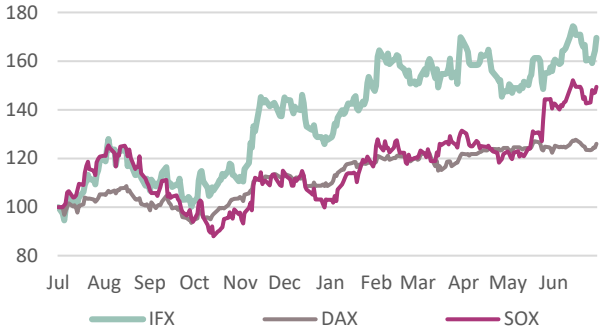

Key Financials

€ millions	Q3 FY23	FY22	FY21
Revenue	4,089	14,218	11,060
Segment result	1,067	3,378	2,072
SR margin	26.1%	23.8%	18.7%
Free cash flow	326	1,648	1,574
RoCE	18.0%	12.6%	8.4%

See also www.infineon.com/cms/en/about-infineon/investor/

Outlook

~€4.0bn
Q4 FY23 revenue expectation

€16.2bn
FY23 revenue expectation

~25%
Q4 FY23 SR margin

~27%
FY23 SR margin

Investor Contact

Infineon Technologies AG
Am Campeon 1-15, 85579 Neubiberg
Investor Hotline: +49 89 234 26655
Mail: investor.relations@infineon.com

Copyright © Infineon Technologies AG 2023. All rights reserved.