



Company presentation

Infineon Technologies AG

May 2026



Driving decarbonization and digitalization. Together.



Semiconductors are crucial to solve the energy challenges of our time and shape the digital transformation.

This is why Infineon is committed to actively driving decarbonization and digitalization.

As a global semiconductor leader in power systems and IoT, we enable game-changing solutions for green and efficient energy, clean and safe mobility, as well as smart and secure IoT.

We make life easier, safer, and greener. Together with our customers and partners. For a better tomorrow.

Infineon is a global leader in power systems and IoT

Global leader

in automotive, power management, energy efficient technologies and IoT

~57,000

employees¹

Market position

Automotive

#1

TechInsights,
March 2025

Power


#1

Omdia,
October 2025

Microcontroller

#1

Omdia,
November 2025



¹ As of 30 September 2025

Infineon at a glance

Growth areas



Energy
green and efficient

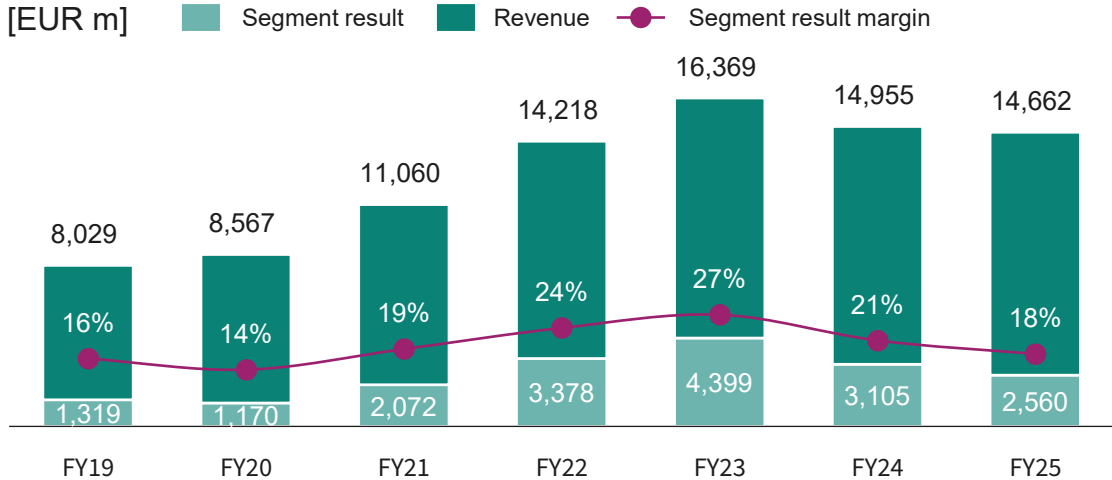


Mobility
clean and safe



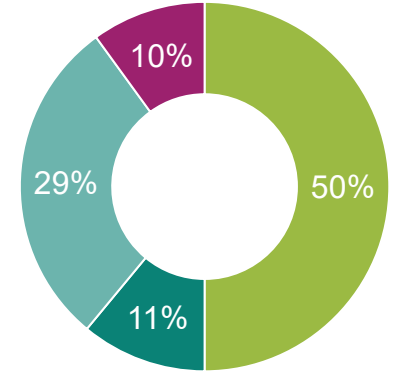
IoT
smart and secure

Financials



FY25 revenue by segment¹

- Automotive (ATV)
- Green Industrial Power (GIP)
- Power & Sensor Systems (PSS)
- Connected Secure Systems (CSS)

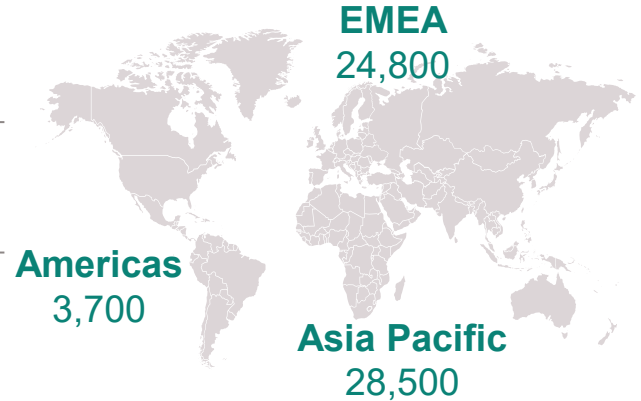


Employees¹

57,000
employees worldwide

75
R&D and

14
manufacturing locations²




For further information: [Infineon Annual Report](#).

¹ 2025 Fiscal year (as of 30 September 2025) | ² As of 30 September 2025

Infineon leading in power systems – mastering all three key materials

- Reliable multi sourcing of raw materials
- World-scale fabs



- Application understanding
- Packaging know-how and hybridization competence

Leadership in Power Systems across all materials and technologies


Silicon
Diode – MOSFET – IGBT – Driver – Controller



Silicon carbide
Diode – MOSFET



Gallium nitride
HEMT – Driver



Infineon leader in IoT – driving digitalization by serving strongly growing multi-application markets



Consumer IoT



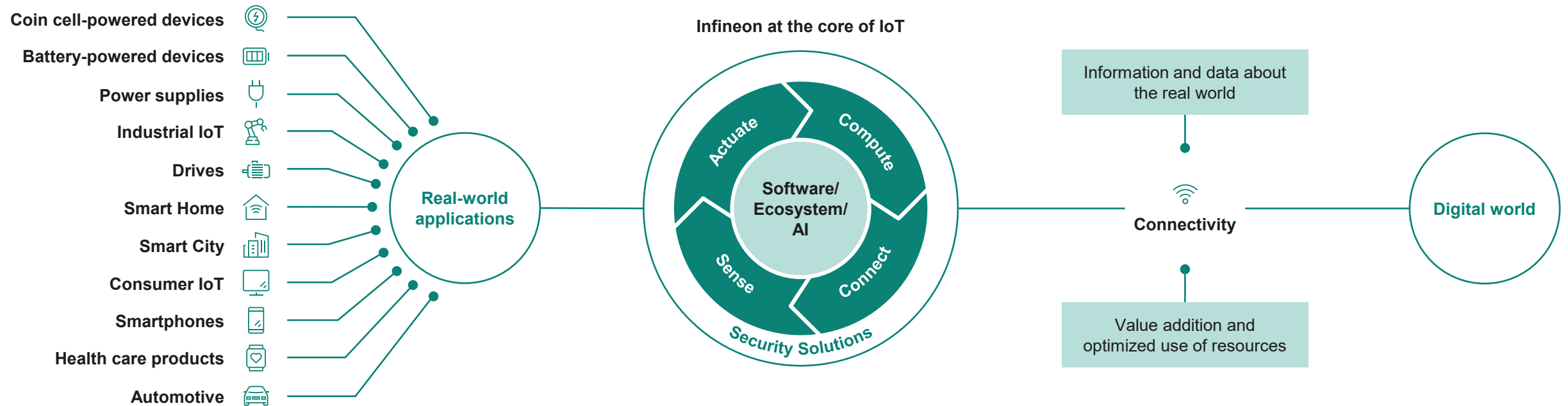
Industrial IoT



Automotive IoT



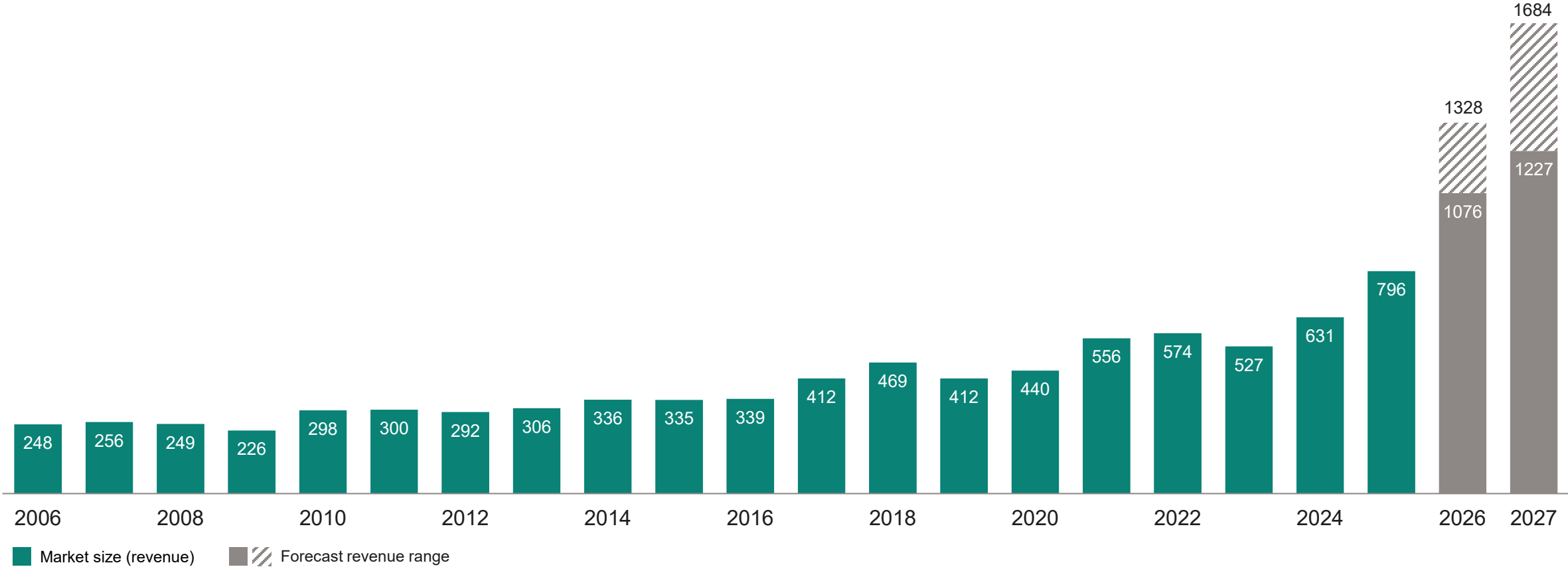
Products: MCU – Connectivity (Wi-Fi, BLE, NFC) – Sensors – Security – Power supply & switches



Semiconductor market expected to exceed 1 trillion USD this year

Global Semiconductor Market

Market size in billion US-Dollar



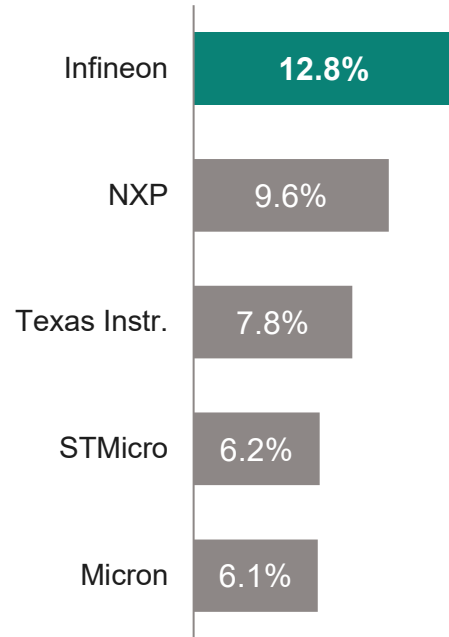
Source: WSTS for historical data. | Forecast: Ø of WSTS, Omdia, Gartner, TechInsights; last update 31 March 2026

Infineon is clear #1 in automotive and power semiconductors, and also #1 in the overall microcontroller market



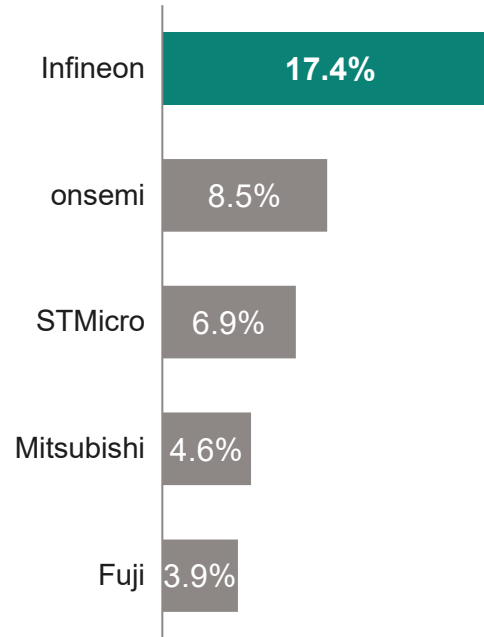
Automotive semiconductors

2025 total global market: USD 74.4bn¹



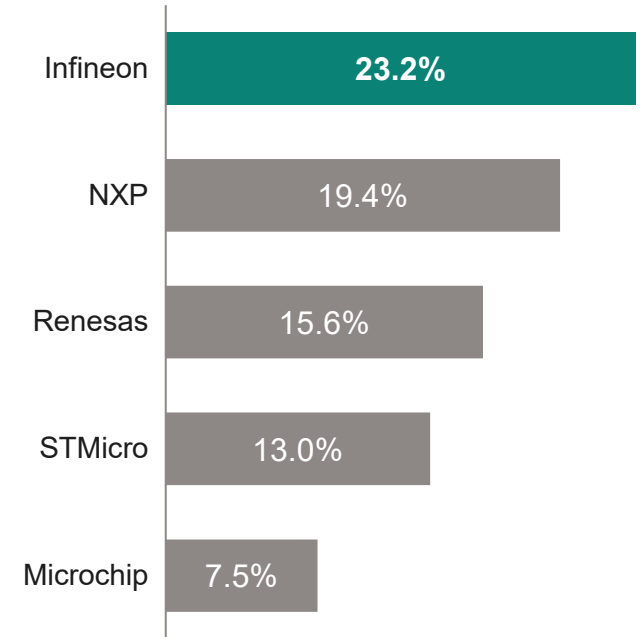
Power discretes and modules

2024 total global market: USD 32.8bn²



Microcontroller suppliers

2025 total global market: USD 22.2bn³



¹ TechInsights: Automotive Semiconductor Vendor 2025 Market Shares. April 2026. | ² Based on or includes research from Omdia: Power Semiconductor Market Share Database – 2H25 (2024 Base Year). October 2025. |

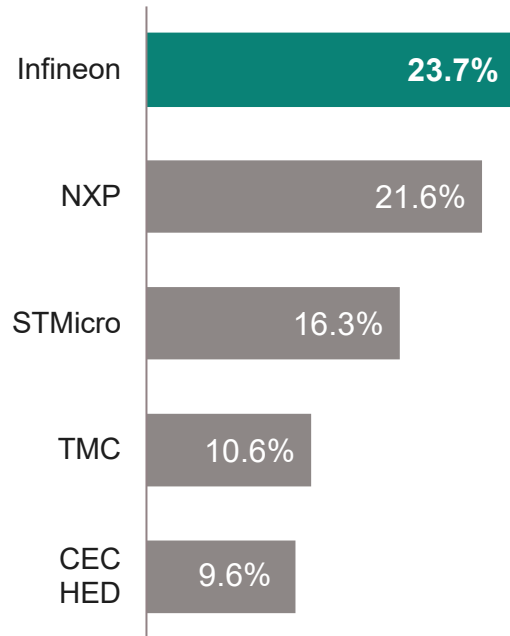
³ Based on or includes research from Omdia: Annual 2001-2025 Semiconductor Market Share Competitive Landscaping Tool – 4Q25. March 2026. | Results are not an endorsement of Infineon Technologies AG. Any reliance on these results is at the third party's own risk.

Infineon is clear leader in security ICs and MEMS microphones, and ranked #4 in the NOR Flash market



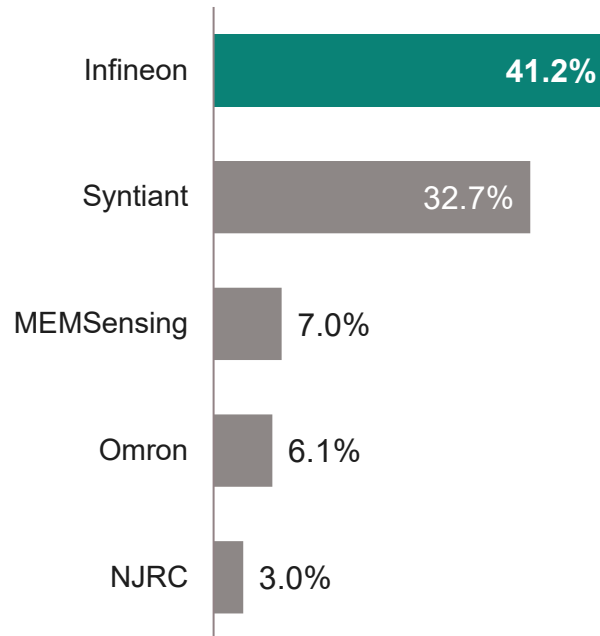
Security ICs

2024 total global market: USD 3.3bn¹



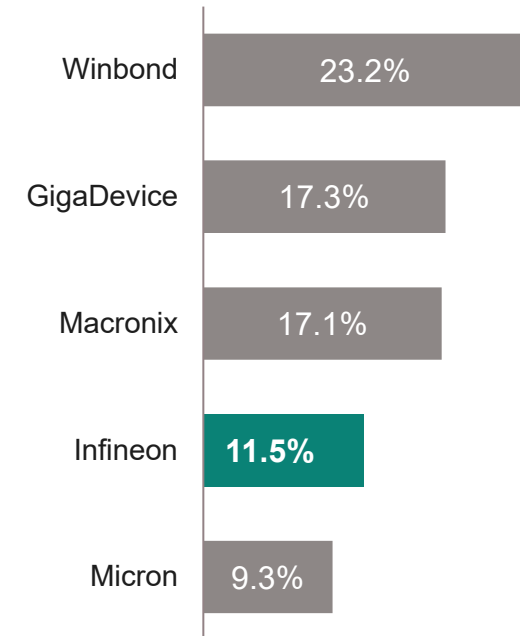
MEMS microphones

2024 total global market: 6.1bn units²



NOR Flash


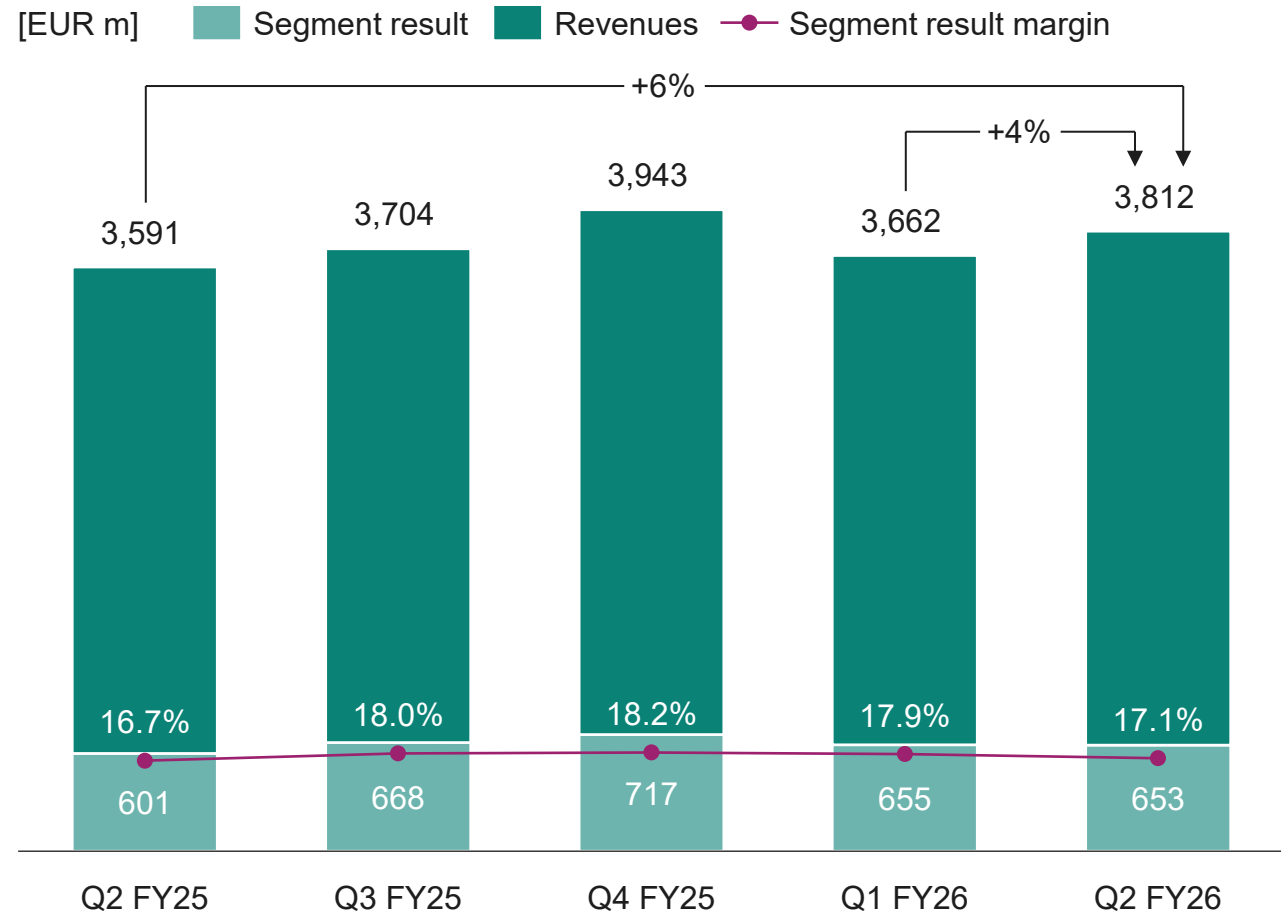
2025 total global market: USD 3.4bn³



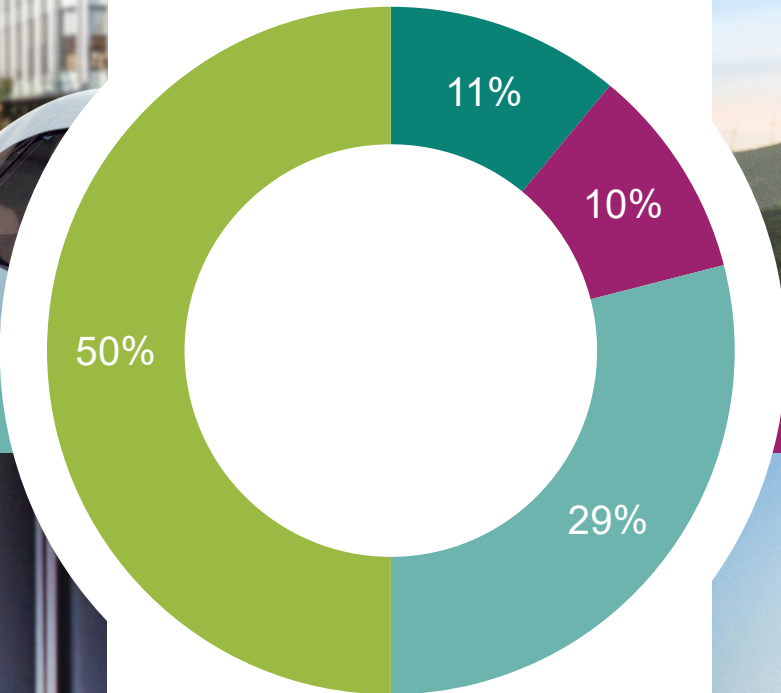


¹ Distributed with permission of ABI Research – Source: ABI Research Custom: Secure IC Revenues by Manufacturer (excluding NFC). August 2025. | ² Based on or includes research from Omdia: MEMS Microphone Report – 2025 Database. September 2025. | MEMS Microphone Die Suppliers. | ³ Based on or includes research from Omdia: Annual 2001-2025 Semiconductor Market Share Competitive Landscaping Tool – 4Q25. March 2026. | Results are not an endorsement of Infineon Technologies AG. Any reliance on these results is at the third party's own risk.

Financial performance

Revenues and Segment Result



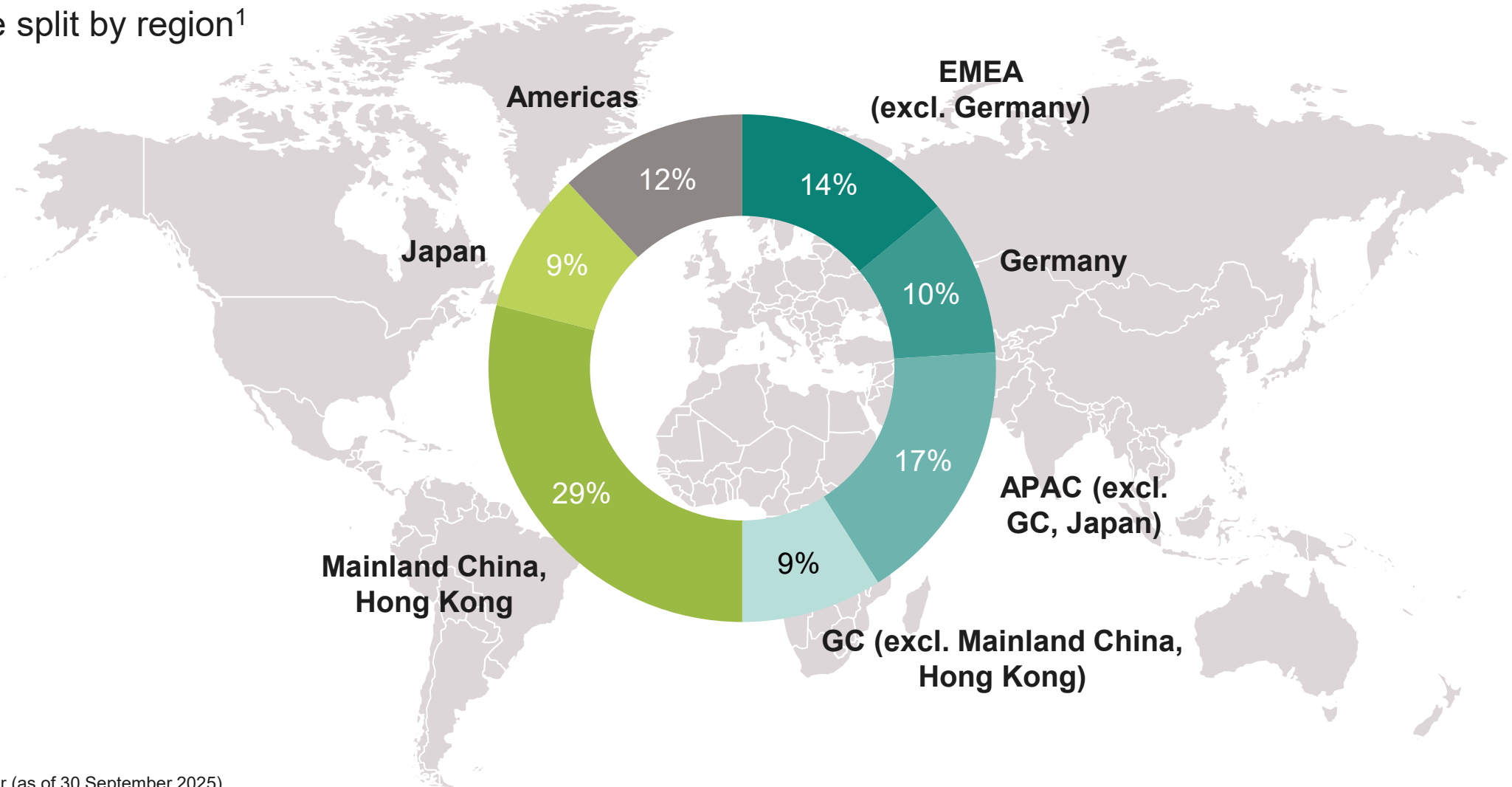
Revenue split by division¹



¹ 2025 Fiscal year (as of 30 September 2025)

Infineon is operating in all major regions of the world

Revenue split by region¹

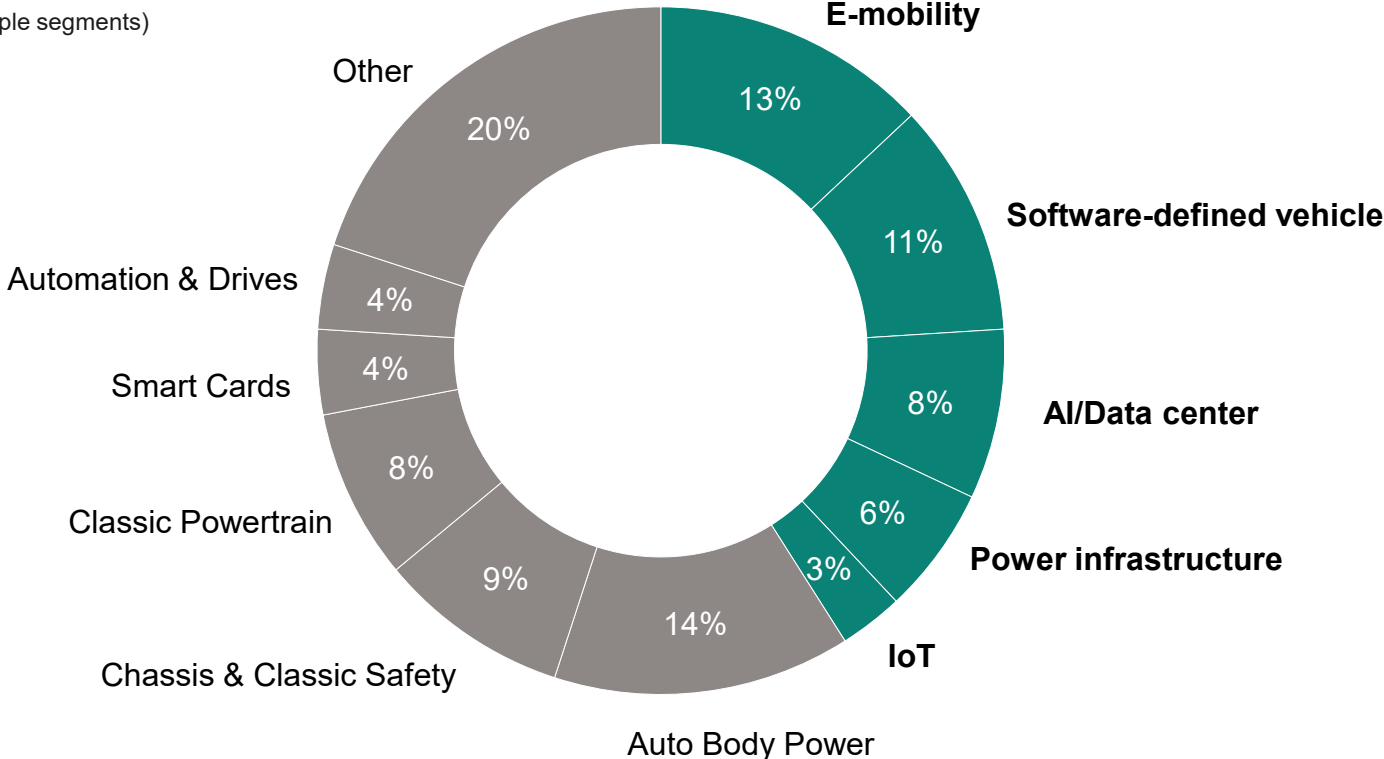


¹ 2025 Fiscal year (as of 30 September 2025)

Well-balanced portfolio among key applications

Revenue split by key application¹

- Main growth contributors (addressed by multiple segments)
- Further major applications



¹ 2025 Fiscal year (as of 30 September 2025)

Automotive

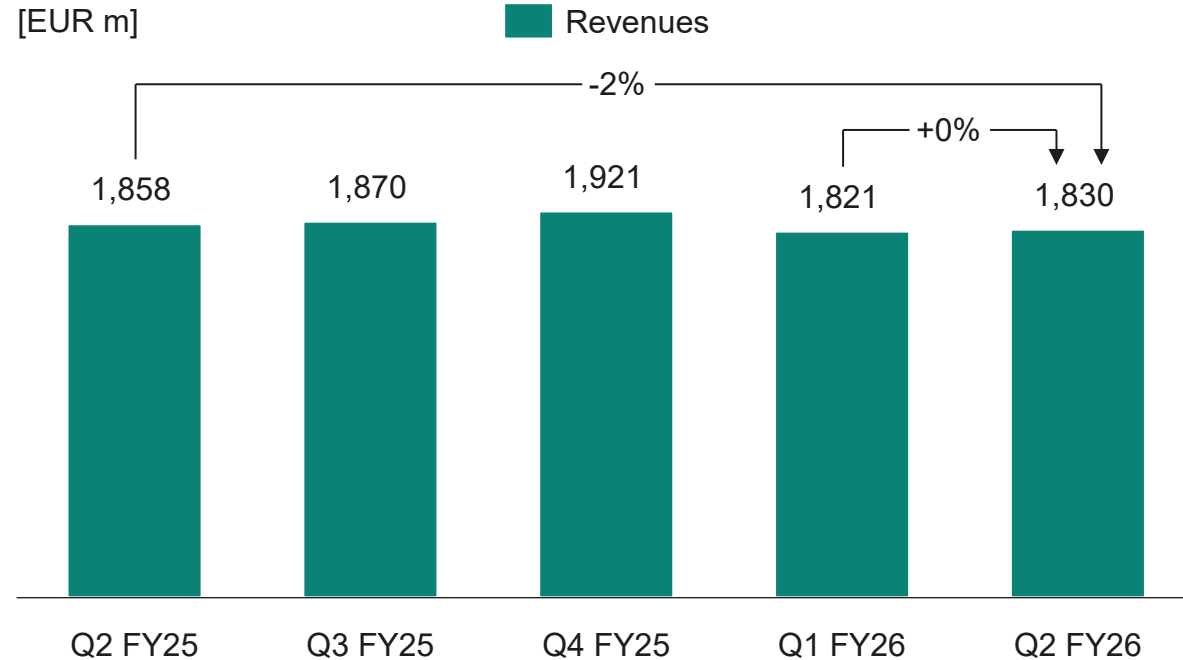


Automotive shapes the future of mobility with microelectronics enabling clean, safe, and smart cars

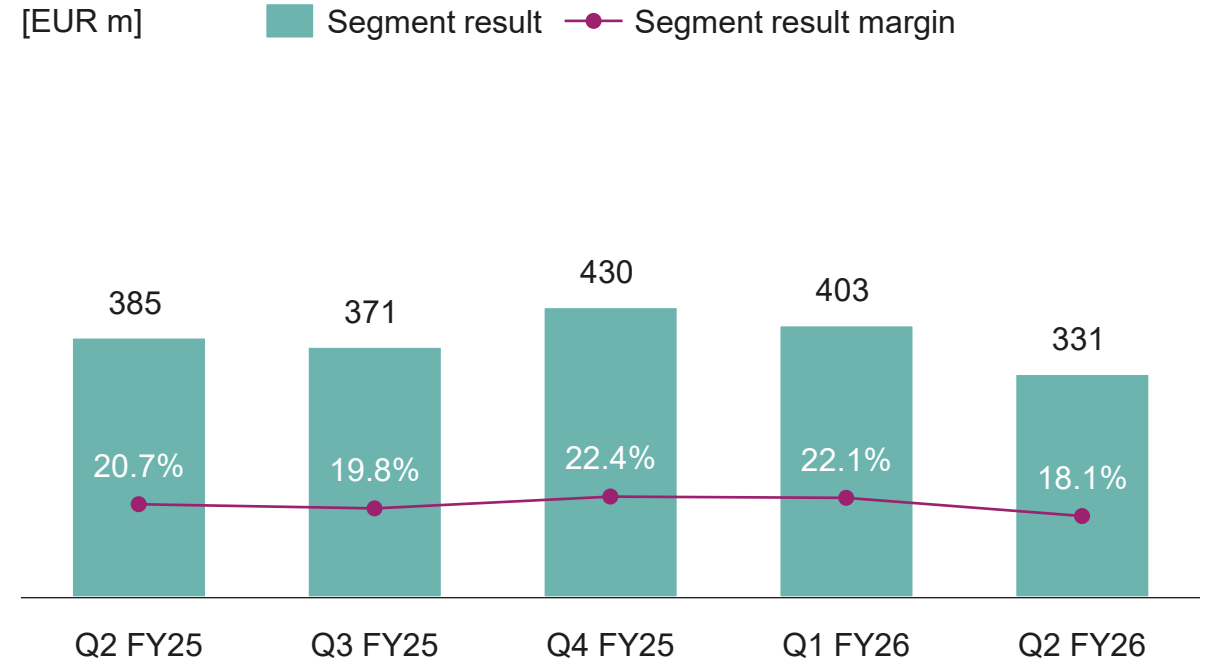


Core applications: Assistance systems and safety systems, comfort electronics, infotainment, powertrain, security

Revenues



Segment Result



Green Industrial Power

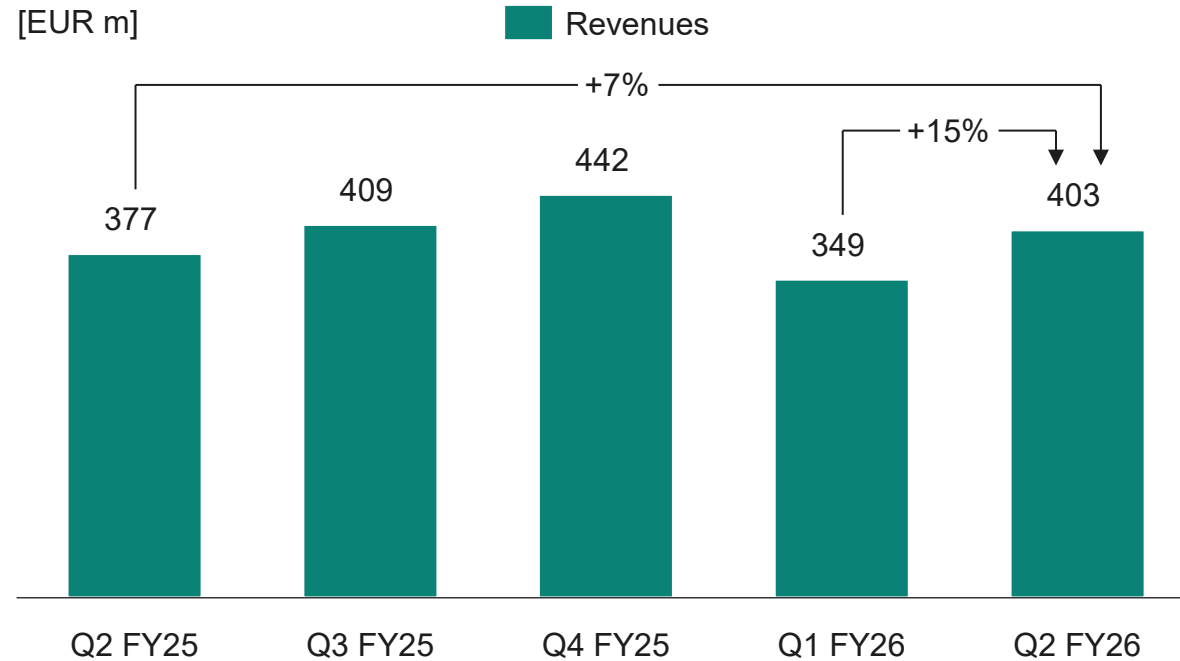


Green Industrial Power empowers a world of unlimited green energy

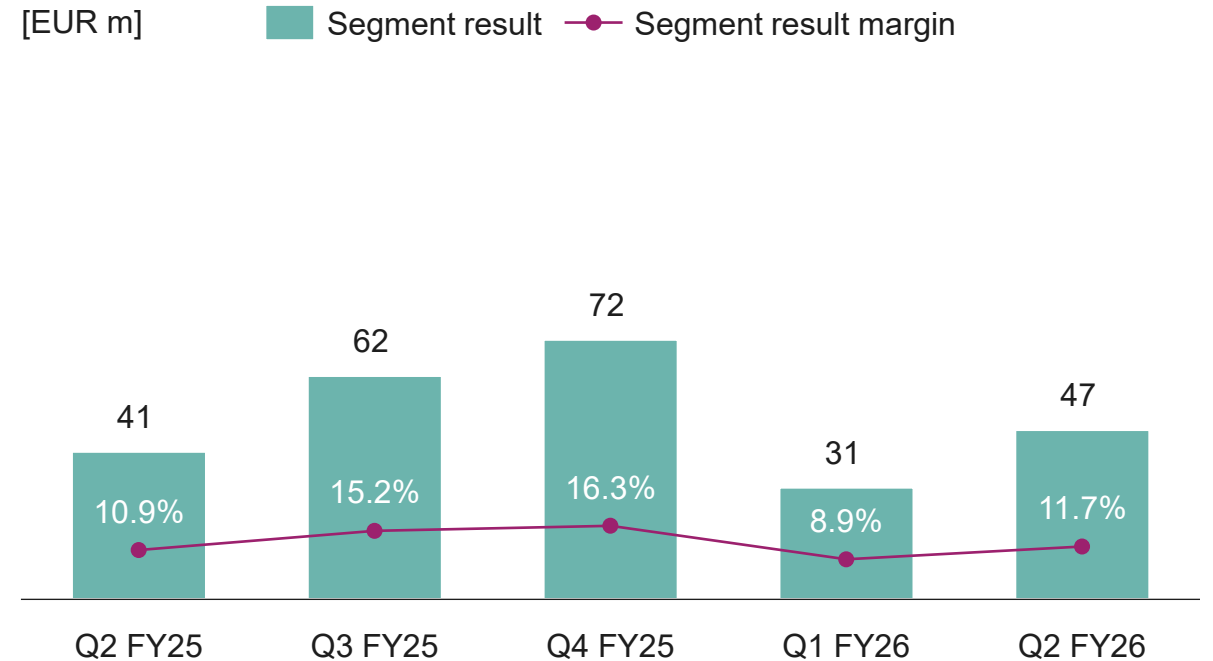


Core applications: Air conditioning technology, energy generation, energy storage, energy transmission, home appliances, industrial drives, industrial power supplies, industrial vehicles, traction

Revenues¹



Segment Result¹



¹ Figures have been historically restated to reflect "Power Drivers & Signal ICs" product line transfer of from GIP to PSS

Power & Sensor Systems

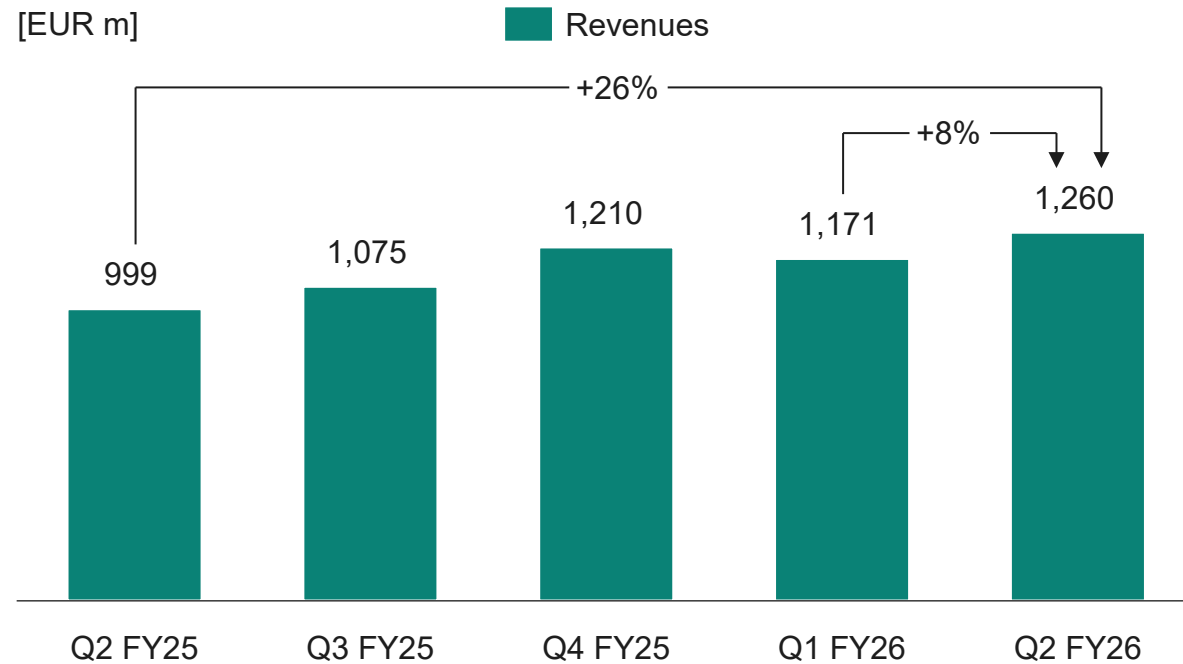


Power & Sensor Systems drives leading-edge power management, sensing, and data transfer capabilities

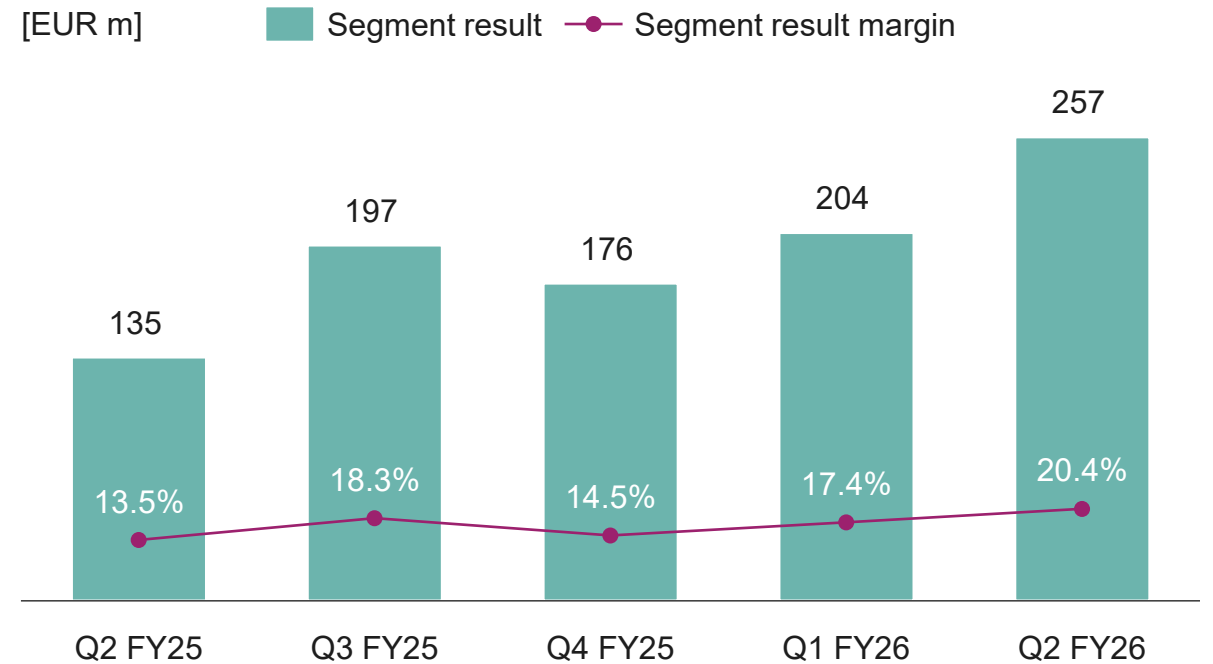


Core applications: Audio amplifiers, automotive electronics, BLDC motor, cellular communications infrastructure, charging stations for electric vehicles, human-machine interaction, IoT, LED and conventional lighting systems, microinverter for roof-top systems, mobile devices, power management, special applications in harsh environments

Revenues¹



Segment Result¹



¹ Figures have been historically restated to reflect "Power Drivers & Signal ICs" product line transfer of from GIP to PSS

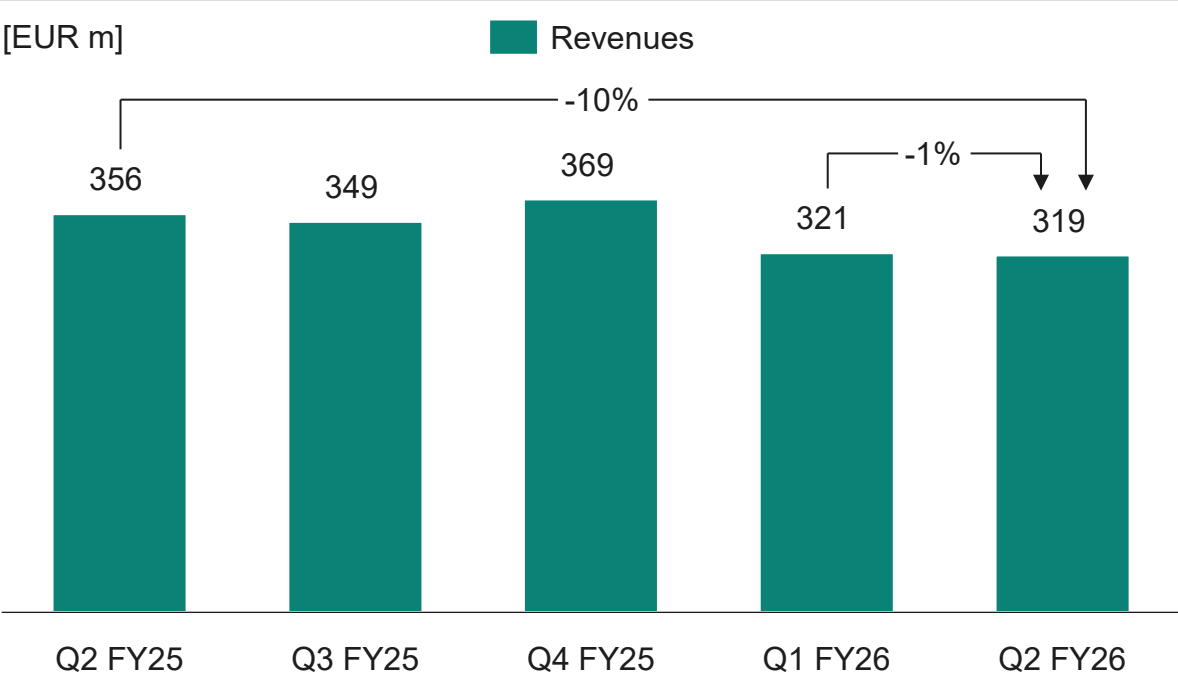
Connected Secure Systems



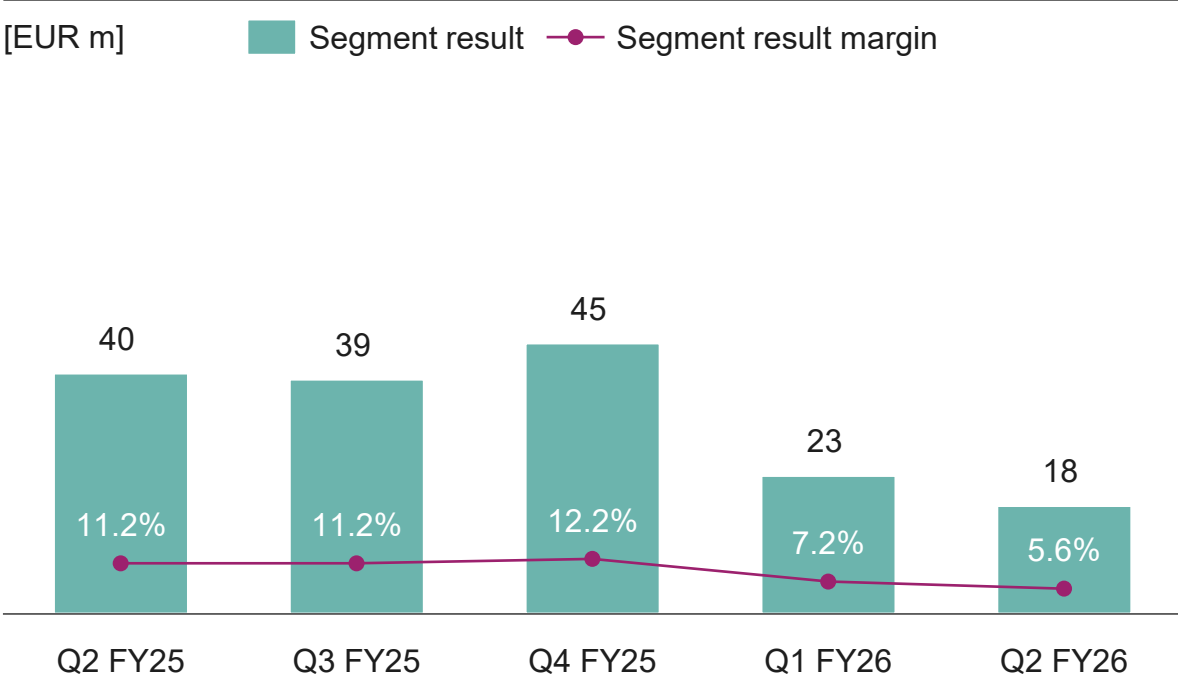
Connected Secure Systems creates the basis for IoT

Core applications: Authentication, automotive, consumer electronics, government identification documents, IoT, mobile communications, payment systems, ticketing, access control, trusted computing

Revenues



Segment Result



Well-balanced customer portfolio

Revenue by sales channel in FY 2025 (no customer represents more than 10% of total sales)

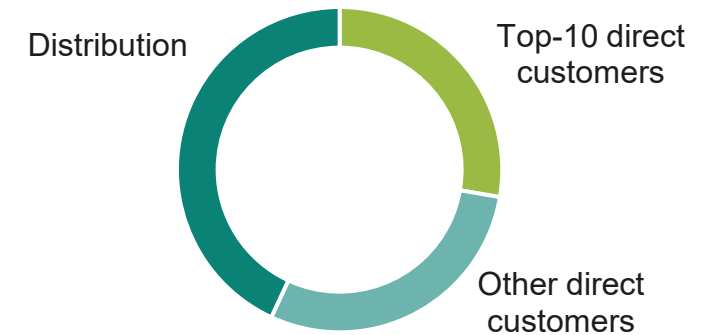
Distribution partners¹



Top-10 direct customers¹



EMS-Partner¹



¹ in alphabetical order

Close customer relationships are based on system know-how and application understanding



Automotive

Green Industrial Power

Power & Sensor Systems

Connected Secure Systems

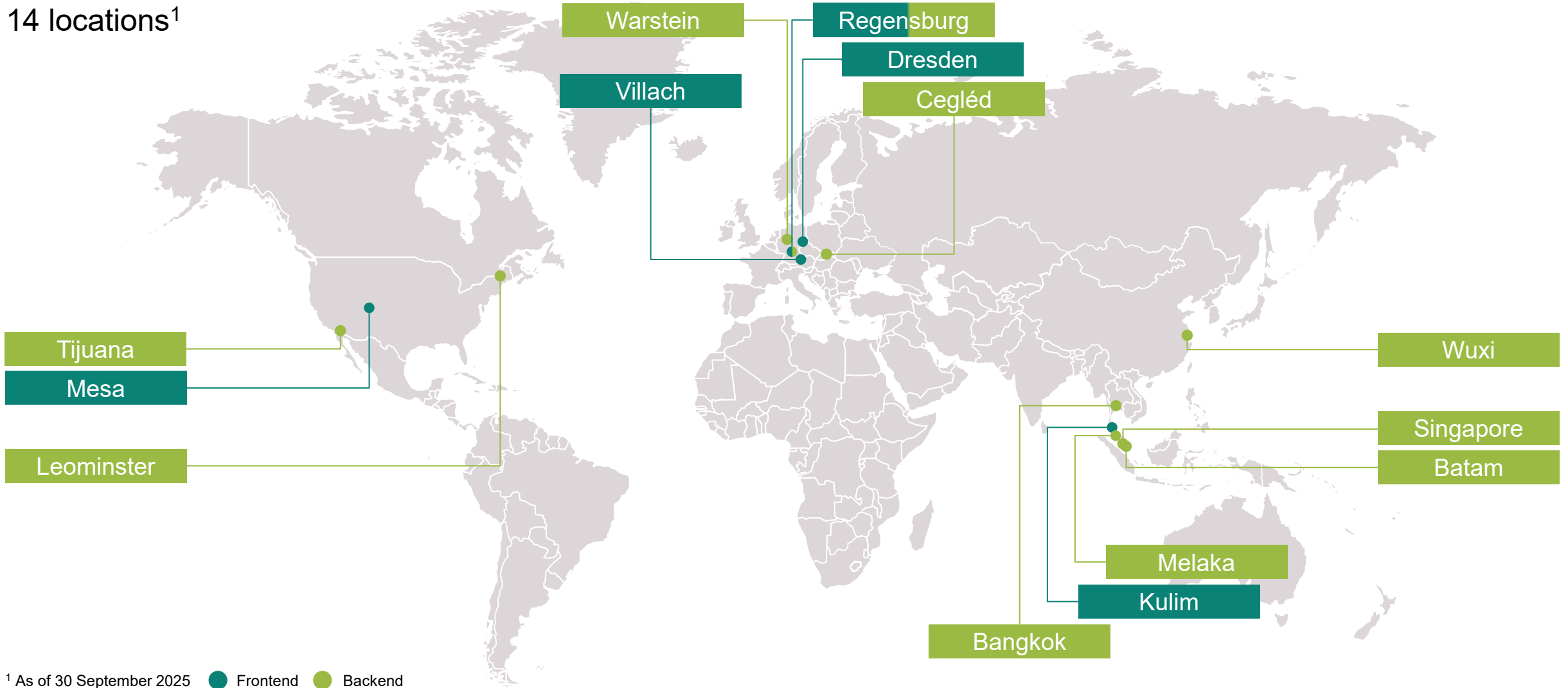
EMS-Partners

Distribution partners

Infineon is globally positioned with its network of Frontend and Backend manufacturing facilities



14 locations¹



¹ As of 30 September 2025 ● Frontend ● Backend

Our global Research and Development activities



About 15 percent of Infineon's annual revenue goes into Research and Development (R&D). In fiscal year 2025, R&D investments amounted to about 2,2 billion euros.

29,700 patents and patent applications in the overall portfolio

show a high level of innovative strength and longterm competitiveness. In fiscal year 2025 alone, Infineon registered about 1,900 new patent applications.

Numerous innovative ecosystems


with tech companies, universities and research institutes are of great importance to Infineon.

75¹ sites in 28 countries and regions:

Americas	Kanata (Canada); Guadalajara and Tijuana (both Mexico); Andover, Austin, Chandler, Colorado Springs, El Segundo, Irvine, Leominster, Lexington, Lynnwood, Morrisville, Portland, Richardson, San Diego, San José and Warwick (all USA)
Asia Pacific	Ahmedabad, Bangalore and Vadodara (all India); Batam (Indonesia); Bundang and Seoul (both Korea); Ipoh, Kulim, Melaka and Penang (all Malaysia); Muntinlupa (Philippines); Singapore (Singapore); Samut Prakan (Thailand); Hanoi (Vietnam)
Greater China	Chengdu, Shanghai, Shenzhen, Wuxi and Xi'an (all Mainland China); Hsinchu and Taipei (both Taiwan)
Japan	Nagoya and Tokyo (both Japan)
Europe	Graz, Klagenfurt, Linz and Villach (all Austria); Le Puy-Sainte-Réparate (France); Augsburg, Dresden, Duisburg, Erlangen, Ettlingen, Ilmenau, Langen, Neubiberg, Regensburg, Soest and Warstein (all Germany); Budapest and Cegléd (both Hungary); Cork and Dublin (both Ireland); Netanya (Israel); Padua and Pavia (both Italy); Nijmegen (Netherlands); Brasov, Bucharest, Cluj-Napoca and Iasi (all Romania); Stockholm (Sweden); Zurich (Switzerland); Belgrad (Serbia); Bristol and Redhill (both UK); Lviv (Ukraine)

¹ as of 30 September 2025

Infineon has exceeded its climate targets and is perceived in the market as a role model in terms of sustainability



External recognitions of our performance



Ecovadis Platinum Award



AAA Rating, MSCI ESG

Member of
**Dow Jones
Sustainability Indices**
Powered by the S&P Global CSA

Listed in Dow Jones World
Sustainability Index



B Climate Change and
Water Security, CDP



Prime Status ISS ESG
Corporate Rating



Industry Top Performer

¹ Product Carbon Footprint. | ² Compared to past sustainability reports.

Staying a role model in sustainability. Infineon's approach and priorities




Climate

Infineon remains committed to achieving 100% CO2 neutrality for Scope 1 and 2 by 2030, as announced in 2020. Additionally, Infineon has committed towards SBTi to reduce absolute Scope 1 and 2 greenhouse gas (GHG) emissions by 72.5% by 2030 versus the base year 2019 and 72.5% of our suppliers' emissions will have SBT by 2029.



Water

Infineon is committed to responsible water stewardship by minimizing freshwater withdrawal and maximizing water recycling across all own manufacturing sites to ensure sustainable resource use.



Sustainable portfolio

Infineon drives transparency by offering Product Carbon Footprints and Life Cycle Assessments (LCAs) for selected products, while enabling decarbonization through solutions that power sustainable applications.



Circularity

Infineon strives to establish a fully circular value chain by improving material flows and usage, minimizing waste generation, and closing resource loops where possible to drive sustainable growth.



Social

Infineon fosters an inclusive, responsible culture by focusing on human rights, fair working conditions, promoting diversity with a goal of 20% women in leadership by 2030 and supporting communities.

Scope 1 direct emissions from energy, PFC gases. | **Scope 2** electricity, heat and cooling. | **Scope 3** Purchased Good and Services, Capital Goods, Energy related scope 3, Upstream transportation, Waste, Business Travel, Employee commuting and leased assets.

Infineon's Global Environmental Sustainability Strategy focuses on four areas of action




Sustainability at our sites

Our production facilities, buildings, and plants have a minimal footprint




In our supply chain

Infineon acts in an environmentally conscious and socially responsible manner across its supply chain



Twin Transformation

We integrate digitalization and sustainability to shape a responsible and future-ready organization



With our products

Our products are built into many different applications that make a significant contribution to decarbonization



"As Chief Digital and Sustainability Officer of Infineon Technologies, I will use my mandate to drive both - our digital and green transformation - together with our colleagues, customers, and partners around the world. This also means realizing new and disruptive ideas."

Elke Reichart

Chief Digital and Sustainability Officer

Corporate Social Responsibility: We create a net ecological benefit


In various areas of application (automotive electronics, industrial drives, photovoltaics as well as wind energy), our products can achieve CO₂ savings during their lifetime of around 143 million tons of CO₂ equivalents. Compared with the European electricity mix, this is around 21.2 percent of the annual net electricity production of the European Union.



Net ecological benefit: CO₂ emissions reduction of more than 140 million tons

¹ This figure takes into account all reporting Scope 1 (direct emissions from energy, PFC gases), 2 (electricity, heat and cooling) and 3 (Purchased Good and Services, Capital Goods, Energy related scope 3, Upstream transportation, Waste, Business Travel, Employee commuting and leased assets). It is based on data reported internally and publicly available emission factors and relates to the 2025 fiscal year.
² This figure relates to the 2024 calendar year and takes into account the following application areas: electric vehicles, renewable energy (wind and photovoltaic) and industrial drives- CO₂ savings are calculated based on the potential savings generated by the technologies in which semiconductors are used. The CO₂ savings are allocated based on Infineon's market share, semiconductor share in the final application and the lifetime of the technology concerned, based on internal and external expert's estimations.

As an early mover in the industry, Infineon provides customers with product carbon footprint data



Providing transparency from our corporate actions down to the individual product level



Enabling customers to gain deeper insights into their carbon footprint along their own value chain



Creating levers to foster more effective strategies for customers' own CO₂ emissions reduction



"By providing comprehensive product carbon footprint data, we are driving the vision of a net-zero society and enabling our customers to reduce carbon emissions even more effectively."

Elke Reichart

Chief Digital and Sustainability Officer

Infineon promotes respect for human rights, the environment and safe working conditions



Together for human rights

Our commitment to internationally recognized human rights principles and standards, namely International Bill of Human Rights and its Universal Declaration on Human Rights is reflected in our:

- [CSR Policy](#)
- [Human Rights Policy](#)
- [Business Conduct Guidelines](#)
- [Supplier Code of Conduct](#)

Integrated Management Program for Environment, Energy, Safety & Health (IMPRES)

IMPRES is an internally developed management system which aims to fulfill the legal requirements and ensure:

- Efficient resources management
- High safety and health standards
- Environmental protection
- Efficient energy management

It is structured and certified in accordance with:



ISO
14001¹



ISO
45001¹



ISO
50001²



Any suspicion of human rights violations or concerns can be raised by any stakeholder to either our Human Rights Officer, Compliance or through our whistleblower hotline [Infineon Integrity Line](#).

¹ Since 2005 Infineon has a worldwide certification at all major manufacturing sites and corporate headquarters. | ² Since 2012 Infineon is certified at the largest European manufacturing sites and corporate headquarters.

Infineon's employees create a better future together

At Infineon, 57,000¹ people from over 100 countries work together around the world to make life easier, safer, and greener. For more information, please visit www.infineon.com/careers

Muamar Khadafi

Head of Competency Development, in Batam



"We are building an ecosystem where everyone has a clear path to grow and become future ready. Our people are our strongest competitive advantage."

Bella Wu

Manager, Digital Marketing, in Shanghai



"It's inspiring to leverage digital marketing innovations to personalize customer experiences, integrating Infineon's hybrid customer journey strategy for greater business impact."

Tan Chee Seng

Senior Director Production, in Kulim



"It is an exciting journey to be member of Infineon Kulim in the effort to reach SiC World's Benchmark status, both in cost and quality."

Dr. Pamela Lin

Specialist Global Talent Marketing, in Munich



"I'm passionate about inspiring young people to explore the semiconductor industry and grow into the next generation of talent for our company."

¹ As of 30 September 2025.

Our competitive advantage: differentiating as quality leader

Our quality policy: “We do what we promise. That’s quality made by Infineon.”

Our aspiration: Zero Defect regarding our commitments:
We deliver at committed functionality, reliability, time, volume & cost.

Our strategic quality drivers:



Customer Focus

We understand customer needs and offer right fit products & services in time.




Leadership for Quality

We ensure focus on quality objectives in the organization. We are effective, efficient, fast and data-driven.



Deviation Culture

We strive for deviation avoidance, early detection & fast reaction and systemic learning.



Lifecycle Stability

We control development, ramp up and manufacturing and ensure risk management.

Our foundation: International standards such as ISO 9001, IATF 16949, AS 9100, IEC 17025, ISO 26262

Find us on Social Media



www.linkedin.com/company/infineon-technologies/



www.youtube.com/c/InfineonTechnologiesAG



www.instagram.com/infineon_technologies/



www.facebook.com/infineon



Disclaimer

Specific disclaimer for Omdia – part of Informa Tech – reports, data and information referenced in this document:

Information is not an endorsement of Infineon Technologies AG. Any reliance on these results is at the third party's own risk.

Specific disclaimer for S&P Global reports, data and information referenced in this document:

The S&P Global Mobility and S&P Global Commodity Insights reports, data and information referenced herein (the "S&P Global Materials") are the copyrighted property of S&P Global Inc. and its subsidiaries ("S&P Global") and represent data, research, opinions or viewpoints published by the relevant divisions within S&P Global, and are not representations of fact. The S&P Global Materials speak as of the original publication date thereof and not as of the date of this document. The information and opinions expressed in the S&P Global Materials are subject to change without notice and neither S&P Global nor, as a consequence, Infineon have any duty or responsibility to update the S&P Global Materials or this publication. Moreover, while the S&P Global Materials reproduced herein are from sources considered reliable, the accuracy and completeness thereof are not warranted, nor are the opinions and analyses which are based upon it. S&P Global and the trademarks used in the Data, if any, are trademarks of S&P Global. Other trademarks appearing in the S&P Global Materials are the property of S&P Global or their respective owners.

