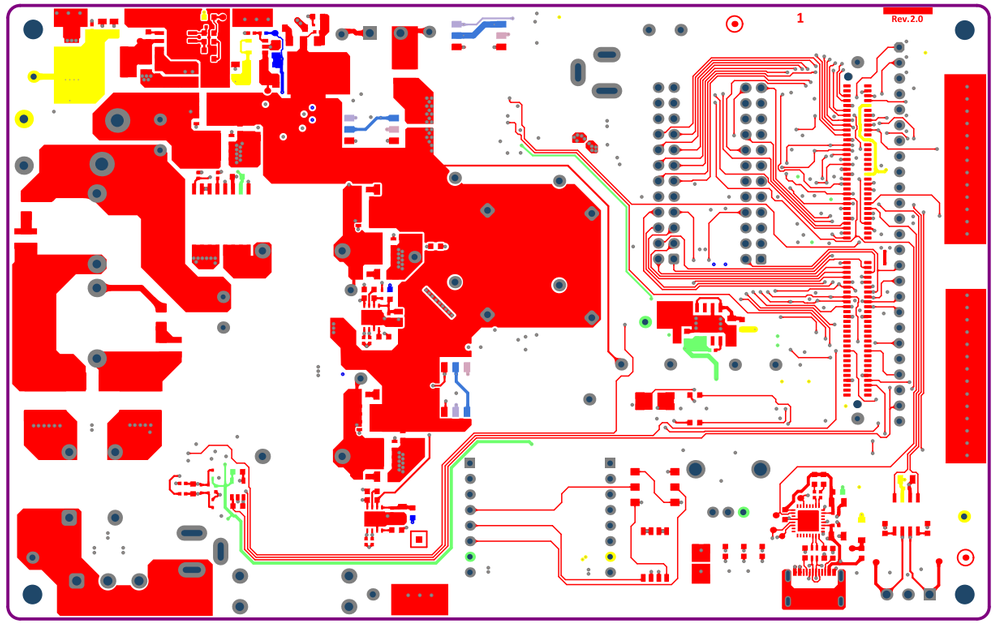


**FABRICATION NOTES:**

1. DO NOT clear silkscreen from tented vias.
2. Vendor ID, UL rating, date code and/or lot number can appear on bottom side silk.

| DESIGN INFORMATION | | | |
|---|---|---|---|
| MIN. TRACK WIDTH: | ___ MIL | 0.2 | mm |
| MIN. CLEARANCE: | ___ MIL | 0.2 | mm |
| MIN. VIA HOLE SIZE: | ___ MIL | 0.2 | mm |
| MIN. ANNULAR RING: | ___ MIL | 0.2 | mm |

MATERIAL:
[X] FR4 [ ] FR4 High Tg [ ] OTHER _____
THICKNESS: [X] 59 MIL (1.6 mm) +/-10% [ ] OTHER _____
TOLERANCE: [X] ANSI IPC-6012 TYPE 3 CLASS 2
[ ] OTHER +/- _____
BOW & TWIST: [X] ANSI IPC-6012 TYPE 3 CLASS 2
[ ] OTHER +/- _____

DRILLING:
REFERENCE: [X] AS SHOWN [X] NC_DRILL FILES
PTH MIN COPPER THICKNESS: [X] 1MIL [ ] OTHER _____

BOARD FINISH:
SILKSCREEN: [X] TOP [X] BOTTOM
SILKSCREEN COLOR: [X] WHITE [ ] OTHER _____
SOLDER RESIST COLOR:
[ ] GREEN [ ] BLACK [X] OTHER BLUE

SURFACE FINISH: [X] IMMERSION GOLD (ENIG) [ ] ENEPIG
[ ] IMM. TIN/SILVER OR EQUIV [ ] OTHER _____

ARRAY/PANEL: [ ] CUT AND TRIM PER MECH LAYER 1
[ ] N.C. ROUTE [ ] V. SCORE

CERTIFICATION: MATERIALS AND WORKMANSHIP FOR ALL PCBS TO MEET OR EXCEED THE REQUIREMENTS OF:
[X] ANSI IPC-A-600F CLASS -> [ ] 1 [X] 2 [ ] 3
[X] UL 94V-0 [X] RoHS [ ] OTHER _____

ADDITIONAL REQUIREMENTS:
BARE BOARD ELEC. TEST: [ ] NONE [X] REQUIRED [ ] PER ORDER
MANUFACTURER'S UL: [ ] RAIL [ ] METAL [X] SILK

| | | | |
|---|---|---|---|
| PROJECT TITLE: **KIT_PSC3_PFC1** | | VERSION: **2.0** | DATE: **2/13/2026** |
| DESIGNED BY: **EDM** | CONTACT PERSONS: **Milan Marjanovic** E-mail: milan@electronicdesign-marjanovic.com; **Person 2** E-mail:; **Person 3** E-mail: | | |
| ENGINEER: **Milan Marjanovic** | | | |
| FILE NAME: **KIT_PSC3_PFC1.PcbDoc** | | ALTIUM VERSION: **22.2.1.43** | SCALE: 10mm 400mil |

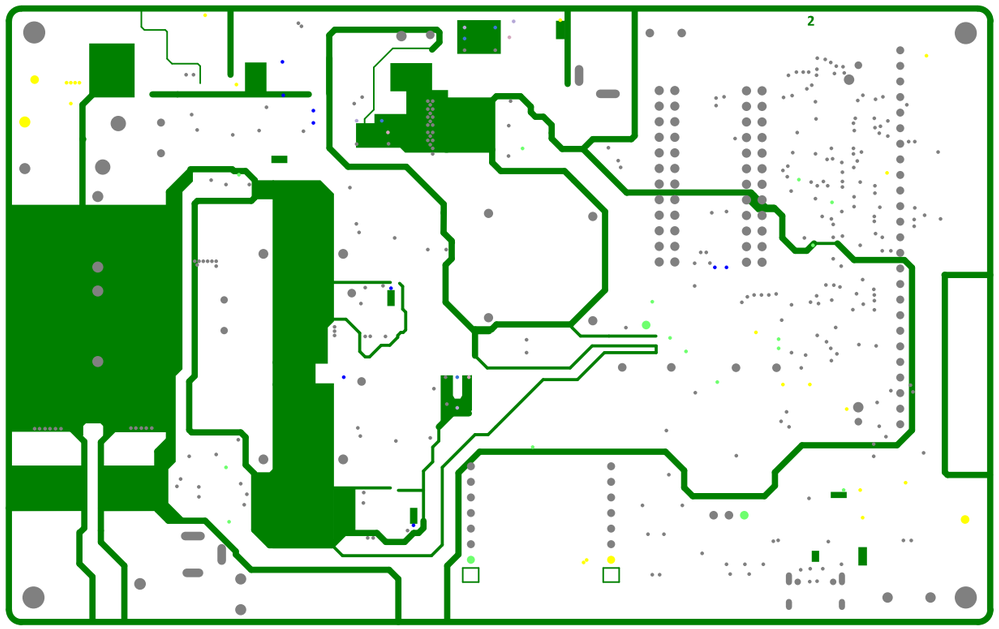


**FABRICATION NOTES:**

1. DO NOT clear silkscreen from tented vias.
2. Vendor ID, UL rating, date code and/or lot number can appear on bottom side silk.

| DESIGN INFORMATION | | | |
|---|---|---|---|
| MIN. TRACK WIDTH: | ___ MIL | 0.2 | mm |
| MIN. CLEARANCE: | ___ MIL | 0.2 | mm |
| MIN. VIA HOLE SIZE: | ___ MIL | 0.2 | mm |
| MIN. ANNULAR RING: | ___ MIL | 0.2 | mm |

MATERIAL:
[X] FR4 [ ] FR4 High Tg [ ] OTHER _____
THICKNESS: [X] 59 MIL (1.6 mm) +/-10% [ ] OTHER _____
TOLERANCE: [X] ANSI IPC-6012 TYPE 3 CLASS 2
[ ] OTHER +/- _____
BOW & TWIST: [X] ANSI IPC-6012 TYPE 3 CLASS 2
[ ] OTHER +/- _____

DRILLING:
REFERENCE: [X] AS SHOWN [X] NC_DRILL FILES
PTH MIN COPPER THICKNESS: [X] 1MIL [ ] OTHER _____

BOARD FINISH:
SILKSCREEN: [X] TOP [X] BOTTOM
SILKSCREEN COLOR: [X] WHITE [ ] OTHER _____
SOLDER RESIST COLOR:
[ ] GREEN [ ] BLACK [X] OTHER BLUE

SURFACE FINISH: [X] IMMERSION GOLD (ENIG) [ ] ENEPIG
[ ] IMM. TIN/SILVER OR EQUIV [ ] OTHER _____

ARRAY/PANEL: [ ] CUT AND TRIM PER MECH LAYER 1
[ ] N.C. ROUTE [ ] V. SCORE

CERTIFICATION: MATERIALS AND WORKMANSHIP FOR ALL PCBS TO MEET OR EXCEED THE REQUIREMENTS OF:
[X] ANSI IPC-A-600F CLASS -> [ ] 1 [X] 2 [ ] 3
[X] UL 94V-0 [X] RoHS [ ] OTHER _____

ADDITIONAL REQUIREMENTS:
BARE BOARD ELEC. TEST: [ ] NONE [X] REQUIRED [ ] PER ORDER
MANUFACTURER'S UL: [ ] RAIL [ ] METAL [X] SILK

| | | | |
|---|---|---|---|
| PROJECT TITLE: KIT_PSC3_PFC1 | | VERSION: 2.0 | DATE: 2/13/2026 |
| DESIGNED BY: EDM | CONTACT PERSONS: Milan Marjanovic E-mail: milan@electronicdesign-marjanovic.com; Person 2 E-mail:; Person 3 E-mail: | | |
| ENGINEER: Milan Marjanovic | | | |
| FILE NAME: KIT_PSC3_PFC1.PcbDoc | | ALTIUM VERSION: 22.2.1.43 | SCALE: 10mm 400mil |

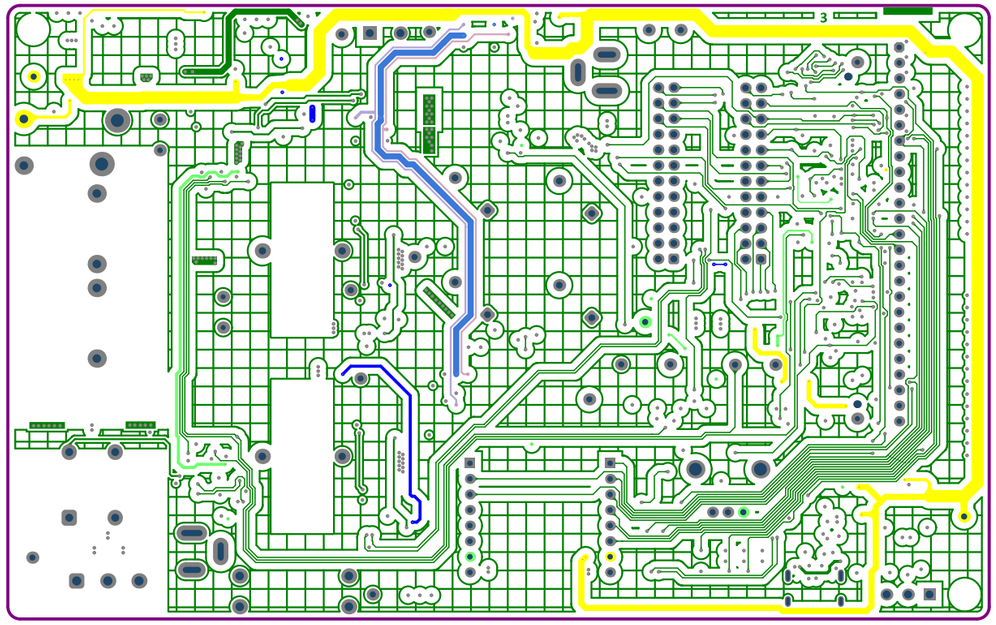

**FABRICATION NOTES:**

1. DO NOT clear silkscreen from tented vias.
2. Vendor ID, UL rating, date code and/or lot number can appear on bottom side silk.

| DESIGN INFORMATION | | | |
|---|---|---|---|
| MIN. TRACK WIDTH: | ___ MIL | 0.2 | mm |
| MIN. CLEARANCE: | ___ MIL | 0.2 | mm |
| MIN. VIA HOLE SIZE: | ___ MIL | 0.2 | mm |
| MIN. ANNULAR RING: | ___ MIL | 0.2 | mm |

MATERIAL:
[X] FR4 [ ] FR4 High Tg [ ] OTHER _____
THICKNESS: [X] 59 MIL (1.6 mm) +/-10% [ ] OTHER _____
TOLERANCE: [X] ANSI IPC-6012 TYPE 3 CLASS 2
[ ] OTHER +/- _____
BOW & TWIST: [X] ANSI IPC-6012 TYPE 3 CLASS 2
[ ] OTHER +/- _____

DRILLING:
REFERENCE: [X] AS SHOWN [X] NC_DRILL FILES
PTH MIN COPPER THICKNESS: [X] 1MIL [ ] OTHER _____

BOARD FINISH:
SILKSCREEN: [X] TOP [X] BOTTOM
SILKSCREEN COLOR: [X] WHITE [ ] OTHER _____
SOLDER RESIST COLOR:
[ ] GREEN [ ] BLACK [X] OTHER BLUE

SURFACE FINISH: [X] IMMERSION GOLD (ENIG) [ ] ENEPIG
[ ] IMM. TIN/SILVER OR EQUIV [ ] OTHER _____

ARRAY/PANEL: [ ] CUT AND TRIM PER MECH LAYER 1
[ ] N.C. ROUTE [ ] V. SCORE

CERTIFICATION: MATERIALS AND WORKMANSHIP FOR ALL PCBS TO MEET OR EXCEED THE REQUIREMENTS OF:
[X] ANSI IPC-A-600F CLASS -> [ ] 1 [X] 2 [ ] 3
[X] UL 94V-0 [X] RoHS [ ] OTHER _____

ADDITIONAL REQUIREMENTS:
BARE BOARD ELEC. TEST: [ ] NONE [X] REQUIRED [ ] PER ORDER
MANUFACTURER'S UL: [ ] RAIL [ ] METAL [X] SILK

| | | | |
|---|---|---|---|
| PROJECT TITLE: KIT_PSC3_PFC1 | | VERSION: 2.0 | DATE: 2/13/2026 |
| DESIGNED BY: EDM | CONTACT PERSONS: Milan Marjanovic E-mail: milan@electronicdesign-marjanovic.com | | |
| ENGINEER: Milan Marjanovic | Person 2 E-mail: | | |
| | Person 3 E-mail: | | |
| FILE NAME: KIT_PSC3_PFC1.PcbDoc | | ALTIUM VERSION: 22.2.1.43 | SCALE: 10mm 400mil |

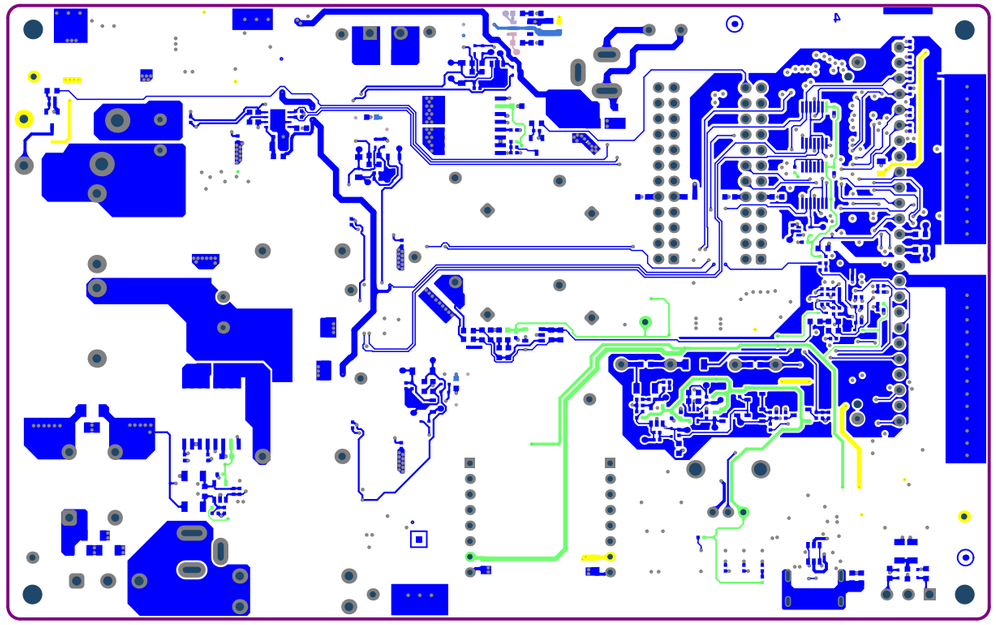

**FABRICATION NOTES:**

1. DO NOT clear silkscreen from tented vias.
2. Vendor ID, UL rating, date code and/or lot number can appear on bottom side silk.

| DESIGN INFORMATION | | | |
|---|---|---|---|
| MIN. TRACK WIDTH: | ___ MIL | 0.2 | mm |
| MIN. CLEARANCE: | ___ MIL | 0.2 | mm |
| MIN. VIA HOLE SIZE: | ___ MIL | 0.2 | mm |
| MIN. ANNULAR RING: | ___ MIL | 0.2 | mm |

MATERIAL:
[X] FR4 [ ] FR4 High Tg [ ] OTHER _____
THICKNESS: [X] 59 MIL (1.6 mm) +/-10% [ ] OTHER _____
TOLERANCE: [X] ANSI IPC-6012 TYPE 3 CLASS 2
[ ] OTHER +/- _____
BOW & TWIST: [X] ANSI IPC-6012 TYPE 3 CLASS 2
[ ] OTHER +/- _____
DRILLING:
REFERENCE: [X] AS SHOWN [X] NC_DRILL FILES
PTH MIN COPPER THICKNESS: [X] 1MIL [ ] OTHER _____
BOARD FINISH:
SILKSCREEN: [X] TOP [X] BOTTOM
SILKSCREEN COLOR: [X] WHITE [ ] OTHER _____
SOLDER RESIST COLOR:
[ ] GREEN [ ] BLACK [X] OTHER BLUE
SURFACE FINISH: [X] IMMERSION GOLD (ENIG) [ ] ENEPIG
[ ] IMM. TIN/SILVER OR EQUIV [ ] OTHER _____
ARRAY/PANEL: [ ] CUT AND TRIM PER MECH LAYER 1
[ ] N.C. ROUTE [ ] V. SCORE
CERTIFICATION: MATERIALS AND WORKMANSHIP FOR ALL PCBS TO MEET OR EXCEED THE REQUIREMENTS OF:
[X] ANSI IPC-A-600F CLASS -> [ ] 1 [X] 2 [ ] 3
[X] UL 94V-0 [X] RoHS [ ] OTHER _____
ADDITIONAL REQUIREMENTS:
BARE BOARD ELEC. TEST: [ ] NONE [X] REQUIRED [ ] PER ORDER
MANUFACTURER'S UL: [ ] RAIL [ ] METAL [X] SILK

| | | | |
|---|---|---|---|
| PROJECT TITLE: KIT_PSC3_PFC1 | | VERSION: 2.0 | DATE: 2/13/2026 |
| DESIGNED BY: EDM | CONTACT PERSONS: Milan Marjanovic E-mail: milan@electronicdesign-marjanovic.com | | |
| ENGINEER: Milan Marjanovic | Person 2 E-mail: | | |
| | Person 3 E-mail: | | |
| FILE NAME: KIT_PSC3_PFC1.PcbDoc | | ALTIUM VERSION: 22.2.1.43 | SCALE: 10mm 400mil |

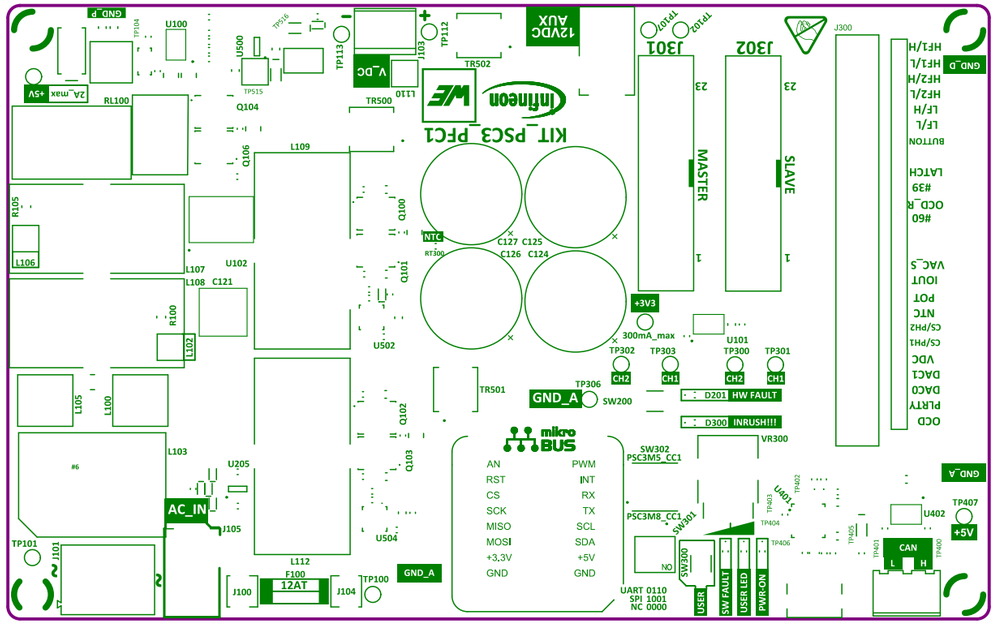


**FABRICATION NOTES:**

1. DO NOT clear silkscreen from tented vias.
2. Vendor ID, UL rating, date code and/or lot number can appear on bottom side silk.

| DESIGN INFORMATION | | | |
|---|---|---|---|
| MIN. TRACK WIDTH: | ___ MIL | 0.2 | mm |
| MIN. CLEARANCE: | ___ MIL | 0.2 | mm |
| MIN. VIA HOLE SIZE: | ___ MIL | 0.2 | mm |
| MIN. ANNULAR RING: | ___ MIL | 0.2 | mm |

MATERIAL:
[X] FR4 [ ] FR4 High Tg [ ] OTHER ____
THICKNESS: [X] 59 MIL (1.6 mm) +/-10% [ ] OTHER ____
TOLERANCE: [X] ANSI IPC-6012 TYPE 3 CLASS 2
[ ] OTHER +/- ____
BOW & TWIST: [X] ANSI IPC-6012 TYPE 3 CLASS 2
[ ] OTHER +/- ____

DRILLING:
REFERENCE: [X] AS SHOWN [X] NC_DRILL FILES
PTH MIN COPPER THICKNESS: [X] 1MIL [ ] OTHER ____

BOARD FINISH:
SILKSCREEN: [X] TOP [X] BOTTOM
SILKSCREEN COLOR: [X] WHITE [ ] OTHER ____
SOLDER RESIST COLOR:
[ ] GREEN [ ] BLACK [X] OTHER BLUE

SURFACE FINISH: [X] IMMERSION GOLD (ENIG) [ ] ENEPIG
[ ] IMM. TIN/SILVER OR EQUIV [ ] OTHER ____

ARRAY/PANEL: [ ] CUT AND TRIM PER MECH LAYER 1
[ ] N.C. ROUTE [ ] V. SCORE

CERTIFICATION: MATERIALS AND WORKMANSHIP FOR ALL PCBS TO MEET OR EXCEED THE REQUIREMENTS OF:
[X] ANSI IPC-A-600F CLASS -> [ ] 1 [X] 2 [ ] 3
[X] UL 94V-0 [X] RoHS [ ] OTHER ____

ADDITIONAL REQUIREMENTS:
BARE BOARD ELEC. TEST: [ ] NONE [X] REQUIRED [ ] PER ORDER
MANUFACTURER'S UL: [ ] RAIL [ ] METAL [X] SILK

| | | | |
|---|---|---|---|
| PROJECT TITLE: KIT_PSC3_PFC1 | | VERSION: 2.0 | DATE: 2/13/2026 |
| DESIGNED BY: EDM | CONTACT PERSONS: Milan Marjanovic E-mail: milan@electronicdesign-marjanovic.com; Person 2 E-mail:; Person 3 E-mail: | | |
| ENGINEER: Milan Marjanovic | | | |
| FILE NAME: KIT_PSC3_PFC1.PcbDoc | | ALTIUM VERSION: 22.2.1.43 | SCALE: 10mm 400mil |

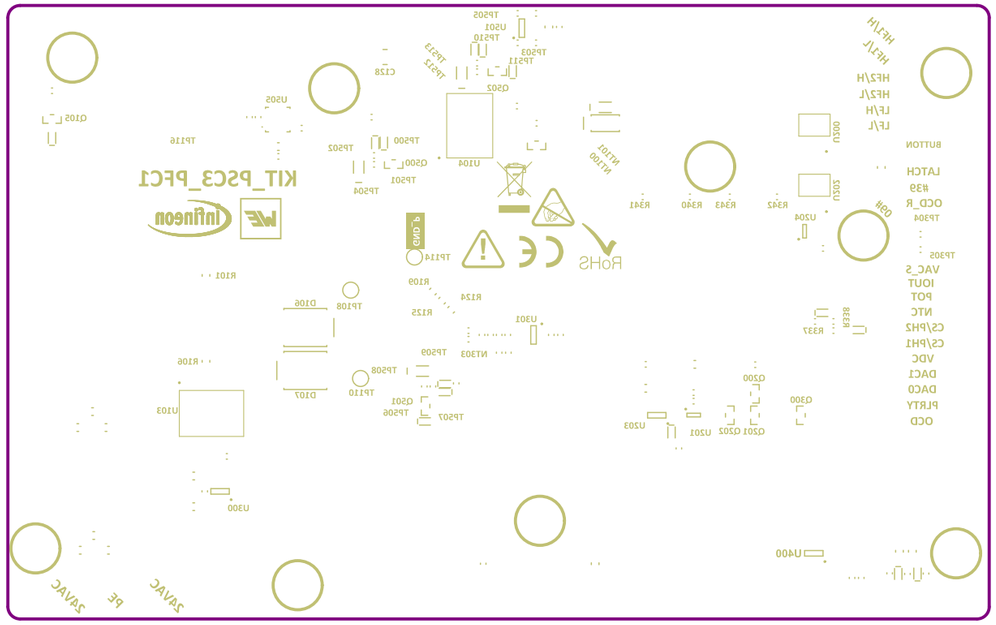


**FABRICATION NOTES:**

1. DO NOT clear silkscreen from tented vias.
2. Vendor ID, UL rating, date code and/or lot number can appear on bottom side silk.

| DESIGN INFORMATION | | | |
|---|---|---|---|
| MIN. TRACK WIDTH: | ___ MIL | 0.2 | mm |
| MIN. CLEARANCE: | ___ MIL | 0.2 | mm |
| MIN. VIA HOLE SIZE: | ___ MIL | 0.2 | mm |
| MIN. ANNULAR RING: | ___ MIL | 0.2 | mm |

MATERIAL:
[X] FR4 [ ] FR4 High Tg [ ] OTHER _____
THICKNESS: [X] 59 MIL (1.6 mm) +/-10% [ ] OTHER _____
TOLERANCE: [X] ANSI IPC-6012 TYPE 3 CLASS 2
[ ] OTHER +/- _____
BOW & TWIST: [X] ANSI IPC-6012 TYPE 3 CLASS 2
[ ] OTHER +/- _____

DRILLING:
REFERENCE: [X] AS SHOWN [X] NC_DRILL FILES
PTH MIN COPPER THICKNESS: [X] 1MIL [ ] OTHER _____

BOARD FINISH:
SILKSCREEN: [X] TOP [X] BOTTOM
SILKSCREEN COLOR: [X] WHITE [ ] OTHER _____
SOLDER RESIST COLOR:
[ ] GREEN [ ] BLACK [X] OTHER BLUE

SURFACE FINISH: [X] IMMERSION GOLD (ENIG) [ ] ENEPIG
[ ] IMM. TIN/SILVER OR EQUIV [ ] OTHER _____

ARRAY/PANEL: [ ] CUT AND TRIM PER MECH LAYER 1
[ ] N.C. ROUTE [ ] V. SCORE

CERTIFICATION: MATERIALS AND WORKMANSHIP FOR ALL PCBS TO MEET OR EXCEED THE REQUIREMENTS OF:
[X] ANSI IPC-A-600F CLASS -> [ ] 1 [X] 2 [ ] 3
[X] UL 94V-0 [X] RoHS [ ] OTHER _____

ADDITIONAL REQUIREMENTS:
BARE BOARD ELEC. TEST: [ ] NONE [X] REQUIRED [ ] PER ORDER
MANUFACTURER'S UL: [ ] RAIL [ ] METAL [X] SILK

| | | | |
|---|---|---|---|
| PROJECT TITLE: KIT_PSC3_PFC1 | | VERSION: 2.0 | DATE: 2/13/2026 |
| DESIGNED BY: EDM | CONTACT PERSONS: Milan Marjanovic E-mail: milan@electronicdesign-marjanovic.com | | |
| ENGINEER: Milan Marjanovic | Person 2 E-mail: | | |
| | Person 3 E-mail: | | |
| FILE NAME: KIT_PSC3_PFC1.PcbDoc | | ALTIUM VERSION: 22.2.1.43 | SCALE: 10mm 400mil |

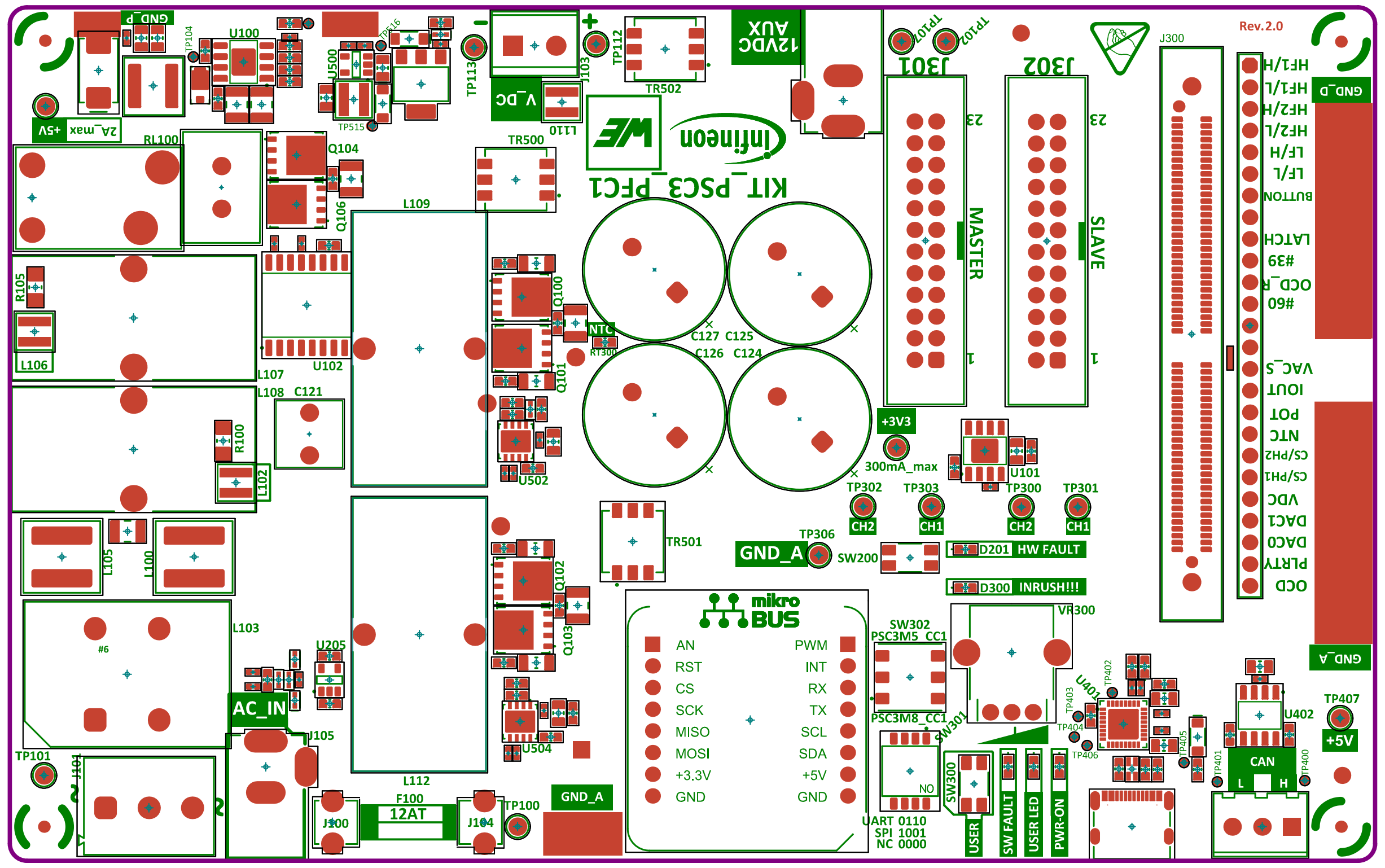


**FABRICATION NOTES:**

1. DO NOT clear silkscreen from tented vias.
2. Vendor ID, UL rating, date code and/or lot number can appear on bottom side silk.

## DESIGN INFORMATION

MIN. TRACK WIDTH: ____ MIL 0.2 mm
MIN. CLEARANCE: ____ MIL 0.2 mm
MIN. VIA HOLE SIZE: ____ MIL 0.2 mm
MIN. ANNULAR RING: ____ MIL 0.2 mm

MATERIAL:
[X] FR4 [ ] FR4 High Tg [ ] OTHER ____
THICKNESS: [X] 59 MIL (1.6 mm) +/−10% [ ] OTHER ____
TOLERANCE: [X] ANSI IPC−6012 TYPE 3 CLASS 2
[ ] OTHER +/− ____
BOW & TWIST: [X] ANSI IPC−6012 TYPE 3 CLASS 2
[ ] OTHER +/− ____

DRILLING:
REFERENCE: [X] AS SHOWN [X] NC_DRILL FILES
PTH MIN COPPER THICKNESS: [X] 1MIL [ ] OTHER ____

BOARD FINISH:
SILKSCREEN: [X] TOP [X] BOTTOM
SILKSCREEN COLOR: [X] WHITE [ ] OTHER ____
SOLDER RESIST COLOR:
[ ] GREEN [ ] BLACK [X] OTHER BLUE
SURFACE FINISH: [X] IMMERSION GOLD (ENIG) [ ] ENEPIG
[ ] IMM. TIN/SILVER OR EQUIV [ ] OTHER ____
ARRAY/PANEL: [ ] CUT AND TRIM PER MECH LAYER 1
[ ] N.C. ROUTE [ ] V. SCORE
CERTIFICATION: MATERIALS AND WORKMANSHIP FOR ALL PCBS TO MEET OR EXCEED THE REQUIREMENTS OF:
[X] ANSI IPC−A−600F CLASS −> [ ] 1 [X] 2 [ ] 3
[X] UL 94V−0 [X] RoHS [ ] OTHER ____

ADDITIONAL REQUIREMENTS:
BARE BOARD ELEC. TEST: [ ] NONE [X] REQUIRED [ ] PER ORDER
MANUFACTURER'S UL: [ ] RAIL [ ] METAL [X] SILK

infineon

PROJECT TITLE: **KIT_PSC3_PFC1**
VERSION: **2.0**
DATE: **2/13/2026**

DESIGNED BY: **EDM**
ENGINEER: **Milan Marjanovic**

CONTACT PERSONS:


Milan Marjanovic E-mail: milan@electronicdesign-marjanovic.com
Person 2 E-mail:
Person 3 E-mail:


FILE NAME: **KIT_PSC3_PFC1.PcbDoc**
ALTIUM VERSION: **22.2.1.43**
SCALE: 10mm / 400mil

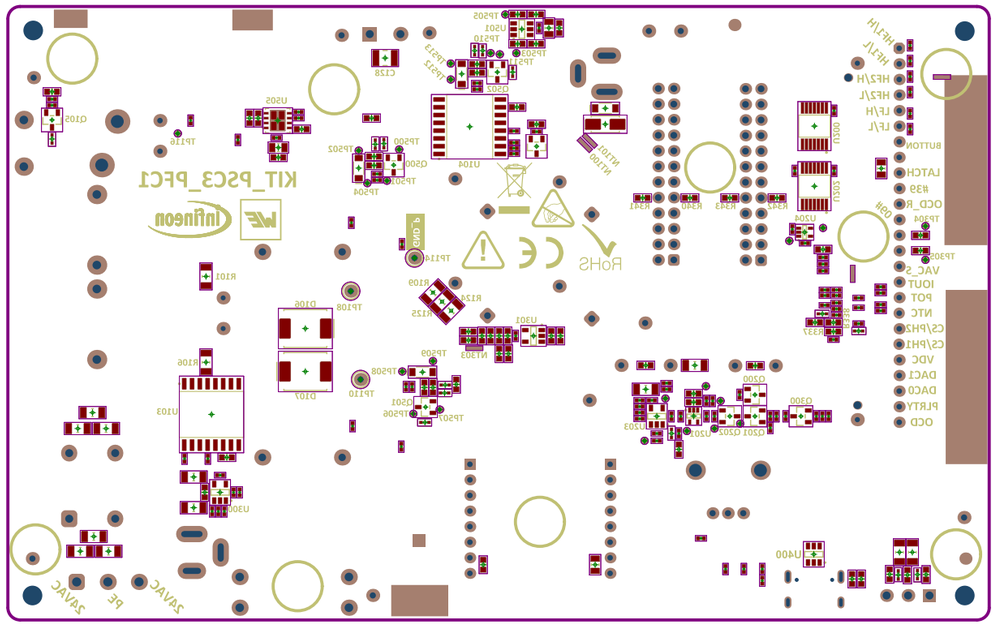


**FABRICATION NOTES:**

1. DO NOT clear silkscreen from tented vias.
2. Vendor ID, UL rating, date code and/or lot number can appear on bottom side silk.

| DESIGN INFORMATION | | | |
|---|---|---|---|
| MIN. TRACK WIDTH: | ___ MIL | 0.2 | mm |
| MIN. CLEARANCE: | ___ MIL | 0.2 | mm |
| MIN. VIA HOLE SIZE: | ___ MIL | 0.2 | mm |
| MIN. ANNULAR RING: | ___ MIL | 0.2 | mm |

MATERIAL:
[X] FR4 [ ] FR4 High Tg [ ] OTHER _____
THICKNESS: [X] 59 MIL (1.6 mm) +/-10% [ ] OTHER _____
TOLERANCE: [X] ANSI IPC-6012 TYPE 3 CLASS 2
[ ] OTHER +/- _____
BOW & TWIST: [X] ANSI IPC-6012 TYPE 3 CLASS 2
[ ] OTHER +/- _____
DRILLING:
REFERENCE: [X] AS SHOWN [X] NC_DRILL FILES
PTH MIN COPPER THICKNESS: [X] 1MIL [ ] OTHER _____
BOARD FINISH:
SILKSCREEN: [X] TOP [X] BOTTOM
SILKSCREEN COLOR: [X] WHITE [ ] OTHER _____
SOLDER RESIST COLOR:
[ ] GREEN [ ] BLACK [X] OTHER BLUE
SURFACE FINISH: [X] IMMERSION GOLD (ENIG) [ ] ENEPIG
[ ] IMM. TIN/SILVER OR EQUIV [ ] OTHER _____
ARRAY/PANEL: [ ] CUT AND TRIM PER MECH LAYER 1
[ ] N.C. ROUTE [ ] V. SCORE
CERTIFICATION: MATERIALS AND WORKMANSHIP FOR ALL PCBS TO MEET OR EXCEED THE REQUIREMENTS OF:
[X] ANSI IPC-A-600F CLASS -> [ ] 1 [X] 2 [ ] 3
[X] UL 94V-0 [X] RoHS [ ] OTHER _____
ADDITIONAL REQUIREMENTS:
BARE BOARD ELEC. TEST: [ ] NONE [X] REQUIRED [ ] PER ORDER
MANUFACTURER'S UL: [ ] RAIL [ ] METAL [X] SILK

| | | | |
|---|---|---|---|
| PROJECT TITLE: KIT_PSC3_PFC1 | | VERSION: 2.0 | DATE: 2/13/2026 |
| DESIGNED BY: EDM | CONTACT PERSONS: Milan Marjanovic E-mail: milan@electronicdesign-marjanovic.com; Person 2 E-mail:; Person 3 E-mail: | | |
| ENGINEER: Milan Marjanovic | | | |
| FILE NAME: KIT_PSC3_PFC1.PcbDoc | | ALTIUM VERSION: 22.2.1.43 | SCALE: 10mm 400mil |