REVISIONS			
REV	DESCRIPTION	DATE	APPROVED
2	ALPHA RELEASE	10/7/08	LKO
3	ALPHA 2 RELEASE	11/12/08	DFK
3.3	ALPHA 3 RELEASE	2/13/09	DFK
4	BETA 2 RELEASE	04/02/09	DFK
**	PRODUCTION RELEASE	07/22/09	DFK

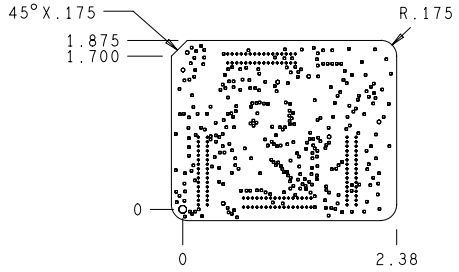

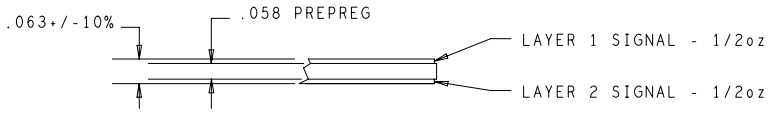

DRILL CHART: TOP to BOTTOM				
ALL UNITS ARE IN MILS				
FIGURE	SIZE	TOLERANCE	PLATED	QTY
▫	10.0	+3.0/-10.0	PLATED	299
▪	28.0	+3.0/-3.0	PLATED	128
○	43.0	+3.0/-3.0	PLATED	7
○	85.0	+3.0/-3.0	NON-PLATED	1

NOTES:(UNLESS OTHERWISE SPECIFIED)

1. RoHS COMPLIANT CERTIFICATION OR MATERIAL DECLARATION REQUIRED
2. MATERIAL:
   A. IS410 OR EQUIVALENT. MATERIAL MUST CONFORM TO UL94V-0.
   B. USE HTE COPPER 1 oz. EXTERNAL LAYERS AND 1 oz. COPPER FOR INTERNAL LAYERS WHEN APPLICABLE.
   C. OVERALL METAL TO METAL THICKNESS AS SPECIFIED IN THE CROSS SECTION
3. DRILLING:
   A. DIAMETERS IN DRILL TABLE ARE FINISHED HOLE SIZES +/-.003 TOL. UNLESS OTHERWISE SPECIFIED IN DRILL TABLE.
   B. TEARDROP ALLOWED ON ENTRY OF VIA ON EVERY TRACE LAYER.
4. PLATING:
   COPPER PLATING IN THRU-HOLES .001 min.
5. MARKING:
   A. SILKSCREEN IN WHITE NON-CONDUCTIVE EPOXY INK ON PRIMARY SIDE OF THE BOARD OR BOTH SIDES IF APPLICABLE.
   B. FABRICATOR TO ETCH DATE CODE AND LOGO ON SECONDARY SIDE.
6. FINAL FABRICATION:
   A. SOLDRMASK PRIMARY AND SECONDARY SIDE OF BOARD USING LIQUID PHOTOIMAGABLE MASK MATERIAL OVER BARE COPPER. PER IPC-SM-840. MASK ARTWORKS PROVIDED ARE 1:1. SOLDERMASK COLOR **GREEN**
7. FINISH:
   A. SHALL BE ELECTROLYTIC NICKEL/GOLD. ELECTROLESS NIKEL / IMMERSION GOLD. (ENIG)
   B. NICKEL THICKNESS: 100-200 MICROINCHES.
   C. GOLD THICKNESS: 3-10 MICROINCHES.
8. BOARDS SHALL BE PURCHASED FROM UL RECOGNIZED VENDORS ONLY AND SHALL BE MARKED IN COPPER ON SECONDARY SIDE OF BOARD WITH VENDORS UL IDENT. FLAMABILITY RATING (94-V0), DATE CODE (WWYY), AND RoHS COMPILANT SYMBOL.
9. MANUFACTURE BOARD TO BE IN ACCORDANCE WITH PERFORMANCE STANDARD IPC-6011/6012 CLASS 2 BOARD TO BE INSPECTED PER IPC-600-A CLASS 2.
10. MAXIMUM WRAP OR TWIST SHALL NOT EXCEED .010 in/in.

UNLESS OTHERWISE SPECIFIED	SIGNATURES	DATE
DIMENSIONS ARE IN INCHES	DRAWN DFK	2/13/09
TOLERANCES ON; ANGLES +/- 2°	CHECKED DFK	2/13/09
2 PL DECIMALS +/- .010	ENGRG LKO	10/27/08
3 PL DECIMALS +/- .005	ISSUED	
THIRD ANGLE PROJECTIONS		

CYPRESS PROPRIETARY
THIS DOCUMENT CONTAINS CONFIDENTAL, PROPRIETARY INFORMATION THAT IS CYPRESS SEMICONDUCTOR PROPERTY. DO NOT DISCLOSE TO OR DUPLICATE FOR OTHERS EXCEPT AS AUTHORIZED BY CYPRESS.

CYPRESS SEMICONDUCTOR
10147 W. Emerald St. Suite 100
Boise, ID 83704
(208) 489-9303

FABRICATION DRAWING CY8C38 FAMILY PROCESSOR MODULE

SIZE	FSCM NO	DWG NO	REV
C		PDCR-9494	**

SCALE: 1/1 SHEET: 1 OF 1

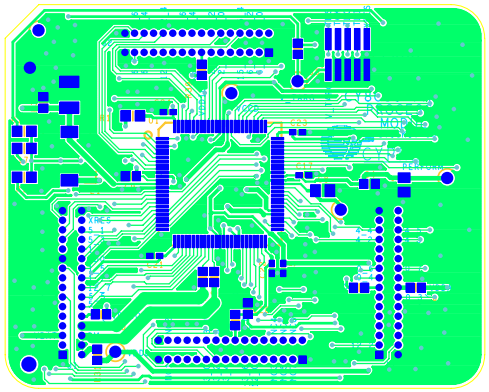

PDCR-9494 REV ** PRIMARY SIDE

PDCR-9494 REV ** PRIMARY SILKSCREEN

PDCR-9494 REV ** SECONDARY SIDE

PDCR-9494 REV ** SECONDARY SILKSCREEN