REVISIONS			
REV	DESCRIPTION	DATE	APPROVED
**	RELEASE FOR MANUFACTURING.	04/07/06	SYK



DRILL CHART				
ALL UNITS ARE IN MILS				
FIGURE	SIZE	TOLERANCE	PLATED	QTY
·	8.0	0.003	PLATED	24
·	10.0	0.003	PLATED	256
·	31.0	0.003	PLATED	4
•	31.0	0.003	PLATED	32
·	37.0	0.003	PLATED	11
◦	40.0	0.003	PLATED	13
•	40.0	0.003	PLATED	68
▪	43.0	0.003	PLATED	174
◇	94.0	0.003	PLATED	2
◯	125.0	0.003	PLATED	2
+	125.0	0.003	NON-PLATED	4

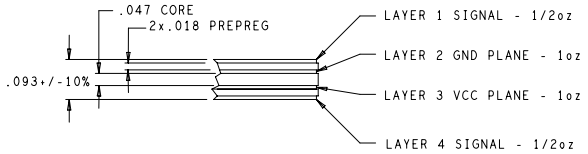

NOTES:UNLESS OTHERWISE SPECIFIED

1. RoHS COMPLIANT
2. MATERIAL:
   A. NELCO 4000-11 OR IS4120. MATERIAL MUST CONFORM TO UL94V-0.
   B. USE HTE COPPER 1/2 oz. COPPER FOIL EXTERNAL LAYERS AND 1 oz. COPPER FOIL FOR INTERNAL LAYERS UNLESS OTHERWISE SPECIFIED IN STACK VIEW.
   C. OVERALL METAL TO METAL THICKNESS .093 +/- 10%
3. DRILLING:
   A. DIAMETERS IN DRILL TABLE ARE FINISHED HOLE SIZES +/- .003. UNLESS OTHERWISE SPECIFIED IN DRILL TABLE.
   B. TEARDROP ALLOWED ON ENTRY OF VIA ON EVERY TRACE LAYER.
4. PLATING:
   A. COPPER PLATING IN THRU-HOLES .001 min.
5. MARKING:
   A. SILKSCREEN IN WHITE NON-CONDUCTIVE EPOXY INK ON PRIMARYSIDE OF THE BOARD OR BOTH SIDES IF APPLICABLE.
   B. FABRICATIOR TO ETCH DATE CODE AND LOGO ON SECONDARY SIDE.
6. FINAL FABRICATION:
   A. SOLDERMASK PRIMARY AND SECONDARY SIDE OF BOARD USING LIQUID PHOTOIMAGABLE. MASK MATERIAL OVER BARE COPPER PER IPC-SM-840. MASK ARTWORKS PROVIDED ARE 1:1 SOLDERMASK COLOR **GREEN**.
7. FINISH:
   A. SHALL BE ELECTROLYTIC NICKEL/GOLD, ELECTROLESS NICLKEL IMMERSION GOLD(ENIG).
8. BOARDS SHALL BE PURCHASED FROM UL RECOGNIZED VENDORS ONLY AND SHALL BE MARKED IN COPPER ON SEONDARY SIDE OF BOARD WITH VENDORS UL IDENTIFICATION. FLAMABILITY RATING (94-VO). AND DATE CODE (WWYY).
9. MARK BOARDS WITH RoHS COMPLIANCE.
10. MANUFACTURE BOARD TO BE IN ACCORDANCE WITH PERFORMACE STANDARD IPC-6011/6012 CLASS 2 BOARD TO BE INSPECTED PER IPC-600-A CLASS 2.
11. MAXIMUM WRAP OR TWIST SHALL NOT EXCEED .010 in/in.

UNLESS OTHERWISE SPECIFIED	SIGNATURES	DATE
DIMENSIONS ARE IN INCHES	DRAWN ZMK	04/04/06
TOLERANCES ON; ANGLES +/- 2°	CHECKED BKR	04/06/06
2 PL DECIMALS +/- .010	ENGRG SYK	04/06/06
3 PL DECIMALS +/- .005	ISSUED	
THIRD ANGLE PROJECTIONS		

CYPRESS PROPRIETARY
THIS DOCUMENT CONTAINS CONFIDENTAL, PROPRIETARY INFORMATION THAT IS CYPRESS SEMICONDUCTOR PROPERTY. DO NOT DISCLOSE TO OR DUPLICATE FOR OTHERS EXCEPT AS AUTHORIZED BY CYPRESS.

CYPRESS SEMICONDUCTOR
12330 World Trade Drive #200
San Diego, CA 92128
(858) 613-7931

FABRICATION DRAWING FX2LP-18 DVK BOARD

SIZE	FSCM NO	DWG NO	REV
C		PDR-9317	**

SCALE: 1/1 SHEET:

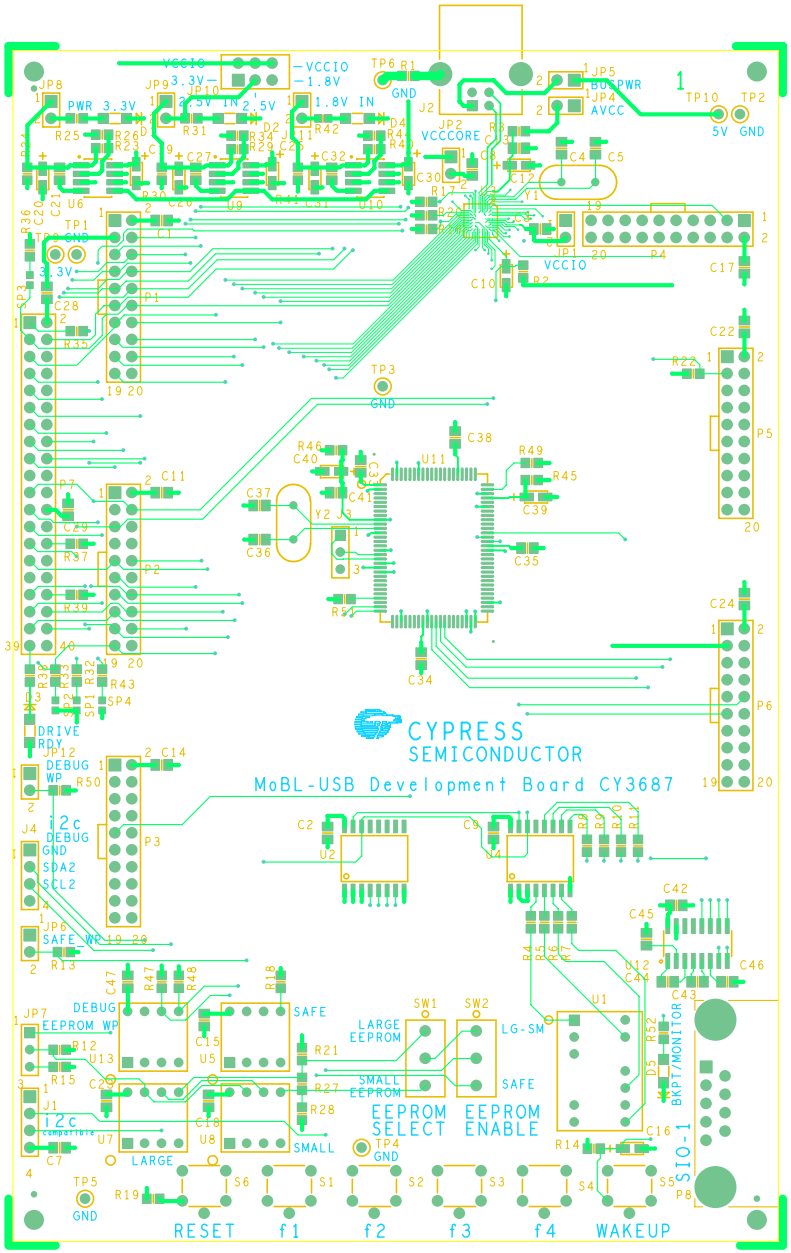

PDR-9317 REV ** PRIMARY SIDE

PDR-9317 REV ** PRIMARY SILKSCREEN



PDR-9317 REV** LAYER 2 GND

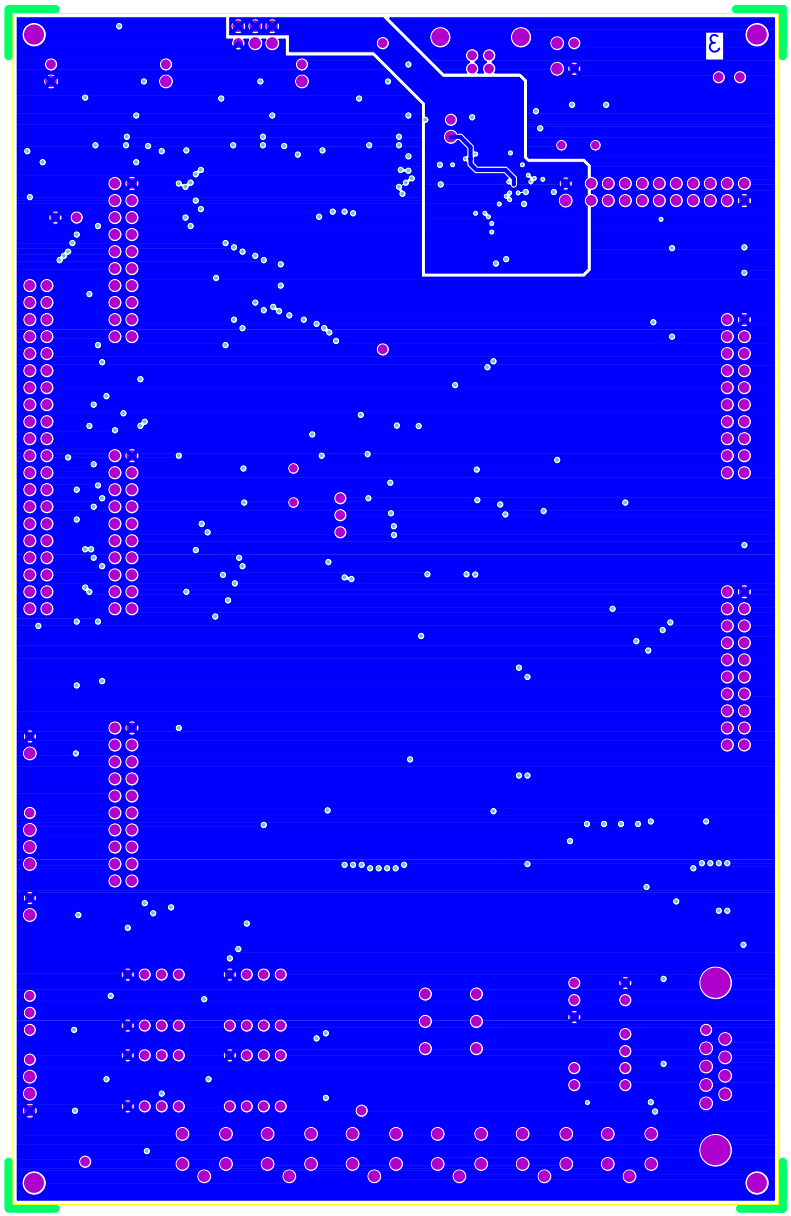

PDR-9317 REV*A LAYER 3 VCC

PDR-9317 REV ** SECONDARY SIDE