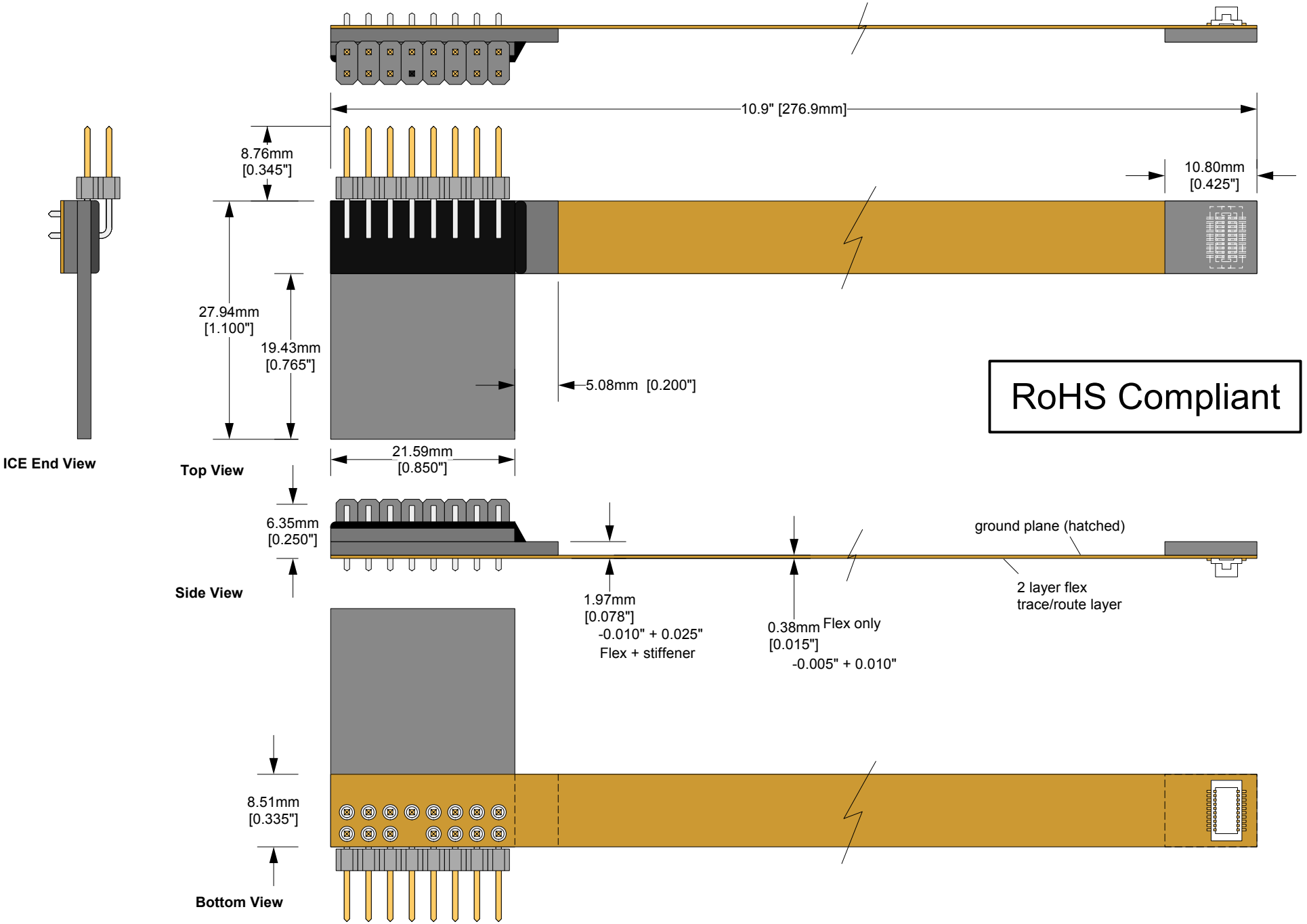


Description: Flex extender
15 position 0.1" header to Hirose connector - DF12A(3.0)-20DS-0.5V(81)

Page: 1 of 3

| XT-PSoC-15-20H-10-01 Drawing | Status: Preliminary | Scale: 1:0.6 | Rev: F |
|---|---|---|---|
| © 2005 IRONWOOD ELECTRONICS, INC.<br>PO BOX21151 ST. PAUL, MN 55121<br>Tele: (651) 452-8100<br>www.ironwoodelectronics.com | Drawing: M. Tully | | Date: 11/8/05 |
| | File: XT-PSoC-15-20H-01-01 Dwg | | Modified: 1/3/06, MT |

Tolerances: diameters ±0.03mm [±0.001"],
PCB perimeters ±0.13mm [±0.005"],
PCB thicknesses ±0.18mm [±0.007"],
pitches (from true position) ±0.08mm [±0.003"],
all other tolerances ±0.13mm [±0.005"]
unless stated otherwise. Materials and
specifications are subject to change without notice.

**PROPRIETARY INFORMATION:**
Information contained in this drawing is confidential. Copying, distributing or use in any matter, other than that specified by IRONWOOD ELECTRONICS, INC., is strictly prohibited and may be unlawful. If you have received this drawing in error, please return to IRONWOOD ELECTRONICS, INC. at the address listed below.

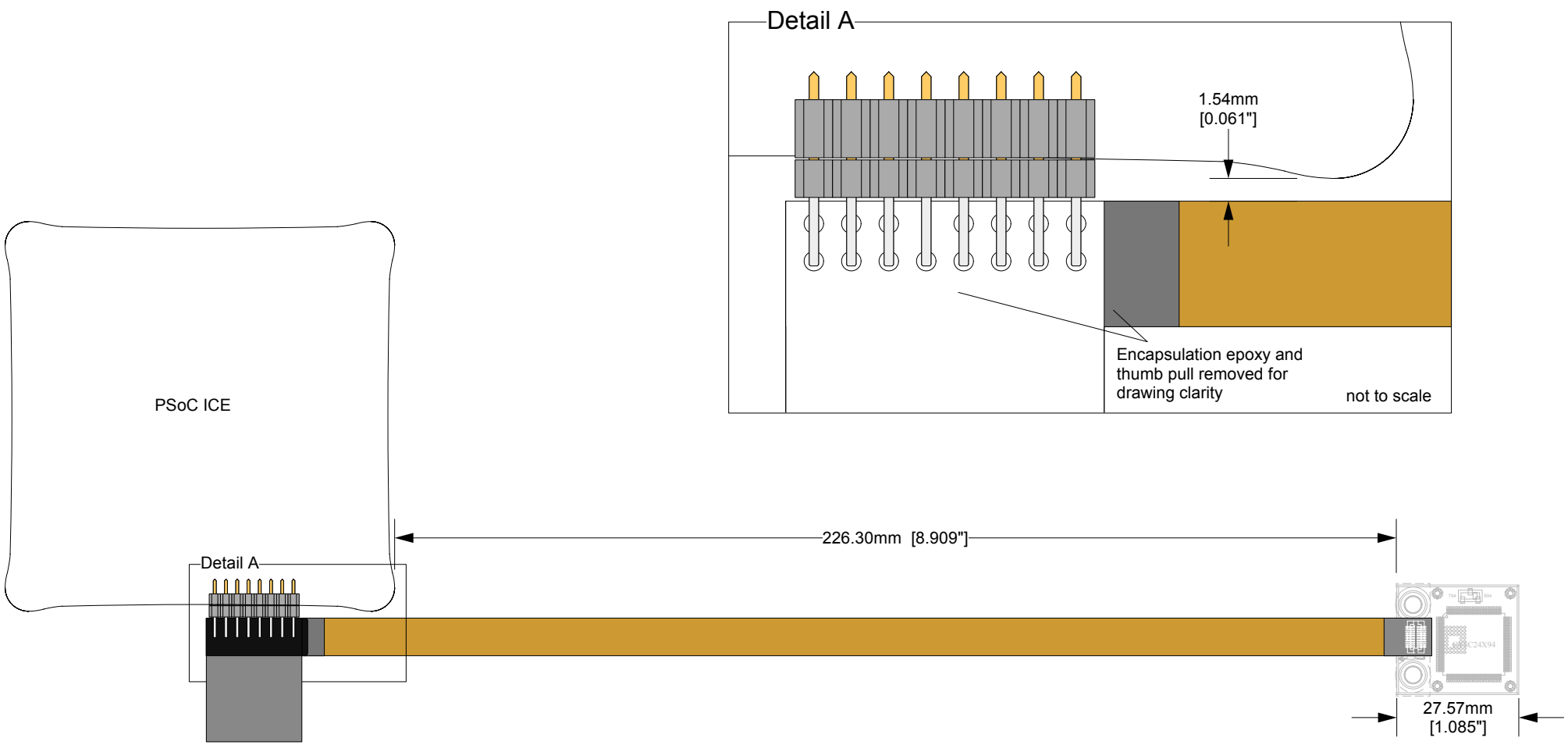


RoHS Compliant

Description: Flex extender
15 position 0.1" header to Hirose connector - DF12A(3.0)-20DS-0.5V(81)



| | | | |
|---|---|---|---|
| **XT-PSoC-15-20H-10-01 Drawing** | Status: Preliminary | Scale: 75% | Rev: F |
| © 2005 IRONWOOD ELECTRONICS, INC.<br>PO BOX21151 ST. PAUL, MN 55121<br>Tele: (651) 452-8100<br>www.ironwoodelectronics.com | Drawing: M. Tully | Date: 11/8/05 | |
| | File: XT-PSoC-15-20H-01-01 Dwg | Modified: 1/3/06, MT | |

Tolerances: diameters ±0.03mm [±0.001"],
PCB perimeters ±0.13mm [±0.005"],
PCB thicknesses ±0.18mm [±0.007"],
pitches (from true position) ±0.08mm [±0.003"],
all other tolerances ±0.13mm [±0.005"]
unless stated otherwise. Materials and specifications are subject to change without notice.

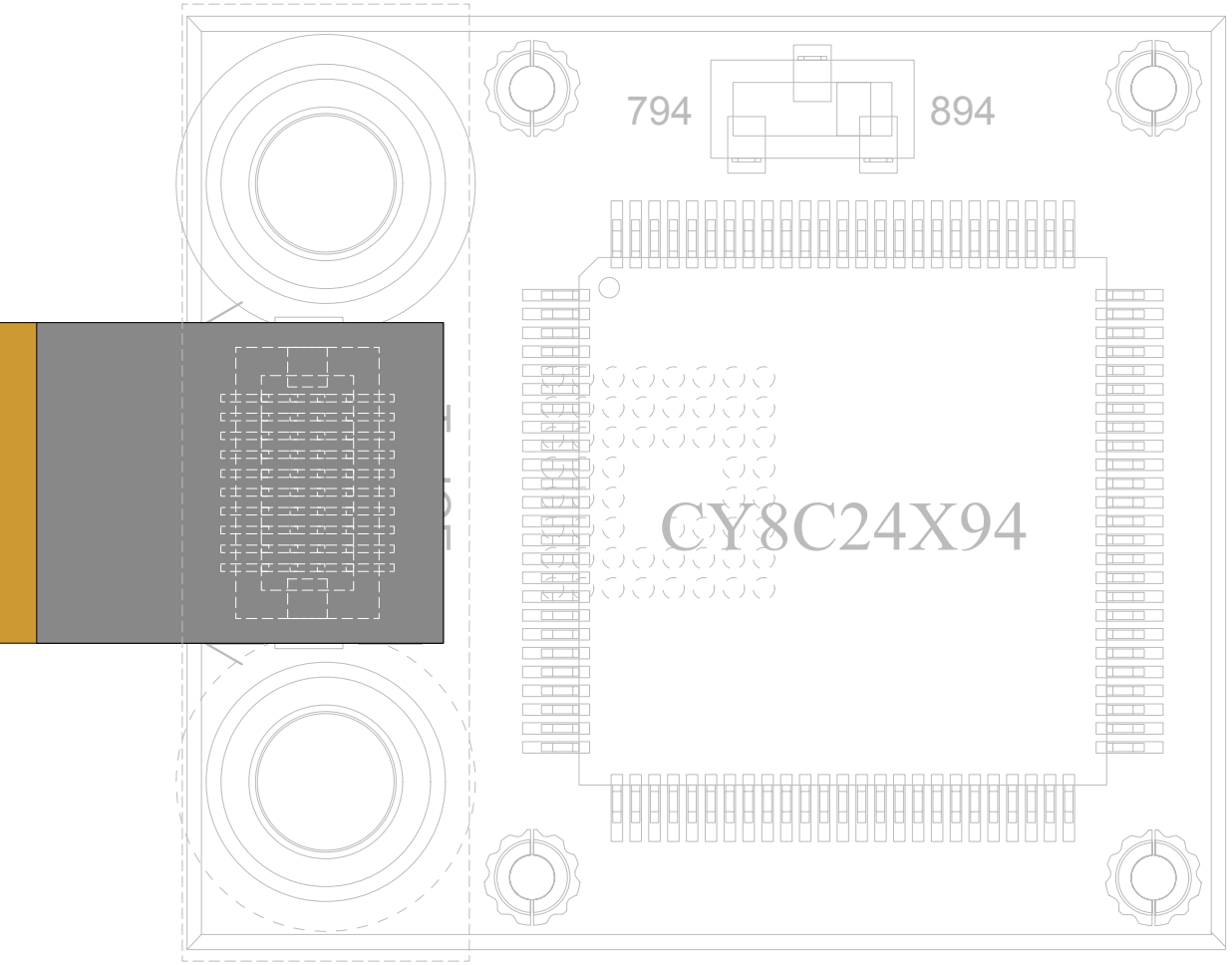


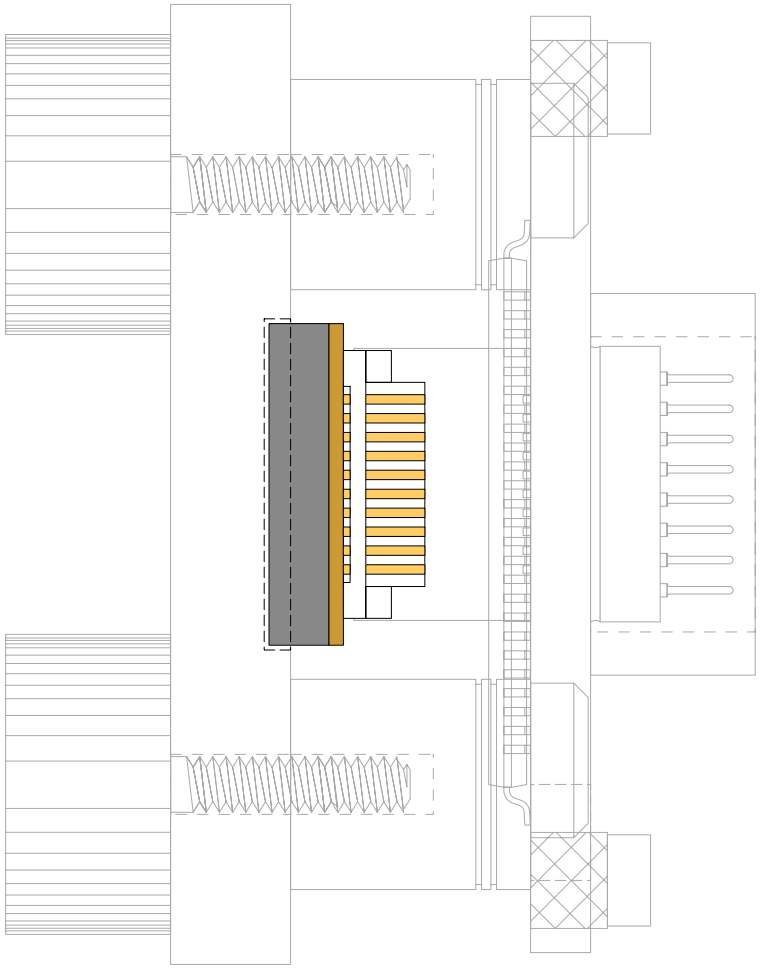

**PSoC POD**



| XT-PSoC-15-20H-10-01 Drawing | Status: Preliminary | Scale: 5:1 | Rev: F |
|---|---|---|---|
| © 2005 IRONWOOD ELECTRONICS, INC.<br>PO BOX21151 ST. PAUL, MN 55121<br>Tele: (651) 452-8100<br>www.ironwoodelectronics.com | Drawing: M. Tully | | Date: 11/8/05 |
| | File: XT-PSoC-15-20H-01-01 Dwg | | Modified: 1/3/06, MT |