PROPRIETARY INFORMATION:
Information contained in this drawing is confidential. Copying, distributing or use in any matter, other than that specified by IRONWOOD ELECTRONICS, INC., is strictly prohibited and may be unlawful. If you have received this drawing in error, please destroy or return to IRONWOOD ELECTRONICS, INC. at the address listed below.

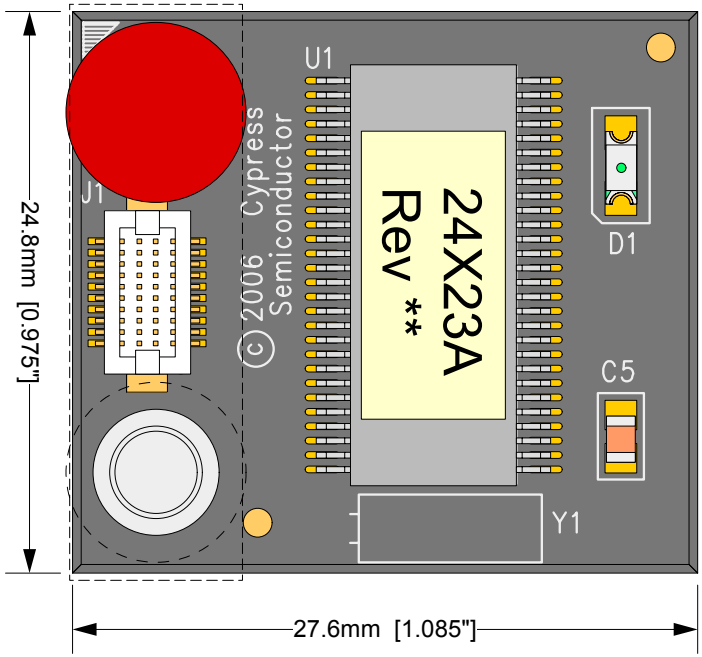

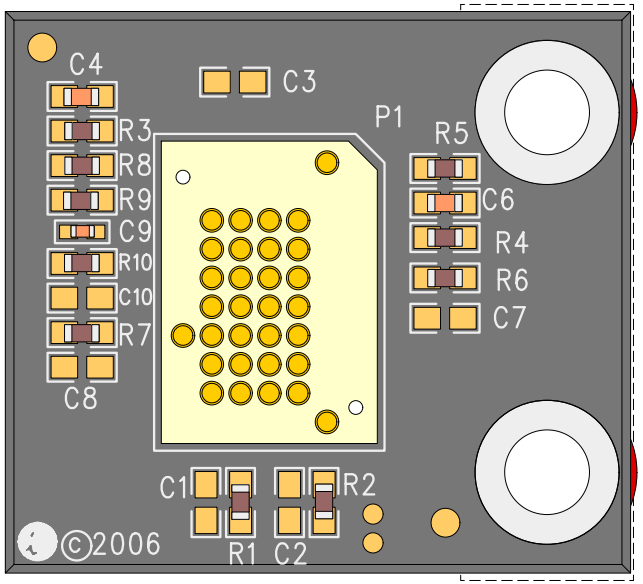

Foot alignment Mask (plugs onto MGA)

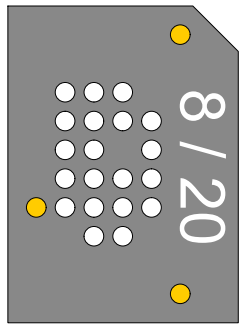

C4253
(for 8 & 20 pin feet)

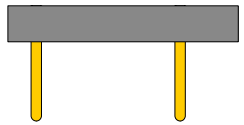

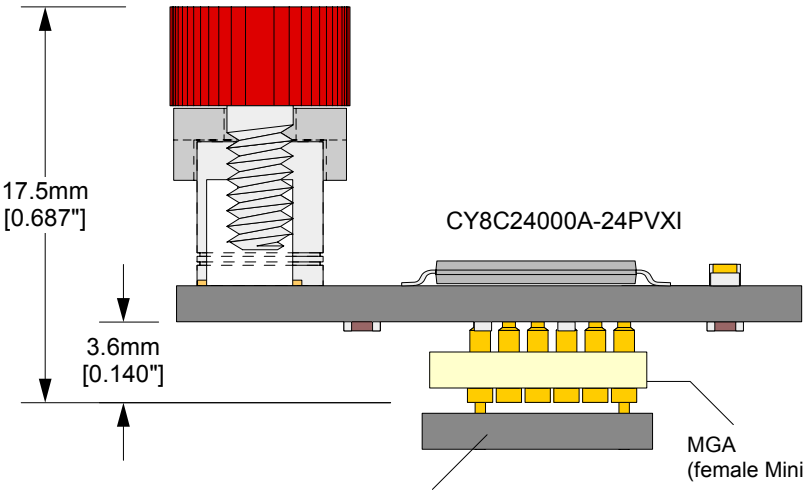

RoHS COMPLIANT

Description: **CY3250-24X23AQFN POD**
SSOP56 OCD (CY8C24000A-24PVX1).
Hirose cable connector with retension mechanism included.
Compatible with:
XT-PSoC-15-20H-10-01 - Flex cable (to ICE cube)
Compatible with the following Non-QFN feet:
C4102 - PDIP8
C5116 - SOIC8
C3845 - SSOP20 foot
C3848 - SOIC20 foot
C4103 - PDIP20 foot
C3846 - SSOP28 foot
C3849 - SOIC28 foot
C4104 - PDIP28 foot

EA-8C24000A-NQ-01 Drawing	Status:	Scale: 3:1	Rev: C
© 2006 IRONWOOD ELECTRONICS, INC. PO BOX21151 ST. PAUL, MN 55121 Tele: (651) 452-8100 www.ironwoodelectronics.com	Drawing: M. Tully		Date: 7/24/06
	File: EA-8C24000A-NQ-01 Dwg		Modified: 10/5/06, MT

Tolerances: diameters ±0.03mm [±0.001"],
PCB perimeters ±0.13mm [±0.005"],
PCB thicknesses ±0.18mm [±0.007"],
pitches (from true position) ±0.08mm [±0.003"],
all other tolerances ±0.13mm [±0.005"]
unless stated otherwise. Materials and specifications are subject to change without notice.

POD clearance, with respect to center of target pattern

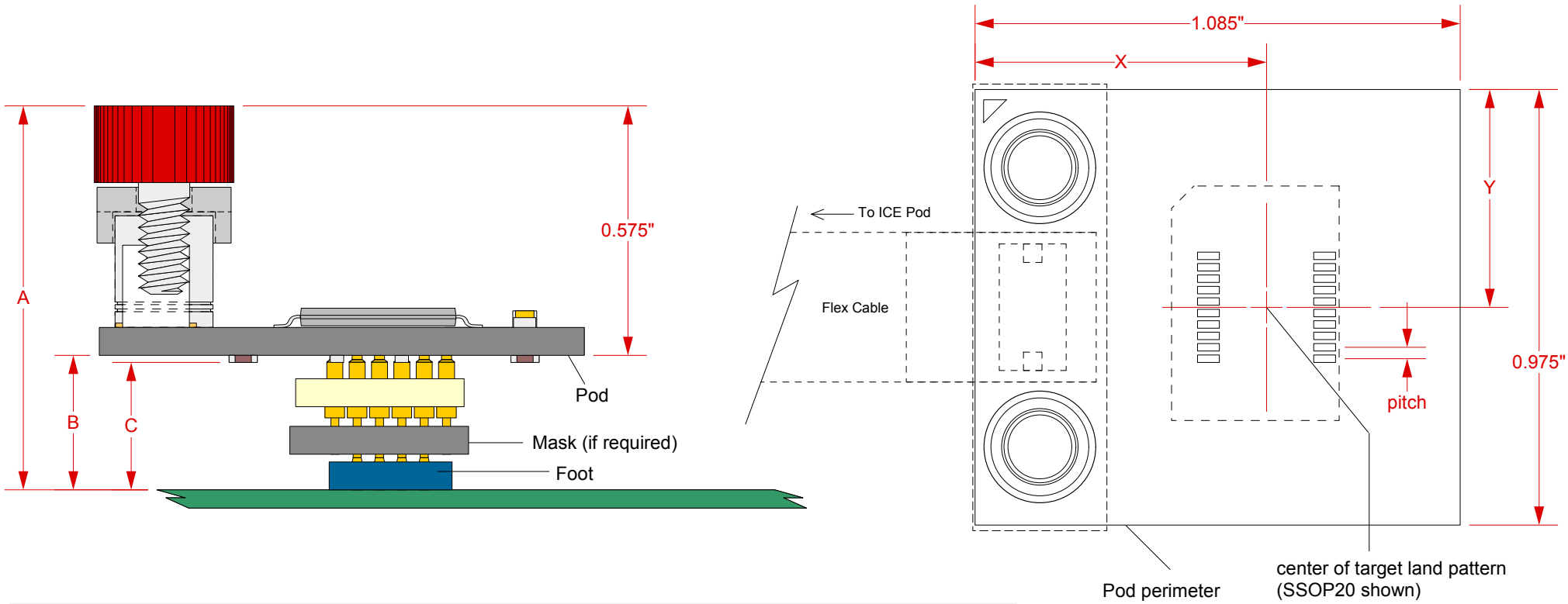

Foot Part number	Description	Pitch	Mask required	A	B	C	X	Y
C5116	SOIC8 foot	0.050"	yes	0.865"	0.290"	0.265"	0.654"	0.538"
C4102	PDIP8 foot	0.100"	yes	0.978"	0.403"	0.377"	0.652"	0.488"
C3845	SSOP20 foot	0.65mm	yes	0.865"	0.290"	0.265"	0.654"	0.488"
C3848	SOIC20 foot	0.050"	yes	0.865"	0.290"	0.265"	0.652"	0.488"
C4103	PDIP20 foot	0.100"	yes	0.978"	0.403"	0.377"	0.652"	0.488"
C3846	SSOP28 foot	0.65mm	no	0.848"	0.273"	0.248"	0.652"	0.513"
C3849	SOIC28 foot	0.050"	no	0.848"	0.273"	0.248"	0.652"	0.513"
C4104	PDIP28 foot	0.100"	no	0.978"	0.403"	0.377"	0.652"	0.513"

EA-8C24000A-NQ-01 Drawing

Status: | Scale: 3:1 | Rev: C

© 2006 IRONWOOD ELECTRONICS, INC.
PO BOX21151 ST. PAUL, MN 55121
Tele: (651) 452-8100
www.ironwoodelectronics.com

Drawing: M. Tully | Date: 7/24/06

File: EA-8C24000A-NQ-01 Dwg | Modified: 10/5/06, MT

Tolerances: diameters ±0.03mm [±0.001"], PCB perimeters ±0.13mm [±0.005"], PCB thicknesses ±0.18mm [±0.007"], pitches (from true position) ±0.08mm [±0.003"], all other tolerances ±0.13mm [±0.005"] unless stated otherwise. Materials and specifications are subject to change without notice.