REVISIONS			
REV	DESCRIPTION	DATE	APPROVED
**	RELEASE FOR MANUFACTURING	01/11/06	CKS
*A	CHANGED PART NUMBER ON SILKSCREEN FROM CY3210-20X TO CY3210-20X34. ADDED SILKSCREEN TEXT AND CYPRESS LOGO. CHANGED DIMENSION BOARD OUTLINE X FROM 1.40 TO 1.20 AND FROM .550 TO .300. CHANGED DIMENSION BOARD OUTLINE Y FROM 2.875 TO 2.625 AND FROM 2.575 0 TO 2.175	05/23/06	DFK

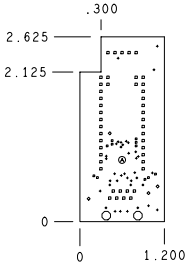

DRILL CHART				
ALL UNITS ARE IN MILS				
FIGURE	SIZE	TOLERANCE	PLATED	QTY
·	10.0	+0.003 -0.010	PLATED	37
•	20.0	0.003	PLATED	11
▫	35.0	0.003	PLATED	45
◦	43.0	0.003	PLATED	4
⊗	100.0	0.003	PLATED	1
○	128.0	0.003	NON-PLATED	2

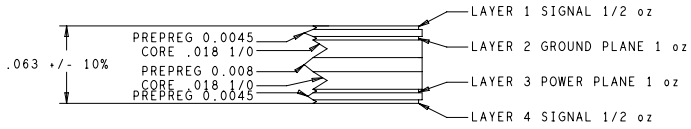

NOTES: UNLESS OTHERWISE SPECIFIED

1. RoHS COMPLIANT CERTIFICATION OR MATERIAL DECLARATION REQUIRED
2. MATERIAL:
   A. NELCO 4000-11 OR IS420 OR EQUIVALENT. MATERIAL MUST CONFORM TO UL94V-0.
   B. USE HTE COPPER 1/2 oz. COPPER FOIL EXTERNAL LAYERS AND 1 oz COPPER FOIL FOR INTERNAL LAYERS UNLESS OTHERWISE SPECIFIED IN STACK VIEW.
   C. OVERALL METAL TO METAL THICKNESS .XXX +/- 10%
3. DRILLING:
   A. DIAMETERS IN DRILL TABLE ARE FINISHED HOLE SIZES +/-.003. UNLESS OTHERWISE SPECIFIED IN DRILL TABLE.
   B. TEARDROP ALLOWED ON ENTRY OF VIA ON EVERY TRACE LAYER.
4. PLATING:
   A. COPPER PLATING IN THRU-HOLES .001" min.
5. MARKING:
   A. SILKSCREEN IN WHITE NON-CONDUCTIVE EPOXY INK ON PRIMARY SIDE OF THE BOARD OR BOTH SIDES IF APPLICABLE.
   B. FABRICATIOR TO ETCH DATE CODE AND LOGO ON SECONDARY SIDE.
6. FINAL FABRICATION:
   A. SOLDERMASK PRIMARY AND SECONDARY SIDE OF BOARD USING LIQUID PHOTOIMAGABLE. MASK MATERIAL OVER BARE COPPER PER IPC-SM-840. SOLDERMASK COLOR **GREEN**.
7. FINISH:
   A. SHALL BE ELECTROLYTIC NICKEL/GOLD, ELECTROLESS NICKEL/IMMERSION GOLD(ENIG).
   B. NICKEL THICKNESS: 100-200 MICROINCHES.
   C. GOLD THICKNESS 3-10 MICROINCHES.
8. BOARDS SHALL BE PURCHASED FROM UL RECOGNIZED VENDORS ONLY AND SHALL BE MARKED IN COPPER ON SECONDARY SIDE OF BOARD WITH VENDORS UL IDENTIFICATION. FLAMABILITY RATING (94-VO).DATE CODE (WWYY) AND RoHS COMPLIANT SYMBOL.
9. MANUFACTURE BOARD TO BE IN ACCORDANCE WITH PERFORMANCE STANDARD IPC-6011/6012 CLASS 2 BOARD TO BE INSPECTED PER IPC-600-A CLASS 2.
10. MAXIMUM BOW OR TWIST SHALL NOT EXCEED 0.007 in/in.

UNLESS OTHERWISE SPECIFIED	SIGNATURES	DATE
DIMENSIONS ARE IN INCHES	DRAWN ZMK	01/02/06
TOLERANCES ON: ANGLES +/- 2°	CHECKED ECU	01/11/06
2 PL DECIMALS +/- .010	ENGRG CKS	01/11/06
3 PL DECIMALS +/- .005	ISSUED	
THIRD ANGLE PROJECTIONS		

CYPRESS PROPRIETARY
THIS DOCUMENT CONTAINS CONFIDENTIAL, PROPRIETARY INFORMATION THAT IS CYPRESS SEMICONDUCTOR PROPERTY. DO NOT DISCLOSE TO OR DUPLICATE FOR OTHERS EXCEPT AS AUTHORIZED BY CYPRESS.

CYPRESS SEMICONDUCTOR
12230 World Trade Drive #200
San Diego, CA 92128
(858) 613-7931

FABRICATION DRAWING CY3210-20X34 QUARK POD MODULE DESIGN

SIZE	FSCM NO	DWG NO	REV
C		PDCR-9297	*A

SCALE: 1/1 SHEET: 1 OF 1

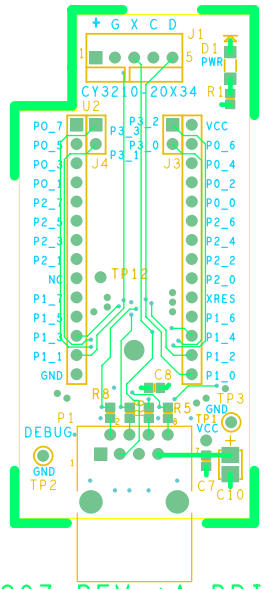

PDCR-9297 REV *A PRIMARY SIDE

PDCR-9297 REV *A PRIMARY SILKSCREEN

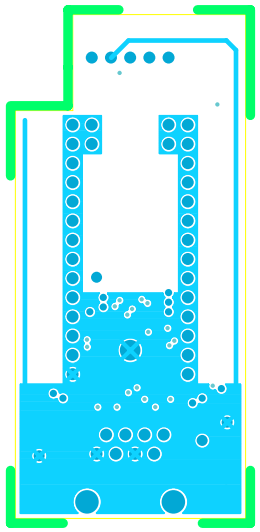

PDCR-9297 REV *A LAYER 2 GND

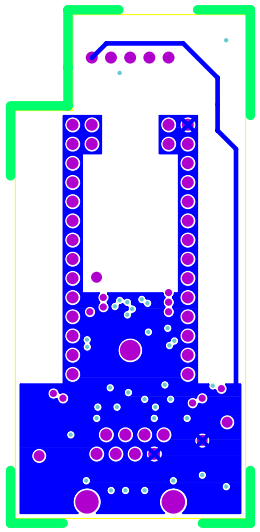

PDCR-9297 REV *A LAYER 3 VCC

PDCR-9297 REV *A SECONDARY SIDE

PDCR-9297 REV *A SECONDARY SILKSCREEN