



WHITEPAPER

Wi-Fi 7 for IoT

Reliable and Ultra-low Power 20 MHz Wi-Fi Performance

www.infineon.com



1.0 Executive Summary

Introduced in 2024, Wi-Fi 7 delivers numerous PHY and MAC layer enhancements for high performance networking, including 320 MHz channels, 4096 QAM modulation, and up to eight spatial streams (8x8 MIMO). While these capabilities are important for access points and high throughput clients, they are less relevant to IoT devices, which typically operate at low data rates with small payloads, constrained form factors, and strict power budgets.

Recognizing these IoT requirements, the Wi-Fi Alliance introduced Wi-Fi 7 certification in January 2026 for devices operating on 20 MHz channels only, enabling cost- and power-optimized IoT implementations to benefit from Wi-Fi 7's MAC-layer intelligence without the complexity of wide-bandwidth designs. This certification path allows IoT devices—including smart home appliances, battery-powered cameras, lighting systems, sensors, and HVAC controls—to leverage Wi-Fi 7 and in a manner aligned with their operational constraints.

For IoT deployments, the value of Wi-Fi 7 is less about peak throughput, but in its ability to deliver reliable, low-latency, and energy-efficient connectivity in dense and interference-prone environments. Features such as Multi-Link Operation (MLO), Multiple Resource Units (MRU), and Restricted Target Wake Time (R-TWT) enable devices to adapt dynamically to changing RF conditions, reduce contention and latency, and significantly extend battery life through more deterministic power-save operation.

2.0 Growth of IoT & Wi-Fi 7 Ecosystem Momentum

The IoT ecosystem continues to expand rapidly across both consumer and industrial segments. Industry analyses from chipset vendors and test-equipment providers indicate accelerating adoption of Wi-Fi 7 in access points, routers, and gateways beginning in the 2024–2025 timeframe, with 30% of new Wi-Fi devices shipped by 2026 will be Wi-Fi 7 capable¹.

In the next five years, global deployments are forecast to exceed **30 billion smart home and industrial IoT devices by 2030** (see **Figure 1**). Device manufacturers adopting Wi-Fi 7 today benefit from immediate compatibility on existing Wi-Fi 5 and Wi-Fi 6 infrastructure and increasing performance advantages as Wi-Fi 7 access points become more prevalent.

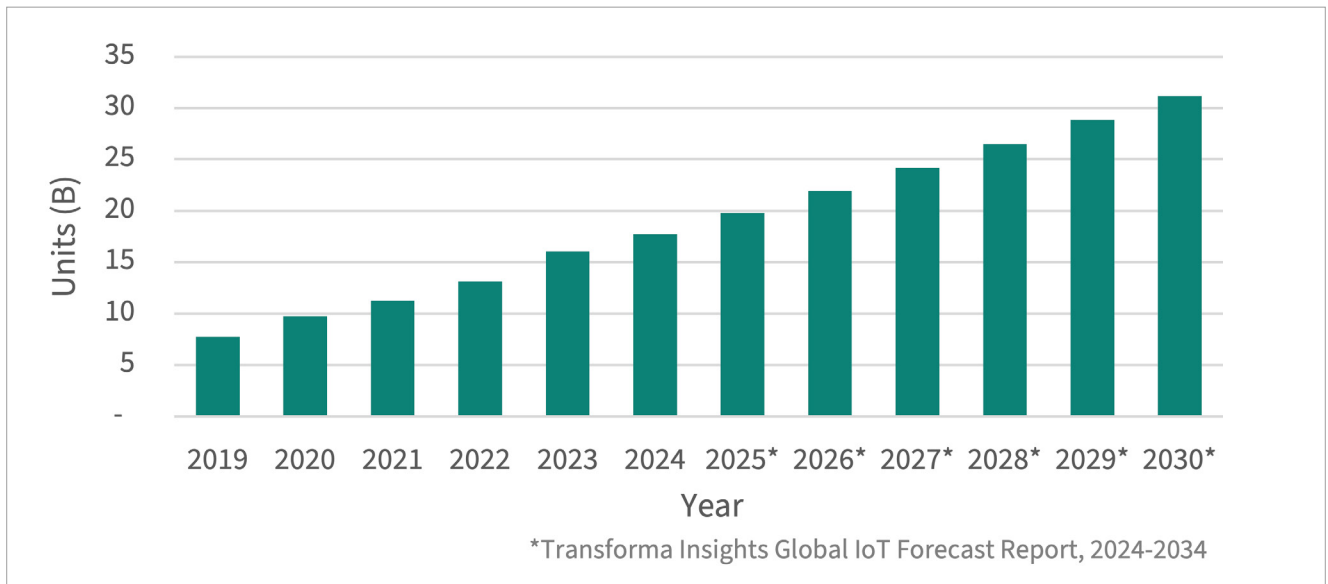


Figure 1 IoT device Forecast

3.0 IoT Challenges

In modern smart-home environments, it is not uncommon for households to have up to 50 wireless devices per household, leading to congestion as devices compete for airtime on crowded 2.4 GHz and 5 GHz networks (Figure 2). In dense neighborhoods and multi-dwelling units, dozens of neighboring Wi-Fi networks may be present, further increasing interference and contention.

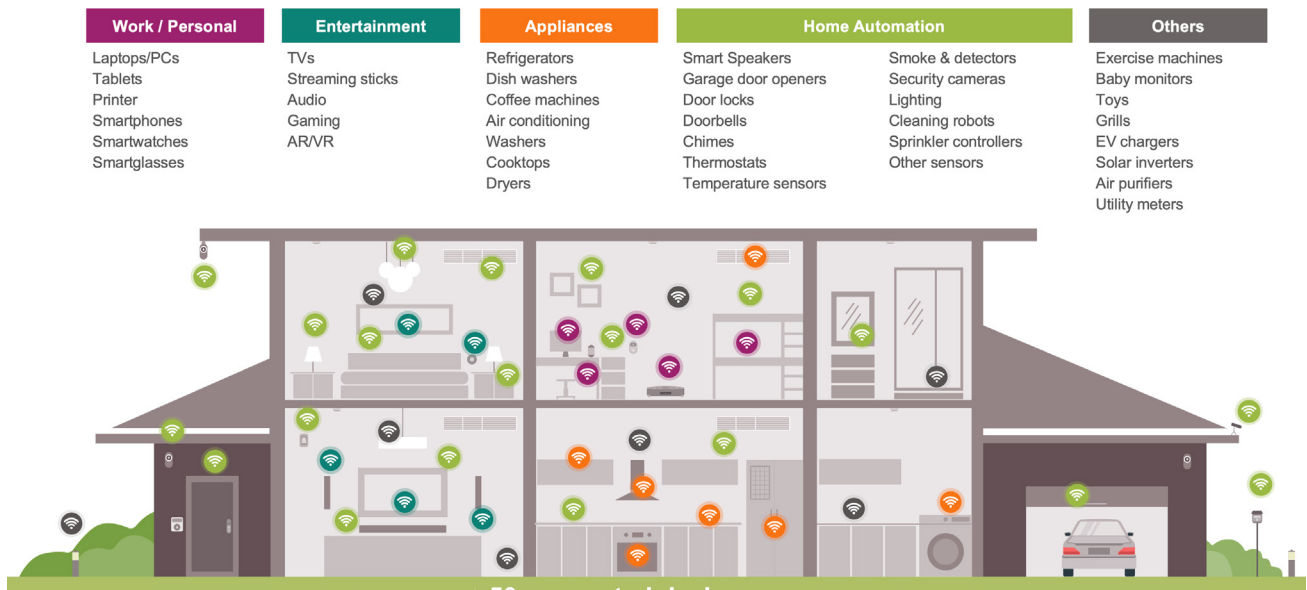


Figure 2 Smart Home Devices

As a result of dense deployments, congestion, and interference from neighboring networks, IoT devices often struggle with reliable connectivity and predictable latency—particularly when transmitting critical control or status data. Congestion and interference lead to increased contention, longer channel access delays, and variable performance.

Unpredictable latency spikes degrade real-time control, automation, and interactive experiences, while idle listening, frequent background signaling, and unsynchronized wake cycles significantly increase energy consumption. Many IoT devices also lack the agility to adapt dynamically to changing RF conditions and remain fixed on a single channel, further exacerbating reliability and battery-life challenges.

4.0 Why Wi-Fi 7 Matters for IoT

Since the introduction of IEEE 802.11 in 1997, Wi-Fi standards have evolved primarily to improve speed, coverage, and aggregate throughput. Infrastructure providers and device manufacturers have consistently adopted these advancements to meet growing performance demands. Wi-Fi 7 introduces numerous PHY- and MAC-layer enhancements designed for high-performance networking, including support for 320 MHz channels, 4096-QAM modulation, and up to 8 spatial streams (8x8 MIMO).

While these features are important for access points and high-throughput clients, they are less directly relevant for IoT devices, which typically operate with low data rates, small payloads, constrained form factors, and strict power budgets. IoT devices such as door locks, thermostats, cameras, sensors, and appliances are often deployed in challenging locations including basements, garages, and outdoor environments where reliability and efficiency are far more critical than peak throughput.

4.1 Wi-Fi 7 Certification for 20 MHz Devices

To better address the unique requirements of IoT devices, in 2026 the Wi-Fi Alliance introduced Wi-Fi 7 certification for devices operating exclusively on 20 MHz channels. The certification enables IoT devices to take advantage of Wi-Fi 7 capabilities while maintaining the lower complexity, power efficiency, and robust operation benefits of 20 MHz channel designs.

Key Benefits of 20 MHz Channels:

Lower power consumption: narrower channels require less baseband processing and radio complexity, helping battery-powered IoT devices run longer.

Smaller, simpler devices: 20 MHz allows reduced RF design complexity, making it easier to build compact or low-cost sensors, appliances, wearables, and other IoT devices.

More reliable connections in dense environments: IoT deployments occur in crowded environments like apartments, factories, and enterprises. 20 MHz channels reduce interference and improve link reliability in congested environments.

Longer range and better coverage: because the signal energy is concentrated, 20 MHz helps concentrate Wi-Fi signal energy which often provides stronger, more robust links at the edge of coverage — ideal for distributed sensors.

Better coexistence with other technologies: IoT devices need predictable operation around many legacy devices. 20 MHz channels are the most coexistence-friendly and widely supported option.

4.2 How Wi-Fi 7 Improves IoT Performance

Wi-Fi 7 addresses IoT-specific challenges through features that enable adaptive band usage, finer-grained spectrum allocation, and deterministic power-save operation. Key mechanisms include Multi-Link Operation (MLO) for link robustness in congested environments, Multiple Resource Units (MRU) for improved efficiency with small payloads, and Restricted Target Wake Time (R-TWT) for coordinated device sleep scheduling.

4.2.1 Multi-Link Operation (MLO)

Multi-Link Operation (MLO) enables a Wi-Fi 7 device to transmit and receive data over multiple links—typically across 2.4 GHz, 5 GHz, and 6 GHz—either concurrently or with fast switching based on real-time network conditions. By treating these bands as concurrent links, MLO can dynamically route traffic around congestion, reduce channel-access delays, and improve latency.

In congested homes and enterprise environments, this capability results in more consistent performance for IoT sensors, controllers, and user-facing devices. MLO also benefits latency-sensitive applications such as augmented and virtual reality, where even modest latency increases can degrade user experience.

Wi-Fi 7 defines multiple MLO operating modes to support devices with different cost, power, and complexity requirements, including Multi-Link Single Radio (MLSR), Enhanced MLSR (EMLSR), and Simultaneous Transmit and Receive (STR).

Wi-Fi 7 Multi-Link Operation (MLO) Modes:

- **Multi-Link Single Radio (MLSR):** The client can switch between bands seamlessly but can transmit or receive on only one band at a time.
- **Enhanced Multi-Link Single Radio (EMLSR):** Allows transmission on only one band at a time, but a 2-spatial stream client can receive on two different bands simultaneously.
- **Simultaneous Transmit and Receive (STR):** The client can independently transmit and receive on two separate bands at the same time.

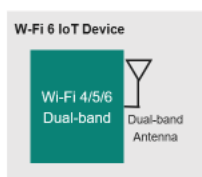
4.2.2 Multi-Link Single Radio (MLSR) Implementations

Many IoT devices are constrained by cost, power consumption, and physical size. Instead of using multi-chain radio implementations, IoT devices can implement MLO in a single radio to achieve adaptive band switching using a single radio and antenna.

Fast band switching implemented in silicon allows adaptive band switching between 2.4 GHz, 5 GHz, and 6 GHz while minimizing system complexity. This approach reduces implementation cost while still improving link robustness and latency performance in congested environments. IoT devices with MLSR logically connect and associate to all three bands simultaneously, whereas Wi-Fi 6 and older devices can only associate to one-band at a time, requiring a device to disconnect and re-connect to the Wi-Fi network, resulting in higher latency, disconnects and low quality-of-experience.




Multi-Link for IoT Increases Wi-Fi link Robustness and Improves User Experience



Wi-Fi 4/5/6 based IoT client devices select and connect to only one band

- Switching bands requires device to disconnect / reconnect increasing latency in congested environments



Wi-Fi 7 Multi-Link for IoT devices can connect in all three bands simultaneously

- Select band based on use-case scenario, without disconnecting and reconnecting to the network
- Ultra-fast Adaptive Band Switching
- Always operates in the best band: enhancing robustness in congested environments
- Single-radio & single-antenna implementations

4.2.3 Multiple Resource Units (MRU)

Wi-Fi 6 introduced Orthogonal Frequency Division Multiple Access (OFDMA) with contiguous Resource Units (RUs) to divide a channel into smaller sub-channels (Figure 3). In Wi-Fi 6, each user could occupy only a single RU during a given transmission opportunity, which limited efficiency when payload sizes were small.

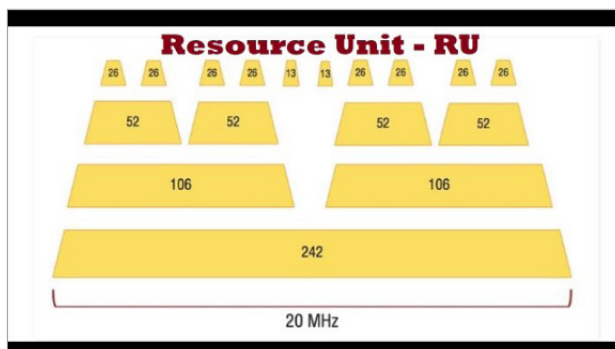


Figure 3 Resource Units

Wi-Fi 7 extends this capability with Multiple Resource Units (MRU), allowing a single user (station) to be allocated multiple non-contiguous RUs. A single device can aggregate different-sized RUs (e.g., combining a 52-tone and a 26-tone RU). This feature removes the single-RU limitation and enables more efficient use of available spectrum by filling otherwise unused RUs with useful data instead of padding. For IoT workloads characterized by small, frequent payloads, MRU improves spectrum utilization when parts of a channel are impaired by interference. MRU reduces wasted airtime, reduces latency, saves power, and increases reliability even in congested channels

4.2.4 Restricted Target Wake Time (R-TWT)

Restricted Target Wake Time (R-TWT) enables access points to organize devices into coordinated wake windows rather than relying on independently negotiated wake schedules. Devices with similar latency and traffic requirements can share structured wake intervals, reducing contention and allowing longer sleep durations. With Wi-Fi 6, devices negotiate wake schedules independently, often overlapping with other devices and causing contention, which leads to more idle listening, unnecessary wake-ups, and higher power consumption.

R-TWT is particularly beneficial for latency-sensitive IoT traffic, as it enables protected access windows that improve jitter and worst-case latency performance under heavy channel load. For battery-powered devices such as sensors, wearables, and meters, R-TWT directly reduces idle listening and unnecessary wakeups, significantly extending battery life.

5.0 Conclusion

Wi-Fi 7 represents the most significant advancement in wireless connectivity for IoT since the introduction of OFDMA and TWT in Wi-Fi 6. While Wi-Fi 7 specifications have emphasized extreme throughput and wide channels, IoT devices typically operate with low data rates, small payloads, constrained form factors, and strict power budgets.

With Wi-Fi 7 certification available for 20 MHz-only operation, IoT devices can take advantage of certified Wi-Fi 7 features to deliver ultra-low-power and reliable connectivity in congested, smart home, and industrial environments.

7.0 Glossary

802.11be (Wi-Fi 7)

The IEEE wireless LAN standard ratified in 2024 succeeding Wi-Fi 6/6E, introducing enhanced MAC and PHY features such as Multi-Link Operation (MLO), Multiple Resource Units (MRU), and Restricted Target Wake Time (R-TWT).

Access Point (AP)

A network device that provides wireless connectivity to client devices and manages channel access, scheduling, and security.

Channel Bandwidth

The width of a Wi-Fi channel, expressed in MHz (e.g., 20, 40, 80, 160, 320 MHz). Narrower channels improve range and reliability, while wider channels enable higher peak throughput.

Congestion

A condition where multiple devices compete for limited wireless airtime, resulting in increased latency, packet loss, and reduced performance.

Deterministic Latency

Predictable and bounded delay in packet delivery, critical for real-time IoT applications such as control, automation, and monitoring.

Enhanced Multi-Link Single Radio (EMLSR)

A Wi-Fi 7 MLO mode where transmission occurs on one band at a time, while receiving may occur on multiple bands for multi-stream devices.

Idle Listening

A power-consuming state in which a device remains awake to monitor the wireless medium, even when no data is being transmitted or received.

IoT (Internet of Things)

A network of connected physical devices—such as sensors, actuators, meters, and controllers—that collect and exchange data, often under strict power and reliability constraints.

MAC (Medium Access Control)

The layer of the Wi-Fi protocol responsible for channel access, scheduling, power management, and coordination between devices.

MLMR (Multi-Link Multi-Radio)

A Wi-Fi 7 MLO configuration that uses multiple radios to transmit and receive data across different frequency bands.

MLSR (Multi-Link Single Radio)

A Wi-Fi 7 MLO configuration that enables fast switching across frequency bands using a single radio and antenna, optimized for cost- and power-constrained IoT devices.

MLO (Multi-Link Operation)

A Wi-Fi 7 feature that allows devices to use multiple frequency bands (2.4, 5, and 6 GHz) either simultaneously or dynamically to improve reliability, latency, and throughput.

MRU (Multiple Resource Units)

A Wi-Fi 7 enhancement that allows a single device to be allocated multiple non-contiguous OFDMA resource units within a single transmission opportunity.

OFDMA (Orthogonal Frequency Division Multiple Access)

A multi-user transmission technique introduced in Wi-Fi 6 that divides a channel into smaller resource units (RUs) to allow simultaneous transmissions.

RU (Resource Unit)

A group of subcarriers allocated to a device during an OFDMA transmission.

R-TWT (Restricted Target Wake Time)

A Wi-Fi 7 power-management mechanism that coordinates groups of devices into shared wake windows for improved latency predictability and energy efficiency.

Spatial Stream

An independent data stream transmitted over multiple antennas using MIMO techniques.

8.0 References

1. Dell'Oro Group Q3'25. IDC 2025 Quarterly Wireless LAN report.
2. IEEE – IEEE 802.11be™ Standard (Draft and Technical Overview)
IEEE Standards Association
3. Wi-Fi Alliance – Wi-Fi 7 Overview and Technical Features
<https://www.wi-fi.org>

Published by
Infineon Technologies AG
Am Campeon 1-15, 85579 Neubiberg
Germany

© 2025 Infineon Technologies AG.
All rights reserved.

Public

Version: V1.0_EN
Date: 12/2025



Stay connected!



Scan QR code and explore offering
www.infineon.com

Please note!

This Document is for information purposes only and any information given herein shall in no event be regarded as a warranty, guarantee or description of any functionality, conditions and/or quality of our products or any suitability for a particular purpose. With regard to the technical specifications of our products, we kindly ask you to refer to the relevant product data sheets provided by us. Our customers and their technical departments are required to evaluate the suitability of our products for the intended application.

We reserve the right to change this document and/or the information given herein at any time.

Additional information

For further information on technologies, our products, the application of our products, delivery terms and conditions and/or prices, please contact your nearest Infineon Technologies office (www.infineon.com).

Warnings

Due to technical requirements, our products may contain dangerous substances. For information on the types in question, please contact your nearest Infineon Technologies office.

Except as otherwise explicitly approved by us in a written document signed by authorized representatives of Infineon Technologies, our products may not be used in any life-endangering applications, including but not limited to medical, nuclear, military, life-critical or any other applications where a failure of the product or any consequences of the use thereof can result in personal injury.